

Invest in one of India's most popular indices



Motilal Oswal M50 ETF

Large cap Indices are less volatile in the long run, making it one of India's most popular indices.

**THINK EQUITY
THINK MOTILAL OSWAL**



Name of the scheme	Scheme Riskometer	Benchmark Riskometer Nifty 50 TRI
Motilal Oswal M50 ETF (MOM50) (An open ended scheme replicating/tracking Nifty 50 Index)		
This product is suitable for investors who are seeking*	Investors understand that their principal will be at Very High risk	
<ul style="list-style-type: none"> Return that corresponds generally to the performance of the Nifty 50 Index (Underlying Index), subject to tracking error Investment in equity securities of Nifty 50 Index 		

*Investors should consult their financial advisers if in doubt about whether the product is suitable for them.

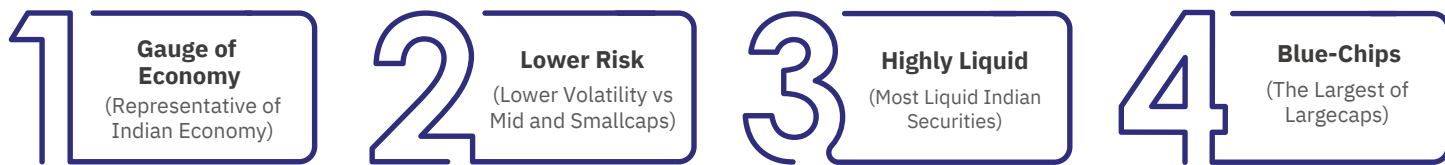
Mutual Fund investments are subject to market risks, read all scheme related documents carefully

MOTILAL OSWAL M50 ETF

About Nifty 50 Index

The Nifty 50 Index is designed to measure the performance of 50 largest and most liquid blue-chip companies.

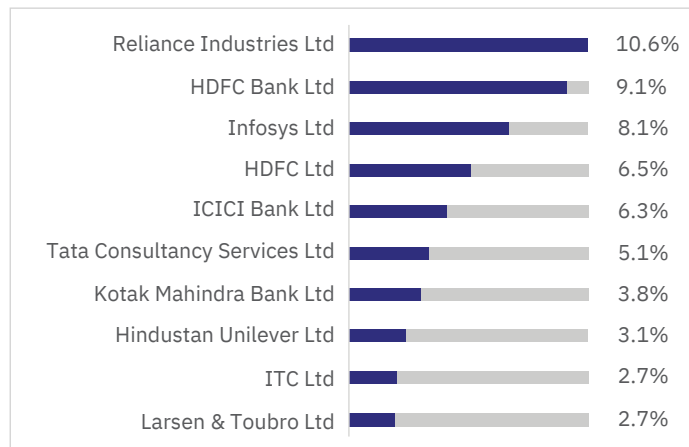
Key attributes of Nifty 50 Index



Index Performance (Annualised)


Period	Returns	Risk
1 Year	58.5%	15.4%
3 Year	18.6%	21.8%
5 Year	16.8%	18.2%
7 Year	13.4%	17.4%
10 Year	14.9%	17.2%
15 Year	12.5%	22.2%

Top 10 Stocks



Source: www.niftyindices.com; Performance Data as of close of 30-Sep-2006 to 30-Sep-2021. All performance data in INR. Hypothetical performance results may have inherent limitations and no representation is being made that any investor will, or is likely to achieve the performance similar to that shown. Past performance may or may not be sustained in future. Composition Source/Disclaimer: MOAMC; Data as of 30-Sep-2021; the stocks mentioned above are used to explain the concept. The stocks may or may not be part of our portfolio/strategy/schemes. The above table/graph is used to explain the concept and is for illustration purpose only. It should not be used for development or implementation of any investment strategy.

Top 5 Sectors



Source: MOAMC; Data as of 30-Sep-2021; Sectors - Macro Economic Sectors as per AMFI Industry Classification; the stocks/sectors mentioned above are used to explain the concept and is for illustration purpose only. It should not be used for development or implementation of any investment strategy. It should not be construed as an investment advice to any party. The stocks/sectors may or may not be part of our portfolio/strategy/schemes. Past performance may or may not be sustained in future.

Index SIP Returns (SIP Amount of ₹ 10,000/- per month)

Description	1 Year	3 Years	5 Years	7 Years	10 Years
Returns	49.1%	29.0%	20.6%	17.3%	16.0%
Amount Invested	1,20,000	3,60,000	6,00,000	8,40,000	12,00,000
Market Value	1,49,745	5,45,709	10,00,980	15,57,857	27,76,321

Data as of close of 30-Sep-2021. For SIP returns, monthly investment of INR 10,000/- invested on the first business day of every month has been considered. All performance data in INR. Hypothetical performance results may have inherent limitations and no representation is being made that any investor will, or is likely to achieve the performance similar to that shown. The above is for illustration purpose only. The SIP amount, tenure of SIP, expected rate of return are assumed figures for the purpose of explaining the concept of advantages of SIP investments. The actual result may vary from depicted results depending on the scheme selected. It should not be construed to be indicative of scheme performance in any manner. The above are not scheme SIP returns, but simulation of index SIP returns. Past performance may or may not be sustained in future.

About Motilal Oswal M50 ETF

	Type of Scheme An open ended scheme replicating/tracking Nifty 50 TR Index		Continuous Offer NSE/BSE - Investors can buy/sell units of the Scheme in round lot of 1 unit and in multiples thereof. Directly with Mutual Fund - Buy/sell units of the Scheme unit size of 25,000 units and in multiples thereafter.
	Investment Objective The Scheme seeks investment return that corresponds to the performance of Nifty 50 Index subject to tracking error. However, there can be no assurance or guarantee that the investment objective of the Scheme would be achieved		Exit Load Nil
	Benchmark Nifty 50 TR Index		Fund Manager Mr. Swapnil Mayekar
	Launch Date 28 th July 2010		Total Expense ratio Regular - 0.05%

Motilal Oswal M50 ETF Performance

Scheme	1 Year		3 Years		5 Years		7 Years		Since Inception	
	CAGR (%)	Current Value of Investment of ₹ 10,000	CAGR (%)	Current Value of Investment of ₹ 10,000	CAGR (%)	Current Value of Investment of ₹ 10,000	CAGR (%)	Current Value of Investment of ₹ 10,000	CAGR (%)	Current Value of Investment of ₹ 10,000
Scheme	58.0	15,797	18.1	16,515	16.0	20,987	12.4	22,653	10.9	31,927
Nifty 50 TRI	58.5	15,854	18.6	16,696	16.8	21,757	13.4	24,090	12.5	37,391
S&P BSE Sensex TRI (Additional Benchmark)	57.0	15,696	19.0	16,888	17.6	22,498	13.5	24,228	12.8	38,359
NAV (₹) Per Unit (174.3862: as on 30-Sep-2021)	110.3946		105.5901		83.0920		76.9821		54.6210	

Source/Disclaimer : MOAMC; Data as of 30-Sep-21. The NAV per unit shown in the table is as on the start date of the said period. Past performance may or may not be sustained in the future. Performance is for Regular Plan Growth Option. Different plans have different expense structure. Mr. Swapnil Mayekar is the Fund Manager since inception and he manages 12 schemes of Motilal Oswal Mutual Fund.

Other Schemes Managed by Fund Manager

Name of Fund Manager: Swapnil Mayekar						
	1 Year		3 Year		5 Year	
	Scheme Return (%)	Benchmark Return (%)	Scheme Return (%)	Benchmark Return (%)	Scheme Return (%)	Benchmark Return (%)
Motilal Oswal Nifty Smallcap 250 Index Fund	85.0	88.9	-	-	-	-
Motilal Oswal Midcap 100 ETF	79.6	80.5	21.6	22.1	14.7	15.7
Motilal Oswal Nifty Midcap 150 Index Fund	73.4	76.8	-	-	-	-
Motilal Oswal Nifty Next 50 Index Fund	55.4	57.7	-	-	-	-
Motilal Oswal NASDAQ 100 Fund of Fund	30.6	32.1	-	-	-	-
Motilal Oswal Multi Asset Fund*	7.5	20.8	-	-	-	-

Note: Swapnil Mayekar manages 12 schemes of Motilal Oswal Mutual Fund.

Source/Disclaimer : MOAMC, Data as of 30-Sep-21. *Only the Gold component is managed by Swapnil Mayekar. Past performance may or may not be sustained in the future. Performance is for Regular Plan Growth Option. Different plans have different expense structure. In case the number of schemes managed by a fund manager is more than six, performance data of top 3 and bottom 3 schemes managed by fund manager has been provided herein. Period for which scheme's performance has been provided is computed basis last day of the month-end preceding the date of advertisement.