

June 2022 (Data as on 31st May 2022. Inception date - 17th October 2019)



## INVESTMENT APPROACH

**Scheme Name:** Motilal Oswal Large & Midcap Fund

### Investment Objective:

The investment objective of the Scheme is to provide medium to long-term capital appreciation by investing primarily in Large and Midcap stocks. However, there can be no assurance or guarantee that the investment objective of the Scheme would be achieved.

**Benchmark:** Nifty Large Midcap 250 TRI

### Scheme Details:

NAV Regular Plan Growth Option (Rs.)	14.9096
NAV Regular Plan IDCW Option (Rs.)	13.8942
NAV Direct Plan Growth Option (Rs.)	15.5829
NAV Direct Plan IDCW Option (Rs.)	14.5027
Monthly AAUM (in Rs Crs.)	1,121.17
Latest AUM (31-May-2022) (in Rs Crs.)	1,165.02



## KEY FEATURES & PORTFOLIO ATTRIBUTES

Invests in a mix of high quality Large and mid cap companies

Aims to create a high growth and low volatility portfolio

Focused on investing in industry leaders, positioned to benefit from market consolidation

Identifying companies with competitive advantages that can enable sustained profitability

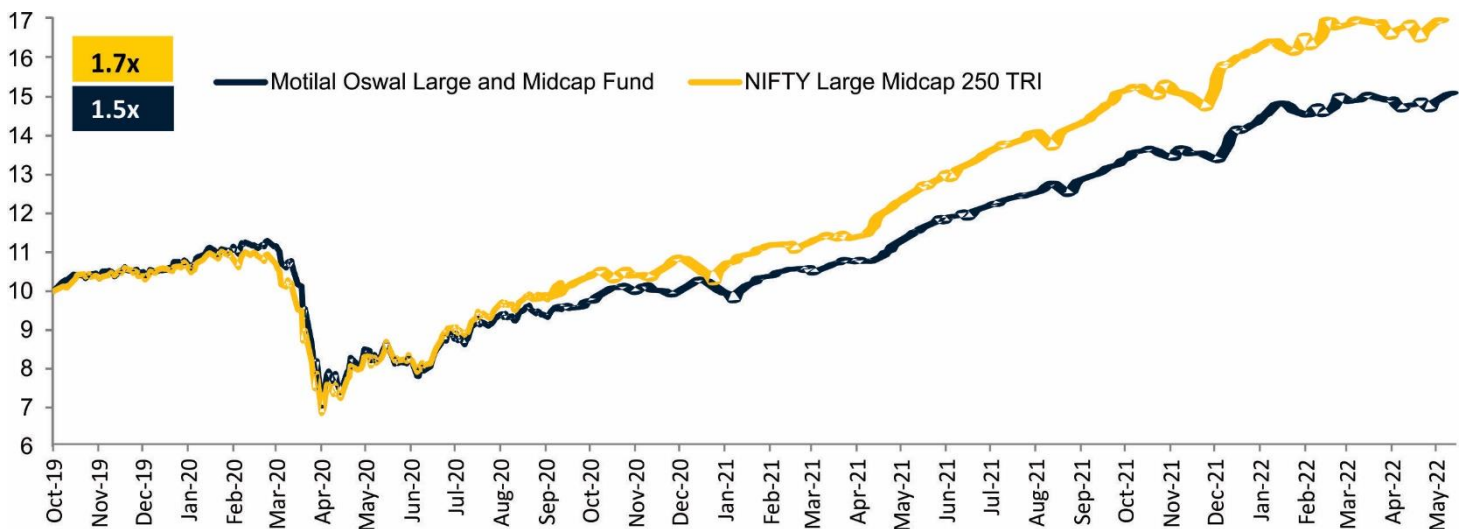


## PORTFOLIO ACTIONS IN LAST 3 MONTHS

<b>Companies Added:</b>	Housing Development Finance Corpn. Ltd, Tata Steel Ltd.
<b>Companies Exited:</b>	Tata Consumer Products Ltd, VIP Industries Ltd, FSN E-Commerce Ventures Ltd,



## Performance Since Inception

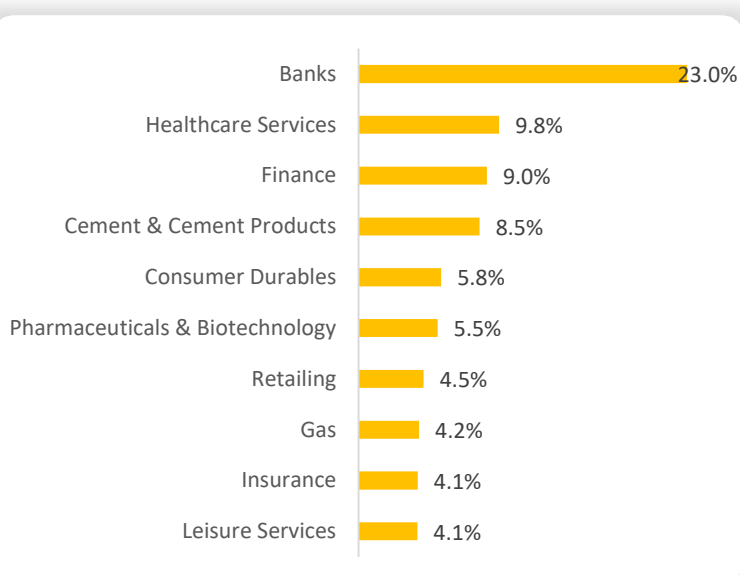


Returns in %	1 Year		Since Inception	
	CAGR (%)	Rs. 10,000	CAGR (%)	Rs. 10,000
Motilal Oswal Large & Midcap Fund	6.0	10,602	16.5	14,910
Nifty Large Midcap 250 TRI	9.0	10,899	21.1	16,525
Nifty 50 TRI	7.9	10,790	16.0	14,748

**Source:** Internal Analysis. The above is used to explain the concept and is for illustration purpose only and should not be used for development or implementation of an investment strategy. Past performance may or may not be sustained in future.

## PORTFOLIO & SECTORAL ALLOCATION

Top 10 Holdings	(%) of Holding
ICICI Bank Ltd	10.2
Axis Bank Ltd	5.9
Cholamandalam Investment and Finance Company Ltd	5.5
State Bank of India	4.6
Gujarat Gas Ltd	4.2
Max Financial Services Ltd	4.1
Jubilant Foodworks Ltd	4.1
Larsen & Toubro Ltd	4.1
Dr. Lal Path Labs Ltd	3.8
UltraTech Cement Ltd	3.8



Industry classification as recommended by AMFI

## STRATEGY CONTRIBUTORS (1 YEAR TRAILING)

Top 5	Contribution
Max Healthcare Institute Ltd.	2.1%
ICICI Bank Ltd	1.4%
VIP Industries Ltd	1.4%
Phoenix Mills Ltd	1.4%
Cholamandalam Investment & Finance Co. Ltd	1.2%

Bottom 5	Contribution
Jindal Stainless Ltd	-0.9%
Dr. Lal PathLabs Ltd.	-0.8%
Ultratech Cement Ltd	-0.8%
Fortis Healthcare Ltd	-0.6%
Dalmia Bharat Ltd.	-0.6%

Source: ValueFY and Internal Analysis

**Disclaimer:** The Stocks mentioned above are used to explain the concept and is for illustration purpose only and should not be used for development or implementation of any investment strategy. It should not be construed as investment advice to any party. The stocks may or may not be part of our portfolio/strategy/ schemes. Past performance may or may not be sustained in future

## MARKET CAPITALIZATION

Market Cap	Weightage (%)
Large Cap	47%
Mid Cap	36%
Small Cap	18%

Source: Market Categorization as recommended by AMFI

## How Buy Right : Sit Tight works

Company	Initial Purchase Date	Initial Purchase Price	Current Price	Absolute Growth	CAGR (%)
Torrent Pharmaceuticals Ltd	Oct-19	1618	2833	75%	24%
Jubilant Foodworks Ltd.	Oct-19	240	551	130%	37%

**Disclaimer:** The Stocks mentioned above are used to explain the concept and is for illustration purpose only and should not be used for development or implementation of any investment strategy. It should not be construed as investment advice to any party. The stocks may or may not be part of our portfolio/strategy/ schemes. Past performance may or may not be sustained in future

Mutual Fund Investments are subject to market risks, read all scheme related documents carefully

**THINK EQUITY**  
**THINK MOTILAL OSWAL**

**MOTILAL OSWAL**  
Asset Management  
**MUTUAL FUND**

**BUY RIGHT**  
**SIT TIGHT**

## Other Schemes Managed by Fund Manager

Name of Fund Manager: Abhiroop Mukherjee

	1 Year		3 Year		5 Year		Since Inception	
	Scheme Return (%)	Benchmark Return (%)	Scheme Return (%)	Benchmark Return (%)	Scheme Return (%)	Benchmark Return (%)	Scheme Return (%)	Benchmark Return (%)
<b>Top 3</b>								
Motilal Oswal Midcap 30 Fund	27.8	10.3	20.3	19.2	12.0	13.6	19.5	20.4
Motilal Oswal S&P 500 Index Fund	5.5	7.4	-	-	-	-	19.3	22.0
Motilal Oswal Asset Allocation Passive Fund of Fund - Aggressive	4.9	6.2	-	-	-	-	8.3	9.8
<b>Bottom 3</b>								
Motilal Oswal Dynamic Fund	-2.1	4.5	5.2	11.2	5.4	10.3	6.7	10.5
Motilal Oswal NASDAQ 100 Fund of Fund	-3.0	-0.3	23.8	25.7	-	-	22.3	23.1
Motilal Oswal Flexi Cap Fund	-4.7	8.1	5.0	14.2	5.3	12.4	15.0	14.1

Note: Abhiroop Mukherjee manages 22 schemes of Motilal Oswal Mutual Fund.

Source/Disclaimer : MOAMC . Past performance may or may not be sustained in the future. Performance is for Regular Plan Growth Option. Different plans have different expense structure. In case the number of schemes managed by a fund manager is more than six, performance data of top 3 and bottom 3 schemes managed by fund manager has been provided herein. Period for which scheme's performance has been provided is computed basis last day of the month-end preceding the date of advertisement. Different plans shall have a different expense structure. The performance details provided herein are of Regular plan.

	6 Months		Since Inception	
	Simple Annualized (%)	Benchmark Return (%)	Simple Annualized (%)	Benchmark Return (%)
Motilal Oswal 5 Year G-sec Fund Of Fund	-3.8	-3.5	-1.2	-1.0

Mr. Abhiroop Mukherjee - Managing this fund since 06-October-2021, Hence scheme has not completed 1 Year.

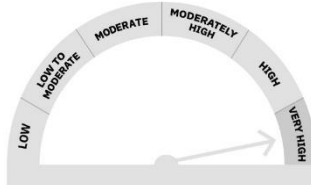

## Other Schemes Managed by Fund Manager

Name of Fund Manager: Aditya Khemani

	1 Year		3 Year		5 Year		Since Inception	
	Scheme Return (%)	Benchmark Return (%)	Scheme Return (%)	Benchmark Return (%)	Scheme Return (%)	Benchmark Return (%)	Scheme Return (%)	Benchmark Return (%)
Motilal Oswal Long Term Equity Fund	3.7	8.1	11.9	14.2	8.9	12.4	12.8	11.1

Note: Aditya Khemani manages 2 schemes of Motilal Oswal Mutual Fund.

Source/Disclaimer : MOAMC . Past performance may or may not be sustained in the future. Performance is for Regular Plan Growth Option. Different plans have different expense structure. In case the number of schemes managed by a fund manager is more than six, performance data of top 3 and bottom 3 schemes managed by fund manager has been provided herein. Period for which scheme's performance has been provided is computed basis last day of the month-end preceding the date of advertisement. Different plans shall have a different expense structure. The performance details provided herein are of Regular plan.

Name of the scheme	Scheme Riskometer	Benchmark Riskometer Nifty Large Midcap 250 TRI
Motilal Oswal Large and Midcap Fund (Large and Midcap Fund - An open ended equity scheme investing in both large cap and mid cap stocks)		
<p><b>This product is suitable for investors who are seeking*</b></p> <ul style="list-style-type: none"> <li>• Long-term capital growth</li> <li>• Investment predominantly in equity and equity related instruments of large and midcap stocks</li> </ul>		
Investors understand that their principal will be at Very High risk		

\*Investors should consult their financial advisers if in doubt about whether the product is suitable for them.

Source: Internal Analysis; The stocks mentioned herein are for general and comparison purpose only and not a complete disclosure of every material fact. The performance of the above stocks may or may not be sustained in future. It should not be construed as investment advice to any party. The stock prices are adjusted for corporate action.

**Disclaimers and Risk Factors:** he performance of schemes of Motilal Oswal Mutual Fund is Benchmarked to the Total Return variant of respective Index chosen as Benchmark as against Price Return variant of respective Benchmark Index. In case, the start/end date of the concerned period is non business date (NBD), the NAV of the previous date is considered for computation of returns. The NAV per unit shown in the table is as on the start date of the said period. Past performance may or may not be sustained in the future. Performance is for Regular Plan Growth Option. Different plans have different expense structure. This scheme is currently managed by Mr. Aditya Khemani (equity portion) and Mr. Abhiroop Mukherjee (Debt portion) since inception of the fund. Kindly refer to the website [www.motilaloswalmf.com](http://www.motilaloswalmf.com) to see the performance of the funds managed by the same Fund Manager

Mutual Fund Investments are subject to market risks, read all scheme related documents carefully

**THINK EQUITY**  
**THINK MOTILAL OSWAL**

**MOTILAL OSWAL**  
Asset Management  
**MUTUAL FUND**

**BUY RIGHT**  
**SIT TIGHT**