

# Motilal Oswal Active Momentum Fund

(An open-ended equity scheme following momentum factor theme)

March 2026 (Data as on 28<sup>th</sup> February, 2026. Allotment Date - 17<sup>th</sup> March 2025)



## INVESTMENT APPROACH

**Scheme Name:** Motilal Oswal Active Momentum Fund

### Investment Objective:

To achieve long term capital appreciation by predominantly investing in equity and equity related instruments by investing through a Momentum factor-based approach for stock selection. However, there can be no assurance that the investment objective of the scheme will be realized.

**Benchmark:** Nifty 500 TRI

**Scheme Details:** (Data as on 27<sup>th</sup> February, 2026)

Regular Growth Plan	11.8311
Regular Plan - IDCW	11.8314
Direct Growth Plan	11.8423
Direct Plan - IDCW	11.8421
Monthly AAUM (28-February-2026) (in Rs Crs.)	369.95
Latest AUM (28-February-2026) (in Rs Crs.)	369.75



## KEY FEATURES & PORTFOLIO ATTRIBUTES

Offers exposure to stocks in momentum across Large, Mid and Small Cap. Dynamically adjusting across market caps to capture trending stock opportunities.

Model scores all stocks in the universe monthly, tilting the portfolio toward those exhibiting high momentum to stay aligned with evolving market conditions

Removing under-performing stocks from the momentum selection process, we improve portfolio quality and mitigate downside risk.

Typically used for shorter time frames, aiming to capitalize on ongoing momentum.

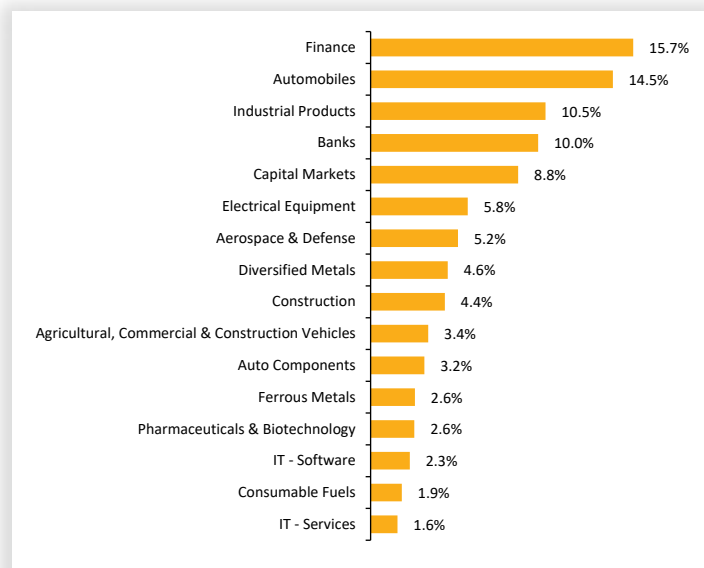


## PORTFOLIO ACTIONS IN LAST 1 MONTH

<b>Companies Added:</b>	Coal India Ltd, Fractal Analytics Ltd, GE T&D India Ltd, Jindal Steel & Power Ltd, Larsen & Toubro Ltd, Motherson Sumi Systems Ltd, Torrent Pharmaceuticals Ltd, Waaree Energies Ltd.
<b>Companies Exited:</b>	IDFC First Bank Ltd, L & T Finance Holdings Ltd, National Aluminium Co. Ltd, Ola Electric Mobility Ltd, One 97 Communications Ltd, PhysicsWallah Ltd.

## PORTFOLIO & SECTORAL ALLOCATION (Equity)

Top 10 Holdings	(%) of Holding
State Bank of India	6.1
Bharat Electronics Ltd.	5.2
Shriram Finance Ltd.	4.8
Jain Resource Recycling Ltd.	4.6
KEI Industries Ltd.	4.4
Larsen & Toubro Ltd.	4.4
TVS Motor Company Ltd.	3.9
Piramal Finance Ltd.	3.9
IndusInd Bank Ltd.	3.9
Mahindra & Mahindra Ltd.	3.8



Industry classification as recommended by AMFI

## Performance of all scheme - Regular Plan

Date	Period	NAV per Unit (₹)	Scheme Returns (%) <sup>^</sup>	Benchmark Returns (%) <sup>#</sup>	Additional Benchmark Returns <sup>##</sup> (%)	Value of investment of ₹ 10,000@		
						Scheme (₹)	Benchmark <sup>#</sup> (₹)	Additional Benchmark <sup>##</sup> (₹)
Aug 29, 2025	Last 6 Months	11.0405	14.36	6.84	6.75	10,716	10,341	10,336
Mar 17, 2025	Since Inception	10.0000	19.26	16.05	13.78	11,831	11,526	11,310

<sup>^</sup>Past performance may or may not be sustained in future and is not a guarantee of any future returns. Returns less than one year are simple annualized.

**Scheme Benchmark #:** Nifty 500 TRI

**Additional Benchmark ##:** Nifty 50 TRI

## MARKET CAPITALIZATION

Market Cap	Weightage (%)
Large Cap	46.8
Mid Cap	33.1
Small Cap	17.4
Cash	2.7

Source: Market Categorization as recommended by AMFI

## Fund and Co-Fund Manager

For Equity Component

**Mr. Ajay Khandelwal**

Managing this fund since 17-March-2025

He has a rich experience of more than 18+ years

**Mr. Varun Sharma**

Managing this fund since 17-March-2025

He has a rich experience of more than 15+ years

**Mr. Vishal Ashar**

Managing this fund since 17-March-2025

He has overall 18+ years of experience

## Risk Ratios

3 Year Data	Strategy
Portfolio Turnover Ratio	3.0

**Mr. Bhalchandra Shinde**

Managing this fund since 01-August-2025

He has overall 13+ years of experience

For Debt Component

**Mr. Rakesh Shetty**

Managing this fund since 17-March-2025

He has a rich experience of more than 14+ years

## Performance of all schemes - Regular Plan

### Other Scheme Managed by Fund Manager (Data as on 27<sup>th</sup> February, 2026)

Name of Fund Manager: Bhalchandra Shinde

	1 Year		3 Years		5 Years		Since Inception	
	Scheme Return (%)	Benchmark Return (%)	Scheme Return (%)	Benchmark Return (%)	Scheme Return (%)	Benchmark Return (%)	Scheme Return (%)	Benchmark Return (%)
Motilal Oswal Manufacturing Fund	22.2	31.1	-	-	-	-	5.2	5.9
Motilal Oswal Small Cap Fund	15.6	15.4	-	-	-	-	14.6	7.2

Note: Bhalchandra Shinde manages 7 schemes of Motilal Oswal Mutual Fund.

Source/Disclaimer : MOAMC . Past performance may or may not be sustained in the future. Performance is for Regular Plan Growth Option. Different plans have different expense structure. In case the number of schemes managed by a fund manager is more than six, performance data of top 3 and bottom 3 schemes managed by fund manager has been provided herein. Period for which scheme's performance has been provided is computed basis last day of the month-end preceding the date of advertisement. Different plans shall have a different expense structure. The performance details provided herein are of Regular plan.

### Other Scheme Managed by Fund Manager (Data as on 27<sup>th</sup> February, 2026)

Name of Fund Manager: Varun Sharma

	1 Year		3 Years		5 Years		Since Inception	
	Scheme Return (%)	Benchmark Return (%)	Scheme Return (%)	Benchmark Return (%)	Scheme Return (%)	Benchmark Return (%)	Scheme Return (%)	Benchmark Return (%)
<b>Top 3</b>								
Motilal Oswal Focused Fund	21.3	17.7	10.9	18.0	7.9	14.9	12.1	14.6
Motilal Oswal Innovation Opportunities Fund	17.7	17.7	-	-	-	-	17.1	13.1
Motilal Oswal Flexi Cap Fund	6.8	17.7	21.0	18.0	12.6	14.9	15.7	14.5
<b>Bottom 3</b>								
Motilal Oswal Business Cycle Fund	2.1	17.7	-	-	-	-	6.3	-0.4
Motilal Oswal Midcap Fund	0.4	23.9	20.9	24.9	22.4	20.7	20.0	20.9
Motilal Oswal Digital India Fund	-3.5	-7.1	-	-	-	-	-13.2	-10.9

Note: Varun Sharma manages 9 schemes of Motilal Oswal Mutual Fund.

Source/Disclaimer : MOAMC . Past performance may or may not be sustained in the future. Performance is for Regular Plan Growth Option. Different plans have different expense structure. In case the number of schemes managed by a fund manager is more than six, performance data of top 3 and bottom 3 schemes managed by fund manager has been provided herein. Period for which scheme's performance has been provided is computed basis last day of the month-end preceding the date of advertisement. Different plans shall have a different expense structure. The performance details provided herein are of Regular plan.

## Other Scheme Managed by Fund Manager (Data as on 27<sup>th</sup> February, 2026)

Name of Fund Manager: Ajay Khandelwal

	1 Year		3 Years		5 Years		Since Inception	
	Scheme Return (%)	Benchmark Return (%)	Scheme Return (%)	Benchmark Return (%)	Scheme Return (%)	Benchmark Return (%)	Scheme Return (%)	Benchmark Return (%)
<b>Top 3</b>								
Motilal Oswal Large and Midcap Fund	22.5	20.2	24.2	20.6	19.8	17.1	20.2	19.2
Motilal Oswal Manufacturing Fund	22.2	31.1	-	-	-	-	5.2	5.9
Motilal Oswal Quant Fund	18.3	17.8	-	-	-	-	-1.7	6.4
<b>Bottom 3</b>								
Motilal Oswal Large Cap Fund	12.8	16.5	-	-	-	-	16.4	8.7
Motilal Oswal Flexi Cap Fund	6.8	17.7	21.0	18.0	12.6	14.9	15.7	14.5
Motilal Oswal Midcap Fund	0.4	23.9	20.9	24.9	22.4	20.7	20.0	20.9

Note: Ajay Khandelwal manages 13 schemes of Motilal Oswal Mutual Fund.

Source/Disclaimer : MOAMC . Past performance may or may not be sustained in the future. Performance is for Regular Plan Growth Option. Different plans have different expense structure. In case the number of schemes managed by a fund manager is more than six, performance data of top 3 and bottom 3 schemes managed by fund manager has been provided herein. Period for which scheme's performance has been provided is computed basis last day of the month-end preceding the date of advertisement. Different plans shall have a different expense structure. The performance details provided herein are of Regular plan.

## Other Scheme Managed by Fund Manager (Data as on 27<sup>th</sup> February, 2026)

Name of Fund Manager: Vishal Asher

	1 Year		3 Years		5 Years		Since Inception	
	Scheme Return (%)	Benchmark Return (%)	Scheme Return (%)	Benchmark Return (%)	Scheme Return (%)	Benchmark Return (%)	Scheme Return (%)	Benchmark Return (%)
Motilal Oswal Arbitrage Fund	6.6	7.5	-	-	-	-	6.5	7.7

Note: Vishal Asher manages 2 schemes of Motilal Oswal Mutual Fund.

Source/Disclaimer : MOAMC . Past performance may or may not be sustained in the future. Performance is for Regular Plan Growth Option. Different plans have different expense structure. In case the number of schemes managed by a fund manager is more than six, performance data of top 3 and bottom 3 schemes managed by fund manager has been provided herein. Period for which scheme's performance has been provided is computed basis last day of the month-end preceding the date of advertisement. Different plans shall have a different expense structure. The performance details provided herein are of Regular plan.

## Other Schemes Managed by Fund Manager (Data as on 27<sup>th</sup> February, 2026)

Name of Fund Manager: Rakesh Shetty

	1 Year		3 Years		5 Years		Since Inception	
	Scheme Return (%)	Benchmark Return (%)	Scheme Return (%)	Benchmark Return (%)	Scheme Return (%)	Benchmark Return (%)	Scheme Return (%)	Benchmark Return (%)
<b>Top 3</b>								
Motilal Oswal Gold and Silver ETFs Fund of Funds	108.1	115.5	45.1	48.7	-	-	42.6	46.0
Motilal Oswal Nifty India Defence ETF	58.8	59.5	-	-	-	-	9.9	10.5
Motilal Oswal Nifty India Defence Index Fund	57.8	59.5	-	-	-	-	3.2	3.2
<b>Bottom 3</b>								
Motilal Oswal Nifty Realty ETF	-2.2	-1.8	-	-	-	-	-3.5	-2.8
Motilal Oswal Digital India Fund	-3.5	-7.1	-	-	-	-	-13.2	-10.9
Motilal Oswal Nifty MidSmall IT and Telecom Index Fund	-3.6	-2.5	-	-	-	-	-14.6	-13.5

Note: Rakesh Shetty manages 81 schemes of Motilal Oswal Mutual Fund.

Source/Disclaimer : MOAMC . Past performance may or may not be sustained in the future. Performance is for Regular Plan Growth Option. Different plans have different expense structure. In case the number of schemes managed by a fund manager is more than six, performance data of top 3 and bottom 3 schemes managed by fund manager has been provided herein. Period for which scheme's performance has been provided is computed basis last day of the month-end preceding the date of advertisement. Different plans shall have a different expense structure. The performance details provided herein are of Regular plan.

## Performance of all schemes - Direct Plan

Date	Period	NAV per Unit (₹)	Scheme Returns (%)^	Benchmark Returns (%)#	Additional Benchmark Returns ##(%)	Value of investment of ₹ 10,000@		
						Scheme (₹)	Benchmark # (₹)	Additional Benchmark (₹) ##
Aug 29, 2025	Last 6 Months	11.0455	14.47	6.84	6.75	10,721	10,341	10,336
Mar 17, 2025	Since Inception	10.0000	19.38	16.05	13.78	11,842	11,526	11,310

^Past performance may or may not be sustained in future and is not a guarantee of any future returns. Returns less than one year are simple annualized.

Scheme Benchmark #: Nifty 500 TRI

Additional Benchmark ##: Nifty 50 TRI

### Other Scheme Managed by Fund Manager (Data as on 27<sup>th</sup> February, 2026)

Name of Fund Manager: Bhalchandra Shinde

	1 Year		3 Years		5 Years		Since Inception	
	Scheme Return (%)	Benchmark Return (%)	Scheme Return (%)	Benchmark Return (%)	Scheme Return (%)	Benchmark Return (%)	Scheme Return (%)	Benchmark Return (%)
Motilal Oswal Manufacturing Fund	24.0	31.1	-	-	-	-	6.8	5.9
Motilal Oswal Small Cap Fund	17.1	15.4	-	-	-	-	16.1	7.2

Note: Bhalchandra Shinde manages 7 schemes of Motilal Oswal Mutual Fund.

Source/Disclaimer : MOAMC . Past performance may or may not be sustained in the future. Performance is for Direct Plan Growth Option. Different plans have different expense structure. In case the number of schemes managed by a fund manager is more than six, performance data of top 3 and bottom 3 schemes managed by fund manager has been provided herein. Period for which scheme's performance has been provided is computed basis last day of the month-end preceding the date of advertisement. Different plans shall have a different expense structure. The performance details provided herein are of Regular plan.

### Other Schemes Managed by Fund Manager (Data as on 27<sup>th</sup> February, 2026)

Name of Fund Manager: Ajay Khandelwal

	1 Year		3 Years		5 Years		Since Inception	
	Scheme Return (%)	Benchmark Return (%)	Scheme Return (%)	Benchmark Return (%)	Scheme Return (%)	Benchmark Return (%)	Scheme Return (%)	Benchmark Return (%)
<b>Top 3</b>								
Motilal Oswal Manufacturing Fund	24.0	31.1	-	-	-	-	6.8	5.9
Motilal Oswal Large and Midcap Fund	23.8	20.2	25.7	20.6	21.4	17.1	22.0	19.2
Motilal Oswal ELSS Tax Saver Fund	18.5	17.7	23.4	18.0	18.6	14.9	16.7	12.5
<b>Bottom 3</b>								
Motilal Oswal Large Cap Fund	14.1	16.5	-	-	-	-	17.9	8.7
Motilal Oswal Flexi Cap Fund	7.7	17.7	22.0	18.0	13.6	14.9	16.8	14.5
Motilal Oswal Midcap Fund	1.3	23.9	22.1	24.9	23.8	20.7	21.4	20.9

Note: Ajay Khandelwal manages 13 schemes of Motilal Oswal Mutual Fund.

Source/Disclaimer : MOAMC . Past performance may or may not be sustained in the future. Performance is for Direct Plan Growth Option. Different plans have different expense structure. In case the number of schemes managed by a fund manager is more than six, performance data of top 3 and bottom 3 schemes managed by fund manager has been provided herein. Period for which scheme's performance has been provided is computed basis last day of the month-end preceding the date of advertisement. Different plans shall have a different expense structure. The performance details provided herein are of Regular plan.

## Other Scheme Managed by Fund Manager (Data as on 27<sup>th</sup> February, 2026)

Name of Fund Manager: Varun Sharma

	1 Year		3 Years		5 Years		Since Inception	
	Scheme Return (%)	Benchmark Return (%)	Scheme Return (%)	Benchmark Return (%)	Scheme Return (%)	Benchmark Return (%)	Scheme Return (%)	Benchmark Return (%)
<b>Top 3</b>								
Motilal Oswal Focused Fund	22.7	17.7	12.2	18.0	9.2	14.9	13.5	14.6
Motilal Oswal Innovation Opportunities Fund	19.4	17.7	-	-	-	-	18.7	13.1
Motilal Oswal Flexi Cap Fund	7.7	17.7	22.0	18.0	13.6	14.9	16.8	14.5
<b>Bottom 3</b>								
Motilal Oswal Business Cycle Fund	3.5	17.7	-	-	-	-	7.9	-0.4
Motilal Oswal Midcap Fund	1.3	23.9	22.1	24.9	23.8	20.7	21.4	20.9
Motilal Oswal Digital India Fund	-2.1	-7.1	-	-	-	-	-11.9	-10.9

Note: Varun Sharma manages 9 schemes of Motilal Oswal Mutual Fund.

Source/Disclaimer : MOAMC . Past performance may or may not be sustained in the future. Performance is for Direct Plan Growth Option. Different plans have different expense structure. In case the number of schemes managed by a fund manager is more than six, performance data of top 3 and bottom 3 schemes managed by fund manager has been provided herein. Period for which scheme's performance has been provided is computed basis last day of the month-end preceding the date of advertisement. Different plans shall have a different expense structure. The performance details provided herein are of Regular plan.

## Other Schemes Managed by Fund Manager (Data as on 27<sup>th</sup> February, 2026)

Name of Fund Manager: Rakesh Shetty

	1 Year		3 Years		5 Years		Since Inception	
	Scheme Return (%)	Benchmark Return (%)	Scheme Return (%)	Benchmark Return (%)	Scheme Return (%)	Benchmark Return (%)	Scheme Return (%)	Benchmark Return (%)
<b>Top 3</b>								
Motilal Oswal Gold and Silver ETFs Fund of Funds	108.8	115.5	45.6	48.7	-	-	43.1	46.0
Motilal Oswal Nifty India Defence Index Fund	58.9	59.5	-	-	-	-	3.9	3.2
Motilal Oswal Nifty India Defence ETF	58.8	59.5	-	-	-	-	9.9	10.5
<b>Bottom 3</b>								
Motilal Oswal Digital India Fund	-2.1	-7.1	-	-	-	-	-11.9	-10.9
Motilal Oswal Nifty Realty ETF	-2.2	-1.8	-	-	-	-	-3.5	-2.8
Motilal Oswal Nifty MidSmall IT and Telecom Index Fund	-3.2	-2.5	-	-	-	-	-14.2	-13.5

Note: Rakesh Shetty manages 81 schemes of Motilal Oswal Mutual Fund.

Source/Disclaimer : MOAMC . Past performance may or may not be sustained in the future. Performance is for Direct Plan Growth Option. Different plans have different expense structure. In case the number of schemes managed by a fund manager is more than six, performance data of top 3 and bottom 3 schemes managed by fund manager has been provided herein. Period for which scheme's performance has been provided is computed basis last day of the month-end preceding the date of advertisement. Different plans shall have a different expense structure. The performance details provided herein are of Regular plan.



## Other Scheme Managed by Fund Manager (Data as on 27<sup>th</sup> February, 2026)

Name of Fund Manager: Vishal Asher



	1 Year		3 Years		5 Years		Since Inception	
	Scheme Return (%)	Benchmark Return (%)	Scheme Return (%)	Benchmark Return (%)	Scheme Return (%)	Benchmark Return (%)	Scheme Return (%)	Benchmark Return (%)
Motilal Oswal Arbitrage Fund	7.5	7.5	-	-	-	-	7.5	7.7

Note: Vishal Asher manages 2 schemes of Motilal Oswal Mutual Fund.



Source/Disclaimer : MOAMC . Past performance may or may not be sustained in the future. Performance is for Direct Plan Growth Option. Different plans have different expense structure. In case the number of schemes managed by a fund manager is more than six, performance data of top 3 and bottom 3 schemes managed by fund manager has been provided herein. Period for which scheme's performance has been provided is computed basis last day of the month-end preceding the date of advertisement. Different plans shall have a different expense structure. The performance details provided herein are of Regular plan.

Name of the scheme	Scheme Riskometer	Benchmark Riskometer Nifty 500 TRI
Motilal Oswal Active Momentum Fund (An open-ended equity scheme following momentum factor theme)		
<b>This product is suitable for investors who are seeking*</b>		
<ul style="list-style-type: none"> <li>Capital appreciation over long term</li> <li>Investing predominantly in equity or equity related instrument that exhibit momentum characteristics.</li> </ul>	The risk of the scheme is Very High	The risk of the Benchmark is Very High



\*Investors should consult their financial advisers if in doubt about whether the product is suitable for them.

Name of the scheme	Scheme Riskometer	Benchmark Riskometer Nifty 500 TRI
Motilal Oswal Business Cycle Fund (An open-ended equity scheme following business cycles based investing theme)		
<b>This product is suitable for investors who are seeking*</b>		
<ul style="list-style-type: none"> <li>Capital appreciation over long term</li> <li>Investing predominantly in equities and equity related instruments selected on the basis of business cycle</li> </ul>	The risk of the scheme is Very High	The risk of the Benchmark is Very High



\*Investors should consult their financial advisers if in doubt about whether the product is suitable for them.

Name of the scheme	Scheme Riskometer	Benchmark Riskometer Nifty 500 TRI
Motilal Oswal Innovation Opportunities Fund (An open-ended equity scheme following innovation theme)		
<b>This product is suitable for investors who are seeking*</b>		
<ul style="list-style-type: none"> <li>Capital appreciation over long term</li> <li>Investing predominantly in equity or equity related investments of companies that will benefit from the adoption of innovative strategies or following the innovation theme.</li> </ul>	The risk of the scheme is Very High	The risk of the Benchmark is Very High



\*Investors should consult their financial advisers if in doubt about whether the product is suitable for them.

Name of the scheme	Scheme Riskometer	Benchmark Riskometer NIFTY 100 TRI
Motilal Oswal Large Cap Fund (An open-ended equity scheme predominantly investing in large cap stocks)		
<b>This product is suitable for investors who are seeking*</b>		
<ul style="list-style-type: none"> <li>Long term capital growth</li> <li>Investments in equity and equity related instruments of large cap stocks</li> </ul>	The risk of the scheme is Very High	The risk of the Benchmark is Very High



\*Investors should consult their financial advisers if in doubt about whether the product is suitable for them.

Name of the scheme	Scheme Riskometer	Benchmark Riskometer Nifty Smallcap 250 TRI
Motilal Oswal Small Cap Fund (An open ended equity scheme predominantly investing in small cap stocks)		
<b>This product is suitable for investors who are seeking*</b>		
<ul style="list-style-type: none"> <li>Long term capital growth.</li> <li>Investing predominantly in equities and equity related instruments of small cap companies</li> </ul>	The risk of the scheme is Very High	The risk of the Benchmark is Very High



\*Investors should consult their financial advisers if in doubt about whether the product is suitable for them.

Name of the scheme	Scheme Riskometer	Benchmark Riskometer BSE Teck TRI
Motilal Oswal Digital India Fund (An open-ended equity scheme investing in Digital space, focusing on Technology, Telecom, Media, Entertainment and other related ancillary sectors)		
<b>This product is suitable for investors who are seeking*</b>	The risk of the scheme is Very High	The risk of the Benchmark is Very High
<ul style="list-style-type: none"> <li>Capital appreciation over long term</li> <li>Investing predominantly in equities and equity related instruments of digital and technology related companies</li> </ul>		



\*Investors should consult their financial advisers if in doubt about whether the product is suitable for them.

Name of the scheme	Scheme Riskometer	Benchmark Riskometer Nifty Midcap 150 TRI
Motilal Oswal Midcap Fund (An open ended equity scheme predominantly investing in mid cap stocks)		
<b>This product is suitable for investors who are seeking*</b>	The risk of the scheme is Very High	The risk of the Benchmark is Very High
<ul style="list-style-type: none"> <li>Long-term capital growth</li> <li>Investment in equity and equity related instruments in quality mid-cap companies having long-term competitive advantages and potential for growth</li> </ul>		



\*Investors should consult their financial advisers if in doubt about whether the product is suitable for them.

Name of the scheme	Scheme Riskometer	Benchmark Riskometer Nifty 500 TRI
Motilal Oswal Flexi Cap Fund - (An open ended dynamic equity scheme investing across large cap, mid cap, small cap stocks)		
<b>This product is suitable for investors who are seeking*</b>	The risk of the scheme is Very High	The risk of the Benchmark is Very High
<ul style="list-style-type: none"> <li>Long-term capital growth</li> <li>Investment in equity and equity related instruments across sectors and market-capitalization levels</li> </ul>		



\*Investors should consult their financial advisers if in doubt about whether the product is suitable for them.

Name of the scheme	Scheme Riskometer	Benchmark Riskometer Nifty 500 TRI
Motilal Oswal Focused Fund (An open ended equity scheme investing in maximum 30 stocks with focus in multi cap space.)		
<b>This product is suitable for investors who are seeking*</b>	The risk of the scheme is Very High	The risk of the Benchmark is Very High
<ul style="list-style-type: none"> <li>Return by investing upto 30 companies with long term sustainable competitive advantage and growth potential</li> <li>Investment in Equity and equity related instruments subject to overall limit of 30 companies</li> </ul>		



\*Investors should consult their financial advisers if in doubt about whether the product is suitable for them.

Name of the scheme	Scheme Riskometer	Benchmark Riskometer Nifty Realty TRI
Motilal Oswal Nifty Realty ETF (An open-ended scheme replicating/tracking the Nifty Realty TR Index)		
<b>This product is suitable for investors who are seeking*</b>	The risk of the scheme is Very High	The risk of the Benchmark is Very High
<ul style="list-style-type: none"> <li>Return that corresponds to the performance of Nifty Realty TR Index subject to tracking error.</li> <li>Long term capital growth</li> </ul>		



\*Investors should consult their financial advisers if in doubt about whether the product is suitable for them.

Name of the scheme	Scheme Riskometer	Benchmark Riskometer Nifty Large Midcap 250 TRI
Motilal Oswal Large and Midcap Fund (An open ended equity scheme investing in both large cap and mid cap stocks)		
<b>This product is suitable for investors who are seeking*</b>		
<ul style="list-style-type: none"> <li>• Long term capital appreciation</li> <li>• Investment predominantly in equity and equity related instruments of large and midcap stocks</li> </ul>	The risk of the scheme is Very High	The risk of the Benchmark is Very High



\*Investors should consult their financial advisers if in doubt about whether the product is suitable for them.

Name of the scheme	Scheme Riskometer	Benchmark riskometer Nifty 50 Arbitrage TRI
Motilal Oswal Arbitrage Fund (An open-ended equity scheme investing in arbitrage opportunities)		
<b>This product is suitable for investors who are seeking*</b>		
<ul style="list-style-type: none"> <li>• Capital appreciation over long term</li> <li>• Investing predominantly in arbitrage opportunities between cash and derivative market and arbitrage opportunities within derivative segment</li> </ul>	The risk of the scheme is Low	The risk of the Benchmark is Low



\*Investors should consult their financial advisers if in doubt about whether the product is suitable for them.

Name of the scheme	Scheme Riskometer	Benchmark Riskometer Nifty 200 Index TR
Motilal Oswal Quant Fund (An open-ended equity scheme investing based on a quant investment framework)		
<b>This product is suitable for investors who are seeking*</b>		
<ul style="list-style-type: none"> <li>• To generate medium to long-term capital appreciation</li> <li>• Investments in equity and equity related instruments selected based on a proprietary quantitative investment framework</li> </ul>	The risk of the scheme is Very High	The risk of the Benchmark is Very High



\*Investors should consult their financial advisers if in doubt about whether the product is suitable for them.

Name of the scheme	Scheme Riskometer	Benchmark Riskometer Nifty India Defence Total Return Index
Motilal Oswal Nifty India Defence ETF (An open-ended fund replicating/tracking the Nifty India Defence Total Return Index)		
<b>This product is suitable for investors who are seeking*</b>		
<ul style="list-style-type: none"> <li>• Return that corresponds to the returns of the Nifty India Defence Total Return Index, subject to tracking error</li> <li>• Long term capital growth</li> </ul>	The risk of the scheme is Very High	The risk of the Benchmark is Very High



\*Investors should consult their financial advisers if in doubt about whether the product is suitable for them.

Name of the scheme	Scheme Riskometer	Benchmark Riskometer Domestic price of gold and silver
Motilal Oswal Gold and Silver ETFs Fund of Funds (An open ended fund of funds scheme investing in units of gold and silver exchange traded funds)	 <p>The risk of the scheme is Very High</p>	 <p>The risk of the Benchmark is Very High</p>
<b>This product is suitable for investors who are seeking*</b> <ul style="list-style-type: none"> <li>• Long term capital appreciation.</li> <li>• Return that corresponds to the performance of the underlying Schemes of Gold ETF and Silver ETF</li> </ul>		



\*Investors should consult their financial advisers if in doubt about whether the product is suitable for them.

Name of the scheme	Scheme Riskometer	Benchmark Riskometer Nifty India Defence Index TRI
Motilal Oswal Nifty India Defence Index Fund (An open-ended fund replicating/tracking the Nifty India Defence Total Return Index)	 <p>The risk of the scheme is Very High</p>	 <p>The risk of the Benchmark is Very High</p>
<b>This product is suitable for investors who are seeking*</b> <ul style="list-style-type: none"> <li>• Return that corresponds to the returns of the Nifty India Defence Total Return Index, subject to tracking error</li> <li>• Long term capital growth</li> </ul>		



\*Investors should consult their financial advisers if in doubt about whether the product is suitable for them.

Name of the scheme	Scheme Riskometer	Benchmark Riskometer Nifty MidSmall IT and Telecom Total Return Index
Motilal Oswal Nifty MidSmall IT and Telecom Index Fund (An open ended fund replicating / tracking the Nifty MidSmall IT and Telecom Total Return Index)	 <p>The risk of the scheme is Very High</p>	 <p>The risk of the Benchmark is Very High</p>
<b>This product is suitable for investors who are seeking*</b> <ul style="list-style-type: none"> <li>• Return that corresponds to the total returns of the Nifty MidSmall IT and Telecom Total Return Index, subject to tracking error</li> <li>• Long term capital growth</li> </ul>		

\*Investors should consult their financial advisers if in doubt about whether the product is suitable for them.

Name of the scheme	Scheme Riskometer	Benchmark Riskometer Nifty India Manufacturing Total Return Index
Motilal Oswal Manufacturing Fund (An open-ended equity scheme following manufacturing theme)	 <p>The risk of the scheme is Very High</p>	 <p>The risk of the Benchmark is Very High</p>
<b>This product is suitable for investors who are seeking*</b> <ul style="list-style-type: none"> <li>• Capital appreciation over long term</li> <li>• Investments in equity and equity related instruments of Companies engaged in the Manufacturing theme</li> </ul>		

\*Investors should consult their financial advisers if in doubt about whether the product is suitable for them.

Name of the scheme	Scheme Riskometer	Benchmark Riskometer Nifty 500 TRI
Motilal Oswal ELSS Tax Saver Fund (An open ended equity linked saving scheme with a statutory lock in of 3 years and tax benefit)	 <p data-bbox="791 479 1074 501">The risk of the scheme is Very High</p>	 <p data-bbox="1126 479 1409 501">The risk of the Benchmark is Very High</p>
<p data-bbox="164 353 738 383"><b>This product is suitable for investors who are seeking*</b></p> <ul data-bbox="164 398 738 495" style="list-style-type: none"> <li data-bbox="164 398 403 427">• Long-term capital growth</li> <li data-bbox="164 443 738 495">• Investment predominantly in equity and equity related instruments</li> </ul>		

\*Investors should consult their financial advisers if in doubt about whether the product is suitable for them.

Source: Internal Analysis; The stocks mentioned herein are for general and comparison purpose only and not a complete disclosure of every material fact. The performance of the above stocks may or may not be sustained in future. It should not be construed as investment advice to any party. The stock prices are adjusted for corporate action.

**Disclaimers and Risk Factors:** The performance of schemes of Motilal Oswal Mutual Fund is Benchmarked to the Total Return variant of respective Index chosen as Benchmark as against Price Return variant of respective Benchmark Index. In case, the start/end date of the concerned period is non business date (NBD), the NAV of the previous date is considered for computation of returns. The NAV per unit shown in the table is as on the start date of the said period. Past performance may or may not be sustained in the future. Performance is for Regular & Direct Plan Growth Option. Different plans have different expense structure. Mr. Varun Sharma has been appointed as the Fund Manager for equity component with effect from 17-March-2025, Mr. Vishal Ashar has been appointed as the Fund Manager for equity component with effect from 17-March-2025, Mr. Ajay Khandelwal has been appointed as the Fund Manager for equity component with effect from 17-March-2025, Mr. Bhalchandra has been appointed as the Fund Manager for equity component with effect from 01-August-2025, Mr. Rakesh Shetty has been appointed for debt component with effect from 17-March-2025. Kindly refer to the website [www.motilaloswalmf.com](http://www.motilaloswalmf.com) to see the performance of the funds managed by the same Fund Manager

Mutual Fund Investments are subject to market risks, read all scheme related documents carefully