

– Invest in Quality



Introducing Motilal Oswal S&P BSE Quality ETF

THINK EQUITY
THINK MOTILAL OSWAL



Name of the scheme	Scheme Riskometer	S&P BSE Quality Total Return Index
Motilal Oswal S&P BSE Quality ETF (An open ended fund replicating / tracking the S&P BSE Quality Total Return Index) BSE Scrip Code and NSE Symbol:(BSE: 543577, NSE: MOQUALITY)		
This product is suitable for investors who are seeking* <ul style="list-style-type: none">Return that corresponds generally to the total returns of the S&P BSE Quality Index subject to tracking error.Long term capital growth.	Investors understand that their principal will be at Very High risk	

*Investors should consult their financial advisers if in doubt about whether the product is suitable for them.

Mutual Fund investments are subject to market risks, read all scheme related documents carefully.

Motilal Oswal S&P BSE Quality ETF

About S&P BSE Quality Total Return Index

The S&P BSE Quality Index is designed to track the performance of high quality stocks in the S&P BSE LargeMidCap as determined by their quality score. This score is calculated based on return on equity, accruals ratio and financial leverage ratio.

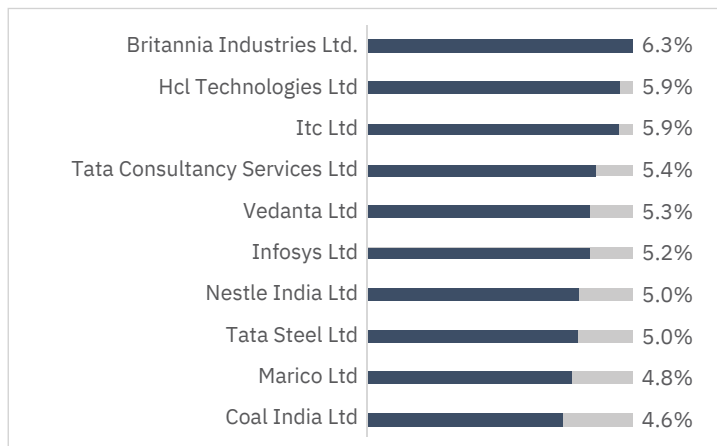
Key Attributes of S&P BSE Quality Index



Index Performance (Annualised)

Period	Returns	Volatility
1 Year	9.5%	14.1%
3 Year	20.3%	18.6%
5 Year	11.0%	16.5%
7 Year	16.0%	15.2%
10 Year	16.4%	14.9%
15 Year	16.0%	16.9%

Index: Top 10 Stocks



Source: www.niftyindices.com; Performance Data as of close of 29-Feb-2008 to 28-Feb-2023. All performance data in INR. Hypothetical performance results may have inherent limitations and no representation is being made that any investor will, or is likely to achieve the performance similar to that shown. Past performance may or may not be sustained in future. Composition Source/Disclaimer: NSE; Data as of 28-Feb-2023; the stocks mentioned above are used to explain the concept. The stocks may or may not be part of our portfolio/strategy/schemes. The above table/graph is used to explain the concept and is for illustration purpose only. It should not be used for development or implementation of any investment strategy.

Top 5 Sectors











Source: NSE; Data as of 28-Feb-2023; Sectors - Macro Economic Sectors as per AMFI Industry Classification; the stocks/sectors mentioned above are used to explain the concept and is for illustration purpose only. It should not be used for development or implementation of any investment strategy. It should not be construed as an investment advice to any party. The stocks/sectors may or may not be part of our portfolio/strategy/schemes. Past performance may or may not be sustained in future.

Index SIP Returns (SIP Amount of ₹ 10,000/- per month)

Description	1 Year	3 Years	5 Years	7 Years	10 Years
Returns	4.9%	15.9%	14.3%	13.4%	14.5%
Amount Invested	1,20,000	3,60,000	6,00,000	8,40,000	12,00,000
Market Value	1,23,093	4,55,148	8,58,062	13,51,599	25,61,919

Data as of close of 28-Feb-2023. For SIP returns, monthly investment of INR 10,000/- invested on the first business day of every month has been considered. All performance data in INR. Hypothetical performance results may have inherent limitations and no representation is being made that any investor will, or is likely to achieve the performance similar to that shown. The above is for illustration purpose only. The SIP amount, tenure of SIP, expected rate of return are assumed figures for the purpose of explaining the concept of advantages of SIP investments. The actual result may vary from depicted results depending on the scheme selected. It should not be construed to be indicative of scheme performance in any manner. The above are not scheme SIP returns, but simulation of index SIP returns. Past performance may or may not be sustained in future.

About Motilal Oswal S&P BSE Quality ETF

	Type of Scheme An open ended fund replicating/tracking S&P BSE Quality TRI		Investment Objective The investment objective of the scheme is to provide returns that, before expenses, correspond to the total returns of the securities as represented by S&P BSE Quality TRI, subject to tracking error. However, there is no guarantee or assurance that the investment objective of the scheme will be achieved
	Minimum Application lot size On Exchange- Investors can buy/sell units of the Scheme in round lot of 1 unit and in multiples thereafter Directly with Mutual Fund – Buy/sell units of the Scheme in unit size of 18,000 units and in multiples thereafter.		Exit Load NIL
	Benchmark S&P BSE Quality TR Index		Fund Manager Mr. Swapnil Mayekar & Mr. Rakesh Shetty (for debt component)
	Inception date 22 nd August 2022		Total Expense ratio Regular- 0.29%



Motilal Oswal S&P BSE Quality ETF

	6 Months		Since Inception	
	Simple Annualized (%)	Current Value of Investment of ₹ 10,000	Simple Annualized (%)	Current Value of Investment of ₹ 10,000
Scheme	-1.4	9,932	3.9	10,200
S&P BSE Quality TRI	-0.2	9,990	5.2	10,265
Nifty 50 TRI	-4.7	9,764	-1.6	9,916
NAV (₹) Per Unit (115.8623; as on 28-February-2023)	116.6522		113.5698	

Source/Disclaimer : MOAMC; Data as of 28-Feb-23. The NAV per unit shown in the table is as on the start date of the said period. Past performance may or may not be sustained in the future. Performance is for Regular Plan Growth Option. Different plans have different expense structure. Mr. Swapnil Mayekar is the Fund Manager since inception and he manages 19 schemes of Motilal Oswal Mutual Fund. Mr. Rakesh Shetty is the Fund Manager for Debt component since Nov 22, 22 and he manages 29 schemes of Motilal Oswal Mutual Fund.

Other Schemes Managed by Fund Manager

Name of Fund Manager: Swapnil Mayekar						
	1 Year		3 Year		5 Year	
	Scheme Return (%)	Benchmark Return (%)	Scheme Return (%)	Benchmark Return (%)	Scheme Return (%)	Benchmark Return (%)
Motilal Oswal Nifty Bank Index Fund	11.0	12.1	10.5	11.8	-	-
Motilal Oswal Nifty Midcap 100 ETF (Formerly known as Motilal Oswal Midcap 100 ETF)	7.2	7.6	22.0	22.7	9.5	10.0
Motilal Oswal Nifty Midcap 150 Index Fund	7.1	8.3	22.0	23.1	-	-
Motilal Oswal Nifty 200 Momentum 30 Index Fund	-7.7	-6.4	-	-	-	-
Motilal Oswal Nifty Next 50 Index Fund	-7.0	-6.0	11.4	13.0	-	-
Motilal Oswal Nifty 200 Momentum 30 ETF	-6.9	-6.4	-	-	-	-
Note: Swapnil Mayekar manages 19 schemes of Motilal Oswal Mutual Fund.						

Name of Fund Manager: Rakesh Shetty						
	1 Year		3 Year		5 Year	
	Scheme Return (%)	Benchmark Return (%)	Scheme Return (%)	Benchmark Return (%)	Scheme Return (%)	Benchmark Return (%)
Motilal Oswal Midcap Fund#	16.6	8.3	22.3	23.1	14.8	11.8
Motilal Oswal Large and Midcap Fund#	7.3	4.9	16.2	19.6	-	-
Motilal Oswal Liquid Fund	4.8	5.5	3.6	4.3	-	-
Motilal Oswal Nifty 200 Momentum 30 Index Fund#	-7.7	-6.4	-	-	-	-
Motilal Oswal Nifty 200 Momentum 30 ETF#	-6.9	-6.4	-	-	-	-
Motilal Oswal NASDAQ 100 Fund of Fund#	-6.2	-5.8	17.0	19.2	-	-
Note: Rakesh Shetty manages 29 schemes of Motilal Oswal Mutual Fund.						

Source/Disclaimer : MOAMC, Data as of 28-Feb-23.#Only the Debt component is managed by Rakesh Shetty. Past performance may or may not be sustained in the future. Performance is for Regular Plan Growth Option. Different plans have different expense structure. In case the number of schemes managed by a fund manager is more than six, performance data of top 3 and bottom 3 schemes managed by fund manager has been provided herein. Period for which scheme's performance has been provided is computed basis last day of the month-end preceding the date of advertisement.

