

June 2022 (Data as on 31st May 2022. Inception date - 14th September 2018)



INVESTMENT APPROACH

Scheme Name: Motilal Oswal Equity Hybrid Fund

Investment Objective:

The investment objective is to generate equity linked returns by investing in a combined portfolio of equity and equity related instruments, debt, money market instruments and units issued by Real Estate Investment Trust (REITs) and Infrastructure Investment Trust (InvITs). However, there can be no assurance or guarantee that the investment objective of the Scheme would be achieved.

Benchmark: CRISIL Hybrid 35 + 65 - Aggressive Index

Scheme Details:

NAV Regular Plan Growth Option (Rs.)	14.4202
NAV Direct Plan Growth Option (Rs.)	15.3073
Monthly AAUM (in Rs Crs.)	378.91
Latest AUM (31-May-2022) (in Rs Crs.)	387.56



KEY FEATURES & PORTFOLIO ATTRIBUTES

Fixed allocation Fund with 65-75% in equity and balance in debt

Has delivered CAGR of 10.4% since its inception

Equity portfolio is large cap oriented and debt portfolio is high rated low risk – thus making a low volatility fund

Focused portfolio with equity allocation amongst 30 stocks

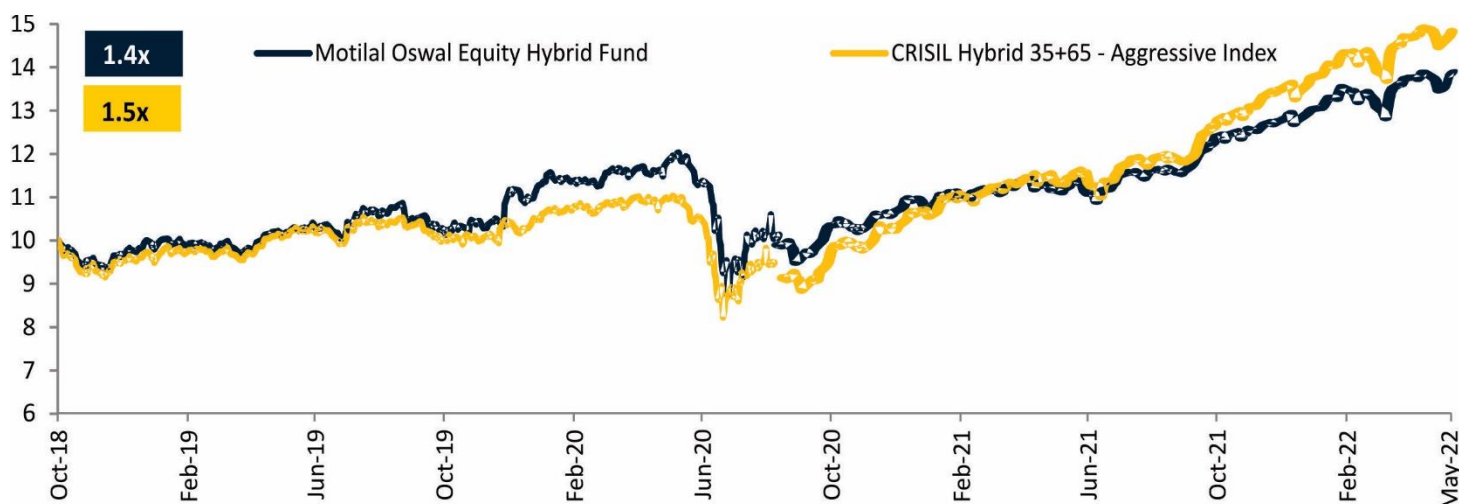


PORTFOLIO ACTIONS IN LAST 3 MONTHS

Companies Added:	Vedant Fashions Ltd, Reliance Industries Ltd, State Bank Of India, Eicher Motors, Britannia Industries Ltd, Minda Industries, SKF India Ltd, Kotak Mahindra Bank Ltd.
Companies Exited:	Kotak Mahindra Bank Ltd, Shree Cement Ltd, Procter & Gamble Health Ltd, Housing Dev. Fin. Corp Ltd, ZF Commercial Vehicle Control Systems India Ltd.



Performance Since Inception

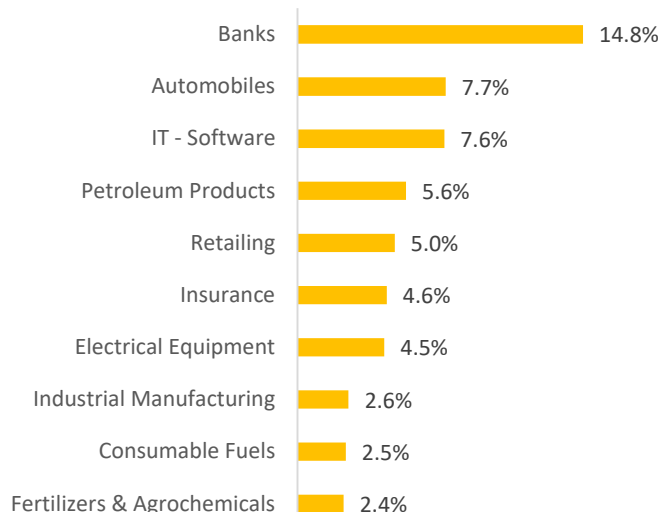


Returns in %	1 Year		3 Year		Since Inception	
	CAGR (%)	Rs. 10,000	CAGR (%)	Rs. 10,000	CAGR (%)	Rs. 10,000
Motilal Oswal Equity Hybrid Fund	1.4	10,139	10.6	13,535	10.4	14,420
CRISIL Hybrid 35+65 - Aggressive Index	5.6	10,563	12.4	14,195	11.2	14,826
Nifty 50 TRI	7.9	10,790	13.0	14,447	11.6	15,049

Source: Internal Analysis. The above is used to explain the concept and is for illustration purpose only and should not be used for development or implementation of an investment strategy. Past performance may or may not be sustained in future.

PORTFOLIO & SECTORAL ALLOCATION

Top 10 Holdings	(%) of Holding
HDFC Bank Ltd	6.3
Reliance Industries Ltd	5.6
ICICI Bank Ltd	5.5
ABB India Ltd	4.5
Infosys Ltd	3.9
Tata Consultancy Services Ltd	3.7
Bajaj Auto Ltd	3.7
HDFC Life Insurance Company Ltd	3.0
Mazagon Dock Shipbuilders Ltd	2.6
Maruti Suzuki India Ltd	2.5



Industry classification as recommended by AMFI

DEBT ALLOCATION

Bonds/NCDs	Weightage %
Kotak Mahindra Prime Ltd	3.9
REC Ltd	3.8
Housing Development Finance Corporation Ltd	2.6
Britannia Industries Ltd	0.01

QUANTITATIVE INDICATORS

Debt Quants	
Average Maturity	0.40 Yrs
YTM	5.77%
Macaulay Duration	0.38 Yrs
Modified Duration	0.36 Yrs

#Risk free returns based on last overnight MIBOR cut-off of 4.27%.
Data as on 31st May, 2022

MARKET CAPITALIZATION

Market Cap	Weightage (%)
Large Cap	72%
Mid Cap	20%
Small Cap	8%

Source: Market Categorization as recommended by AMFI

ASSET ALLOCATION

Asset Class	Weightage %
Equity	71.0
Bonds & NCDs	10.3
Money Market Instrument (CD,CBLO & Treasury Bill)	19.7
Cash & Cash Equivalent	-0.9
Total	100.0

How Buy Right : Sit Tight works

Company	Initial Purchase Date	Initial Purchase Price	Current Price	Absolute Growth	CAGR (%)
ICICI Lombard General Insurance	Sep-18	666	1266	90%	19%

Disclaimer: The Stocks mentioned above are used to explain the concept and is for illustration purpose only and should not be used for development or implementation of any investment strategy. It should not be construed as investment advice to any party. The stocks may or may not be part of our portfolio/strategy/ schemes. Past performance may or may not be sustained in future

Mutual Fund Investments are subject to market risks, read all scheme related documents carefully

THINK EQUITY
THINK MOTILAL OSWAL

MOTILAL OSWAL
Asset Management
MUTUAL FUND

BUY RIGHT
SIT TIGHT

Other Schemes Managed by Fund Manager

Name of Fund Manager: Abhiroop Mukherjee

	1 Year		3 Year		5 Year		Since Inception	
	Scheme Return (%)	Benchmark Return (%)	Scheme Return (%)	Benchmark Return (%)	Scheme Return (%)	Benchmark Return (%)	Scheme Return (%)	Benchmark Return (%)
Top 3								
Motilal Oswal Midcap 30 Fund	27.8	10.3	20.3	19.2	12.0	13.6	19.5	20.4
Motilal Oswal Large and Midcap Fund	6.0	9.0	-	-	-	-	16.5	21.1
Motilal Oswal S&P 500 Index Fund	5.5	7.4	-	-	-	-	19.3	22.0
Bottom 3								
Motilal Oswal Dynamic Fund	-2.1	4.5	5.2	11.2	5.4	10.3	6.7	10.5
Motilal Oswal NASDAQ 100 Fund of Fund	-3.0	-0.3	23.8	25.7	-	-	22.3	23.1
Motilal Oswal Flexi Cap Fund	-4.7	8.1	5.0	14.2	5.3	12.4	15.0	14.1

Note: Abhiroop Mukherjee manages 22 schemes of Motilal Oswal Mutual Fund.

Source/Disclaimer : MOAMC . Past performance may or may not be sustained in the future. Performance is for Regular Plan Growth Option. Different plans have different expense structure. In case the number of schemes managed by a fund manager is more than six, performance data of top 3 and bottom 3 schemes managed by fund manager has been provided herein. Period for which scheme's performance has been provided is computed basis last day of the month-end preceding the date of advertisement. Different plans shall have a different expense structure. The performance details provided herein are of Regular plan.

	6 Months		Since Inception	
	Simple Annualized (%)	Benchmark Return (%)	Simple Annualized (%)	Benchmark Return (%)
Motilal Oswal 5 Year G-sec Fund Of Fund	-3.8	-3.5	-1.2	-1.0

Mr. Abhiroop Mukherjee - Managing this fund since 06-October-2021, Hence scheme has not completed 1 Year.



Other Schemes Managed by Fund Manager

Name of Fund Manager: Siddharth Bothra

	1 Year		3 Year		5 Year		Since Inception	
	Scheme Return (%)	Benchmark Return (%)	Scheme Return (%)	Benchmark Return (%)	Scheme Return (%)	Benchmark Return (%)	Scheme Return (%)	Benchmark Return (%)
Motilal Oswal Focused 25 Fund	-1.3	8.1	11.0	14.2	9.4	12.4	13.2	14.3
Motilal Oswal Flexi Cap Fund	-4.7	8.1	5.0	14.2	5.3	12.4	15.0	14.1

Note: Siddharth Bothra manages 3 schemes of Motilal Oswal Mutual Fund.

Source/Disclaimer : MOAMC . Past performance may or may not be sustained in the future. Performance is for Regular Plan Growth Option. Different plans have different expense structure. In case the number of schemes managed by a fund manager is more than six, performance data of top 3 and bottom 3 schemes managed by fund manager has been provided herein. Period for which scheme's performance has been provided is computed basis last day of the month-end preceding the date of advertisement. Different plans shall have a different expense structure. The performance details provided herein are of Regular plan.

Name of the scheme	Scheme Riskometer	Benchmark Riskometer CRISIL Hybrid 35 + 65 - Aggressive Index
Motilal Oswal Equity Hybrid Fund (An open ended hybrid scheme investing predominantly in equity and equity related instruments)		
This product is suitable for investors who are seeking*		
<ul style="list-style-type: none"> • Long term capital appreciation by generating equity linked returns • Investment predominantly in equity and equity related instruments 	Investors understand that their principal will be at Very High risk	Investors understand that their principal will be at Very High risk

*Investors should consult their financial advisers if in doubt about whether the product is suitable for them.

Source: Internal Analysis; The stocks mentioned herein are for general and comparison purpose only and not a complete disclosure of every material fact. The performance of the above stocks may or may not be sustained in future. It should not be construed as investment advice to any party. The stock prices are adjusted for corporate action.

Disclaimers and Risk Factors: The performance of schemes of Motilal Oswal Mutual Fund is Benchmarked to the Total Return variant of respective Index chosen as Benchmark as against Price Return variant of respective Benchmark Index. In case, the start/end date of the concerned period is non business date (NBD), the NAV of the previous date is considered for computation of returns. The NAV per unit shown in the table is as on the start date of the said period. Past performance may or may not be sustained in the future. Performance is for Regular Plan Growth Option. Different plans have different expense structure. This scheme is currently managed by Mr. Siddharth Bothra for the equity component have been managing this fund since inception, Mr. Abhiroop Mukherjee is the fund manager for debt component since inception. Kindly refer to the website www.motilaloswalmf.com to see the performance of the funds managed by the same Fund Manager

Mutual Fund Investments are subject to market risks, read all scheme related documents carefully

THINK EQUITY
THINK MOTILAL OSWAL



BUY RIGHT
SIT TIGHT