

Motilal Oswal Large & Midcap Fund

(An open ended equity scheme investing in both large cap and mid cap stocks)

May 2024 (Data as on 30th April 2024. Inception date - 17th October 2019)



INVESTMENT APPROACH

Scheme Name: Motilal Oswal Large & Midcap Fund

Investment Objective:

The investment objective of the Scheme is to provide medium to long-term capital appreciation by investing primarily in Large and Midcap stocks. However, there can be no assurance or guarantee that the investment objective of the Scheme would be achieved.

Benchmark: Nifty Large Midcap 250 TRI

Scheme Details:(Data as on 30th April, 2024)

NAV Regular Plan Growth Option (Rs.)	27.0349
NAV Regular Plan IDCW Option (Rs.)	22.0811
NAV Direct Plan Growth Option (Rs.)	29.0537
NAV Direct Plan IDCW Option (Rs.)	23.5026
Monthly AAUM (30-April-2024) (in Rs Crs.)	3,862.06
Latest AUM (30-April-2024) (in Rs Crs.)	4,036.22



KEY FEATURES & PORTFOLIO ATTRIBUTES

Invests in a mix of high quality Large and mid cap companies

Aims to create a high growth and low volatility portfolio

Focused on investing in industry leaders, positioned to benefit from market consolidation

Identifying companies with competitive advantages that can enable sustained profitability

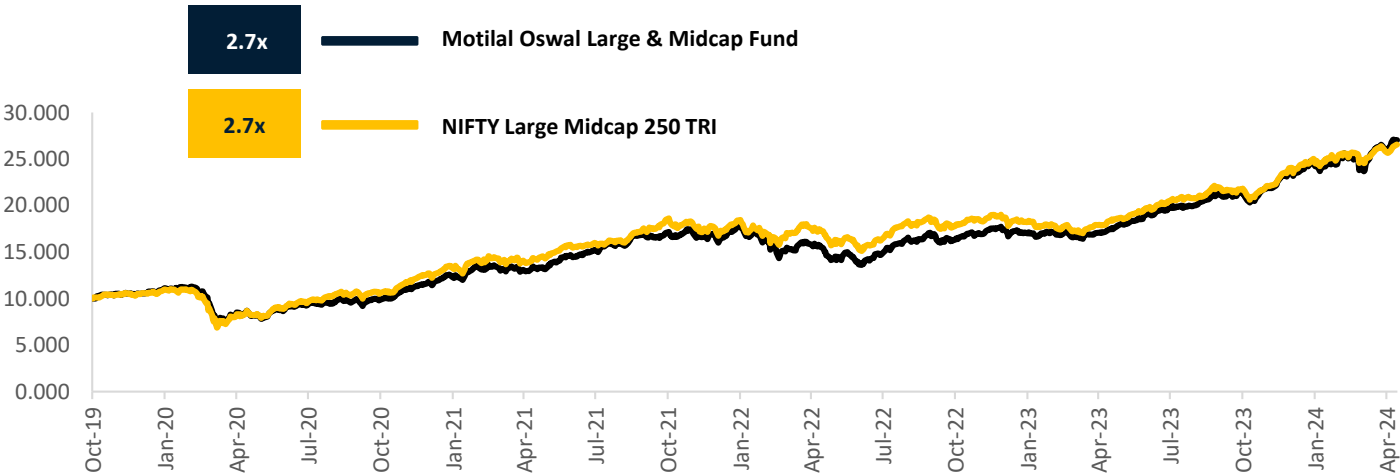


PORTFOLIO ACTIONS IN LAST 3 MONTHS

Companies Added:	Bharat Electronics Ltd., Apar Industries Ltd, Bharti Airtel Ltd, Phoenix Mills Ltd.
Companies Exited:	Cummins India Ltd., India Shelter Finance Corporation Ltd, Medplus Health Services Ltd, NTPC Ltd, One 97 Communications Ltd, TVS Motors Co. Ltd, Timken India Ltd, Titan Inustries Ltd.



Performance Since Inception (Data as on 30th April, 2024)

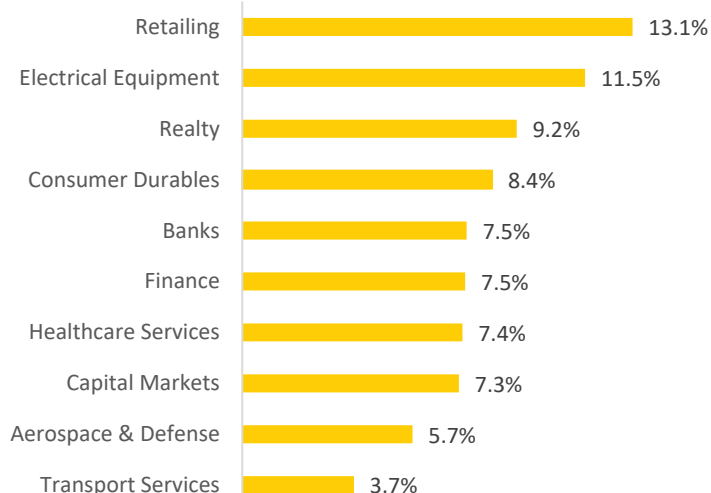


Returns in %	1 Year		3 Years		Since Inception	
	CAGR (%)	Rs. 10,000	CAGR (%)	Rs. 10,000	CAGR (%)	Rs. 10,000
Motilal Oswal Large & Midcap Fund	55.2	15,579	26.8	20,377	24.5	27,035
Nifty Large Midcap 250 TRI	45.0	14,541	23.1	18,687	24.0	26,549
Nifty 50 TRI	26.3	12,651	16.9	15,990	17.1	20,484

Source: Internal Analysis. The above is used to explain the concept and is for illustration purpose only and should not used for development or implementation of an investment strategy. Past performance may or may not be sustained in future.

PORTFOLIO & SECTORAL ALLOCATION

Top 10 Holdings	(%) of Holding
Zomato Limited	6.9%
Trent Limited	6.2%
Kalyan Jewellers India Limited	6.1%
Jio Financial Services Limited	5.8%
Prestige Estates Projects Limited	5.6%
IndusInd Bank Limited	4.4%
Global Health Limited	4.1%
CG Power and Industrial Solutions Limited	3.9%
InterGlobe Aviation Limited	3.7%
The Phoenix Mills Limited	3.6%



Industry classification as recommended by AMFI

STRATEGY CONTRIBUTORS (1 YEAR TRAILING)

Top 5	Contribution
Trent Ltd	8.7%
Global Health Ltd	6.8%
Reliance Strategic Investments Ltd	4.1%
Zomato Ltd	4.0%
Prestige Estates Projects Ltd	3.4%

Bottom 5	Contribution
One 97 Communications Ltd	-2.0%
Timken India Ltd	-0.4%
Star Health and Allied Insurance Co Ltd	-0.3%
Amber Enterprises India Ltd	-0.3%
HDFC Bank Ltd	-0.3%

Source: ValueFY and Internal Analysis

Disclaimer: The Stocks mentioned above are used to explain the concept and is for illustration purpose only and should not be used for development or implementation of any investment strategy. It should not be construed as investment advice to any party. The stocks may or may not be part of our portfolio/strategy/ schemes. Past performance may or may not be sustained in future

MARKET CAPITALIZATION

Market Cap	Weightage (%)
Large Cap	36.0%
Mid Cap	36.0%
Small Cap	27.0%
Cash	1.0%

Source: Market Categorization as recommended by AMFI

Risk Ratios

3 Year Data	Strategy
Standard Deviation	13.5%
Sharpe Ratio#	1.5
Portfolio Turnover Ratio	0.9
Beta	0.9

#Risk free returns based on last overnight MIBOR cut-off of 6.75%.

Data as on 30th April, 2024

Mutual Fund Investments are subject to market risks, read all scheme related documents carefully

Fund Manager

For Equity Component

Mr. Ajay Khandelal

Managing this fund since 11-Dec-2023

Mr. Niket Shah

Managing this fund since 17-Oct-2023

He has overall 15 years of experience

For Debt Component

Mr. Rakesh Shetty

Managing this fund since 22-Nov-2022

He has a rich experience of more than 14 years

For Overseas Securities

Mr. Ankush Sood

He has been appointed as the Fund Manager

for the Overseas Securities w.e.f. Nov 11, 2022

THINK EQUITY
THINK MOTILAL OSWAL



BUY RIGHT
SIT TIGHT

Other Schemes Managed by Fund Manager (Data as on 30th April, 2024)

Name of Fund Manager: Rakesh Shetty

	1 Year		3 Years		5 Years		Since Inception	
	Scheme	Benchmark	Scheme	Benchmark	Scheme	Benchmark	Scheme	Benchmark
	Return (%)	Return (%)	Return (%)	Return (%)	Return (%)	Return (%)	Return (%)	Return (%)
Top 3								
Motilal Oswal S&P BSE Enhanced Value ETF	96.1	97.4	-	-	-	-	70.8	71.8
Motilal Oswal S&P BSE Enhanced Value Index Fund	93.1	97.4	-	-	-	-	68.3	71.8
Motilal Oswal Nifty 200 Momentum 30 ETF	68.6	69.3	-	-	-	-	24.5	25.1
Bottom 3								
Motilal Oswal 5 Year G-Sec Fund of Fund	6.0	6.4	-	-	-	-	4.7	5.1
Motilal Oswal Nifty 5 year Benchmark G-Sec ETF	6.0	6.4	4.5	4.9	-	-	4.3	4.6
Motilal Oswal Ultra Short Term Fund	6.0	7.8	4.3	6.1	4.4	6.2	4.1	7.3

Note: Rakesh Shetty manages 32 schemes of Motilal Oswal Mutual Fund.

Source/Disclaimer : MOAMC . Past performance may or may not be sustained in the future. Performance is for Regular Plan Growth Option. Different plans have different expense structure. In case the number of schemes managed by a fund manager is more than six, performance data of top 3 and bottom 3 schemes managed by fund manager has been provided herein. Period for which scheme’s performance has been provided is computed basis last day of the month-end preceding the date of advertisement. Different plans shall have a different expense structure. The performance details provided herein are of Regular plan.

Other Schemes Managed by Fund Manager (Data as on 30th April, 2024)

Name of Fund Manager: Niket Shah

	1 Year		3 Years		5 Years		Since Inception	
	Scheme	Benchmark	Scheme	Benchmark	Scheme	Benchmark	Scheme	Benchmark
	Return (%)	Return (%)	Return (%)	Return (%)	Return (%)	Return (%)	Return (%)	Return (%)
Motilal Oswal Midcap Fund	60.6	58.6	36.6	28.4	26.9	25.6	23.1	23.2
Motilal Oswal ELSS Tax Saver Fund	59.3	38.9	25.8	20.5	21.0	18.0	17.3	13.7
Motilal Oswal Flexi Cap Fund	53.1	38.9	17.6	20.5	14.1	18.0	17.5	16.0
Motilal Oswal Small Cap Fund	-	-	-	-	-	-	-	-

Note: Niket Shah manages 5 schemes of Motilal Oswal Mutual Fund.

Source/Disclaimer : MOAMC . Past performance may or may not be sustained in the future. Performance is for Regular Plan Growth Option. Different plans have different expense structure. In case the number of schemes managed by a fund manager is more than six, performance data of top 3 and bottom 3 schemes managed by fund manager has been provided herein. Period for which scheme’s performance has been provided is computed basis last day of the month-end preceding the date of advertisement. Different plans shall have a different expense structure. The performance details provided herein are of Regular plan.

Name of Fund Manager: Ajay Khandelwal

	1 Year		3 Years		5 Years		Since Inception	
	Scheme	Benchmark	Scheme	Benchmark	Scheme	Benchmark	Scheme	Benchmark
	Return (%)	Return (%)	Return (%)	Return (%)	Return (%)	Return (%)	Return (%)	Return (%)
Motilal Oswal ELSS Tax Saver Fund	59.3	38.9	25.8	20.5	21.0	18.0	17.3	13.7

Note: Ajay Khandelwal manages 3 schemes of Motilal Oswal Mutual Fund.

Source/Disclaimer : MOAMC . Past performance may or may not be sustained in the future. Performance is for Regular Plan Growth Option. Different plans have different expense structure. In case the number of schemes managed by a fund manager is more than six, performance data of top 3 and bottom 3 schemes managed by fund manager has been provided herein. Period for which scheme’s performance has been provided is computed basis last day of the month-end preceding the date of advertisement. Different plans shall have a different expense structure. The performance details provided herein are of Regular plan.

Other Schemes Managed by Fund Manager (Data as on 30th April, 2024)

Name of Fund Manager: Ankush Sood

	1 Year		3 Years		5 Years		Since Inception	
	Scheme Return (%)	Benchmark Return (%)	Scheme Return (%)	Benchmark Return (%)	Scheme Return (%)	Benchmark Return (%)	Scheme Return (%)	Benchmark Return (%)
Top 3								
Motilal Oswal Midcap Fund	60.6	58.6	36.6	28.4	26.9	25.6	23.1	23.2
Motilal Oswal Flexi Cap Fund	53.1	38.9	17.6	20.5	14.1	18.0	17.5	16.0
Motilal Oswal Nasdaq 100 ETF	34.8	36.0	12.0	12.9	21.6	22.6	22.2	23.7
Bottom 3								
Motilal Oswal S&P 500 Index Fund	24.0	25.9	10.3	12.2	-	-	17.1	19.4
Motilal Oswal Multi Asset Fund	16.1	15.3	7.0	10.9	-	-	6.9	11.8
Motilal Oswal Nasdaq Q 50 ETF	14.0	15.0	-	-	-	-	-4.1	-3.4

Note: Ankush Sood manages 11 schemes of Motilal Oswal Mutual Fund.

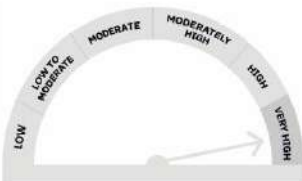
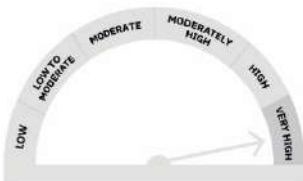
Source/Disclaimer : MOAMC . Past performance may or may not be sustained in the future. Performance is for Regular Plan Growth Option. Different plans have different expense structure. In case the number of schemes managed by a fund manager is more than six, performance data of top 3 and bottom 3 schemes managed by fund manager has been provided herein. Period for which scheme’s performance has been provided is computed basis last day of the month-end preceding the date of advertisement. Different plans shall have a different expense structure. The performance details provided herein are of Regular plan.

Name of the scheme	Scheme Riskometer	Benchmark Riskometer Nifty Large Midcap 250 TRI
Motilal Oswal Large and Midcap Fund (Large and Midcap Fund - An open ended equity scheme investing in both large cap and mid cap stocks)		
This product is suitable for investors who are seeking* <ul style="list-style-type: none">Long-term capital growthInvestment predominantly in equity and equity related instruments of large and midcap stocks	Investors understand that their principal will be at Very High risk	Investors understand that their principal will be at Very High risk

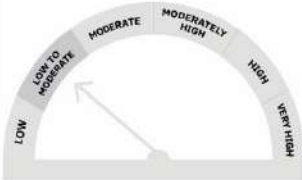
*Investors should consult their financial advisers if in doubt about whether the product is suitable for them.

Name of the scheme	Scheme Riskometer	Benchmark Riskometer Nifty Midcap 150 TRI
Motilal Oswal Midcap Fund (Formerly known as Motilal Oswal Midcap 30 Fund) (An open ended equity scheme predominantly investing in mid cap stocks)		
This product is suitable for investors who are seeking* <ul style="list-style-type: none">Long-term capital growthInvestment in equity and equity related instruments in quality mid-cap companies having long-term competitive advantages and potential for growth.	Investors understand that their principal will be at Very High risk	Investors understand that their principal will be at Very High risk

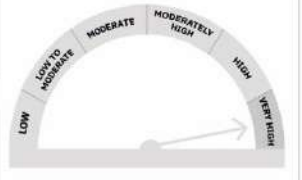
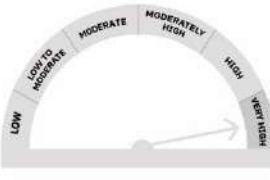
*Investors should consult their financial advisers if in doubt about whether the product is suitable for them.

Name of the scheme	Scheme Riskometer	Benchmark Riskometer Nifty 500 TRI
Motilal Oswal ELSS Tax Saver Fund (Formerly known as Long Term Equity Fund) (An open ended equity linked saving scheme with a statutory lock in of 3 years and tax benefit)		
This product is suitable for investors who are seeking*	Investors understand that their principal will be at Very High risk	Investors understand that their principal will be at Very High risk
<ul style="list-style-type: none"> Long-term capital growth Investment predominantly in equity and equity related instruments 		

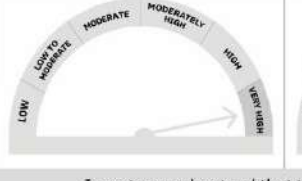

*Investors should consult their financial advisers if in doubt about whether the product is suitable for them.

Name of the scheme	Scheme Riskometer	Benchmark Riskometer CRISIL Ultra Short Duration Debt B-I Index
Motilal Oswal Ultra Short Term Fund (An open ended ultra-short term debt scheme investing in instruments such that the Macaulay duration of the portfolio is between 3 months and 6 months (A Relatively Low Interest Rate Risk and Moderate Credit Risk))		
This product is suitable for investors who are seeking*	Investors understand that their principal will be at Low to Moderate risk	Investors understand that their principal will be at Moderate risk
<ul style="list-style-type: none"> Optimal returns consistent with moderate levels of risk Investment in debt securities and money market securities with Macaulay duration of the portfolio between 3 months and 6 months. 		

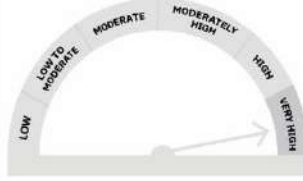
*Investors should consult their financial advisers if in doubt about whether the product is suitable for them.

Name of the scheme	Scheme Riskometer	S&P BSE Enhanced Value Total Return Index
Motilal Oswal S&P BSE Enhanced Value Index Fund (An open ended fund replicating / tracking the S&P BSE Enhanced Value Total Return Index)		
This product is suitable for investors who are seeking*	Investors understand that their principal will be at Very High risk	
<ul style="list-style-type: none"> Return that corresponds to the performance of S&P BSE Enhanced Value Index subject to tracking error. Long term capital growth. 		

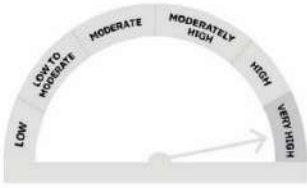
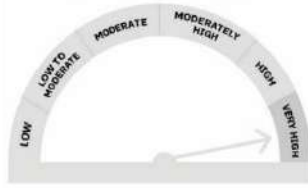
*Investors should consult their financial advisers if in doubt about whether the product is suitable for them.

Name of the scheme	Scheme Riskometer	S&P BSE Enhanced Value Total Return Index
Motilal Oswal S&P BSE Enhanced Value ETF (An open ended scheme replicating / tracking the S&P BSE Enhanced Value Total Return Index) BSE Scrip Code and NSE Symbol: (BSE:543576, NSE: MOVALUE)		
This product is suitable for investors who are seeking*	Investors understand that their principal will be at Very High risk	
<ul style="list-style-type: none"> Return that corresponds to the performance of S&P BSE Enhanced Value Total Return Index subject to tracking error. Long term capital growth. 		

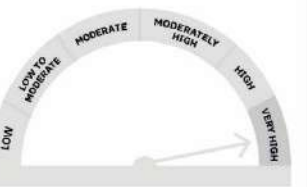

*Investors should consult their financial advisers if in doubt about whether the product is suitable for them.

Name of the scheme	Scheme Riskometer	Benchmark Riskometer MSCI EAFE Top 100 Select Index
Motilal Oswal MSCI EAFE Top 100 Select Index Fund (An open ended scheme replicating/ tracking MSCI EAFE Top 100 Select Index)		
This product is suitable for investors who are seeking*	Investors understand that their principal will be at Very High risk	Investors understand that their principal will be at Very High risk
<ul style="list-style-type: none"> Returns that corresponds to the performance of MSCI EAFE Top 100 Select Index, subject to tracking error. Long term capital growth. 		

*Investors should consult their financial advisers if in doubt about whether the product is suitable for them.

Name of the scheme	Scheme Riskometer	Benchmark Riskometer NASDAQ 100 TRI
Motilal Oswal Nasdaq 100 ETF (An open ended scheme replicating/tracking NASDAQ-100 Index)		
This product is suitable for investors who are seeking*		
<ul style="list-style-type: none"> Return that corresponds generally to the performance of the Nasdaq-100 Index, subject to tracking error Investment in equity securities of NASDAQ-100 Index 	Investors understand that their principal will be at Very High risk	Investors understand that their principal will be at Very High risk

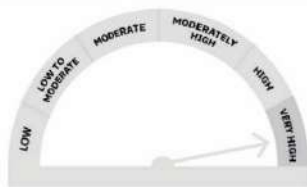
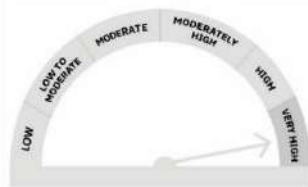
*Investors should consult their financial advisers if in doubt about whether the product is suitable for them.

Name of the scheme	Scheme Riskometer	Benchmark Riskometer NASDAQ 100 TRI
Motilal Oswal Nasdaq 100 Fund of Fund (An open ended fund of fund scheme investing in Motilal Oswal Nasdaq 100 ETF)		
This product is suitable for investors who are seeking*		
<ul style="list-style-type: none"> Long term capital appreciation Return that corresponds generally to the performance of the Scheme, Motilal Oswal Nasdaq 100 ETF through investment in units of Motilal Oswal Nasdaq 100 ETF. 	Investors understand that their principal will be at Very High risk	Investors understand that their principal will be at Very High risk

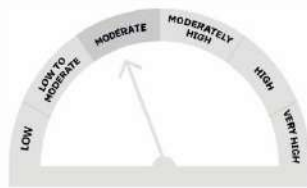
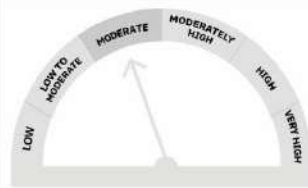
*Investors should consult their financial advisers if in doubt about whether the product is suitable for them.

Name of the scheme	Scheme Riskometer	Benchmark Riskometer NASDAQ Q-50 TRI
Motilal Oswal Nasdaq Q 50 ETF (An open ended scheme replicating/tracking NASDAQ Q-50 TRI)		
This product is suitable for investors who are seeking*		
<ul style="list-style-type: none"> Returns that corresponds generally to the performance of the NASDAQ Q-50 TRI, subject to tracking error. Long term capital growth. 	Investors understand that their principal will be at Very High risk	Investors understand that their principal will be at Very High risk

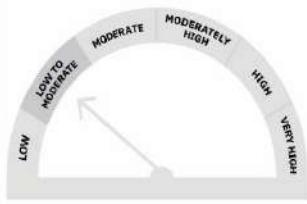
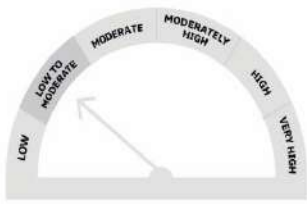
*Investors should consult their financial advisers if in doubt about whether the product is suitable for them.

Name of the scheme	Scheme Riskometer	Benchmark Riskometer Nifty 500 TRI
Motilal Oswal Flexi Cap Fund - (An open ended dynamic equity scheme investing across large cap, mid cap, small cap stocks)		
This product is suitable for investors who are seeking*		
<ul style="list-style-type: none"> Long-term capital growth Investment in equity and equity related instruments across sectors and market-capitalization levels. 	Investors understand that their principal will be at Very High risk	Investors understand that their principal will be at Very High risk

*Investors should consult their financial advisers if in doubt about whether the product is suitable for them.

Name of the scheme	Scheme Riskometer	Benchmark Riskometer Nifty 5 yr Benchmark G-Sec Index
Motilal Oswal 5 Year G – Sec Fund of Fund (An open ended fund of funds scheme investing in units of Motilal Oswal Nifty 5 Year G-Sec ETF (A relatively high interest rate risk and relatively Low credit risk.))		
This product is suitable for investors who are seeking*		
<ul style="list-style-type: none"> Long term capital appreciation Return that corresponds generally to the performance of the Scheme, Motilal Oswal 5 Year G-Sec Fund of Fund through investment in units of Motilal Oswal Nifty 5 YR Benchmark G-Sec ETF. 	Investors understand that their principal will be at Moderate risk	Investors understand that their principal will be at Moderate risk

*Investors should consult their financial advisers if in doubt about whether the product is suitable for them.

Name of the scheme	Scheme Riskometer	Benchmark Riskometer CRISIL Liquid Debt A-I Index
Motilal Oswal Liquid Fund (An open ended liquid fund (A relatively low interest rate risk and relatively low credit risk))		
This product is suitable for investors who are seeking*	Investors understand that their principal will be at Low to Moderate risk	Investors understand that their principal will be at Low to Moderate risk
<ul style="list-style-type: none"> Regular income over short term Investment in money market securities 		

*Investors should consult their financial advisers if in doubt about whether the product is suitable for them.

Name of the scheme	Scheme Riskometer	35% Nifty 500 TRI + 50% CRISIL Short Term Bond Fund Index + 13% Domestic Price of Gold + 2% Domestic Price
Motilal Oswal Multi Asset Fund (An open ended scheme investing in Equity including Index Funds/Equity ETFs, Gold ETFs and Silver ETFs, International Equity ETF and Stocks, Debt & Money Market Instruments.)		
This product is suitable for investors who are seeking*	Investors understand that their principal will be at High risk	Investors understand that their principal will be at High risk
<ul style="list-style-type: none"> Long term capital appreciation by investing in a diversified portfolio. Investing in Equity including Index Funds/Equity ETFs, Gold ETFs and Silver ETFs, International Equity ETF and Stocks, Debt & Money Market Instruments. 		

*Investors should consult their financial advisers if in doubt about whether the product is suitable for them.

Motilal Oswal Ultra Short Term Fund

Potential Risk Class Matrix			
Credit Risk of the scheme→	Relatively Low (Class A: CRV >=12)	Moderate (Class B : CRV >=10)	Relatively High (Class C: CRV <10)
Max Interest Rate Risk of the scheme↓			
Relatively Low Class I: (MD<=1 year)		B-I	
Moderate Class II: (MD<=3 years)			
Relatively High Class III: Any Macaulay duration			

Motilal Oswal Liquid Fund

Potential Risk Class Matrix			
Credit Risk of the scheme→	Relatively Low (Class A: CRV >=12)	Moderate (Class B : CRV >=10)	Relatively High (Class C: CRV <10)
Max Interest Rate Risk of the scheme↓			
Relatively Low Class I: (MD<=1 year)	A-I		
Moderate Class II: (MD<=3 years)			
Relatively High Class III: Any Macaulay duration			

Motilal Oswal 5 Year G-Sec Fund of Fund

Potential Risk Class Matrix			
Credit Risk of the scheme→	Relatively Low (Class A: CRV >=12)	Moderate (Class B : CRV >=10)	Relatively High (Class C: CRV <10)
Max Interest Rate Risk of the scheme↓			
Relatively Low Class I: (MD<=1 year)			
Moderate Class II: (MD<=3 years)			
Relatively High Class III: Any Macaulay duration	A-III		

Source: Internal Analysis; The stocks mentioned herein are for general and comparison purpose only and not a complete disclosure of every material fact. The performance of the above stocks may or may not be sustained in future. It should not be construed as investment advice to any party. The stock prices are adjusted for corporate action.

Disclaimers and Risk Factors: he performance of schemes of Motilal Oswal Mutual Fund is Benchmarked to the Total Return variant of respective Index chosen as Benchmark as against Price Return variant of respective Benchmark Index. In case, the start/end date of the concerned period is non business date (NBD), the NAV of the previous date is considered for computation of returns. The NAV per unit shown in the table is as on the start date of the said period. Past performance may or may not be sustained in the future. Performance is for Regular Plan Growth Option. Different plans have different expense structure. Mr. Ajay Khandelwal has been appointed as the Fund Manager for equity component since 11-Dec-2023 Mr. Niket Shah has been appointed as the Fund Manager for equity component with effect from 17-Oct-2023, Mr. Rakesh Shetty is the fund manager for debt component with effect 22-Nov-2022 and Mr. Ankush Sood is the fund manager for Foreign Securities with effect 11-Nov-2022. Kindly refer to the website www.motilaloswalmf.com to see the performance of the funds managed by the same Fund Manager

Mutual Fund Investments are subject to market risks, read all scheme related documents carefully