

Motilal Oswal Small Cap Fund

(An open ended equity scheme predominantly investing in small cap stocks)

January 2026 (Data as on 31st December 2025. Allotment Date - 26th December 2023)



INVESTMENT APPROACH

Scheme Name: Motilal Small Cap Fund

Investment Objective:
To generate capital appreciation by investing predominantly in Small Cap stocks. However, there can be no assurance that the investment objective of the scheme will be realized.

Benchmark: Nifty Smallcap 250 TRI

Scheme Details: (Data as on 31st December, 2025)

Regular Growth Plan	13.9380
Regular Dividend	13.9383
Direct Growth Plan	14.3316
Direct Dividend	14.3316
Monthly AAUM (31-December-2025) (in Rs Crs.)	5,781.84
Latest AUM (31-December-2025) (in Rs Crs.)	5,837.46



KEY FEATURES & PORTFOLIO ATTRIBUTES

- Uniquely positioned portfolio of 54 stocks
- Investing in companies poised for significant growth while maintaining manageable levels of debt.
- The fund invests 65% of the total corpus in Small caps
- The portfolio is constructed using QGLP investment process and primarily investing in house themes via bottom up stock picking

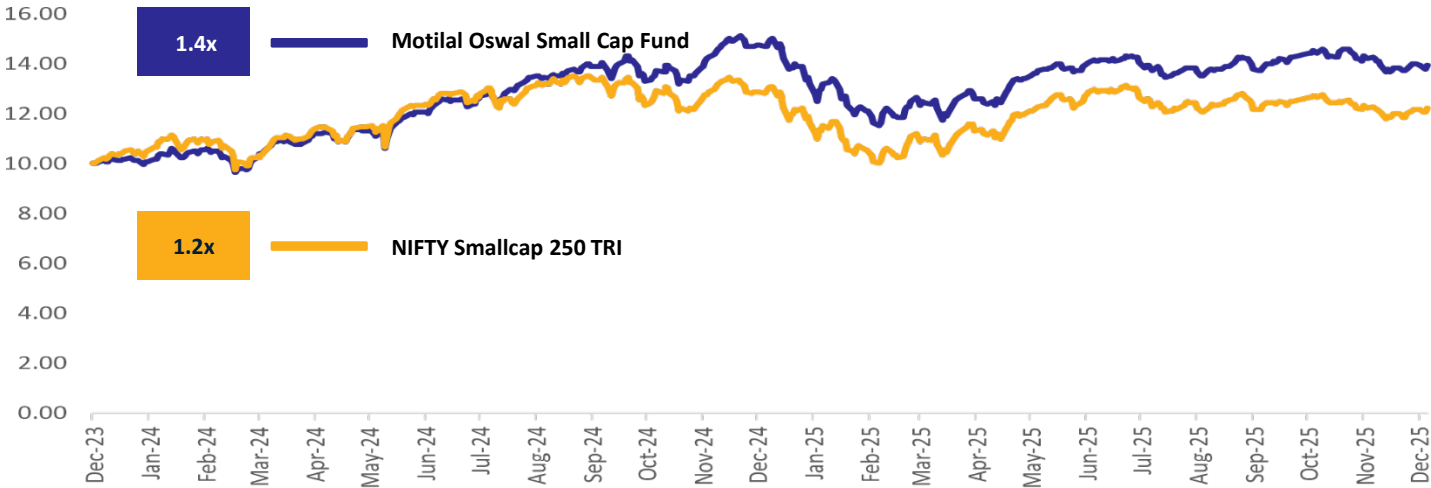


PORTFOLIO ACTIONS IN LAST 1 MONTH

Companies Added:	-
Companies Exited:	Ola Electric Mobility Ltd, Siemens Energy India Ltd.



Performance Since Inception (Data as on 31st December, 2025)



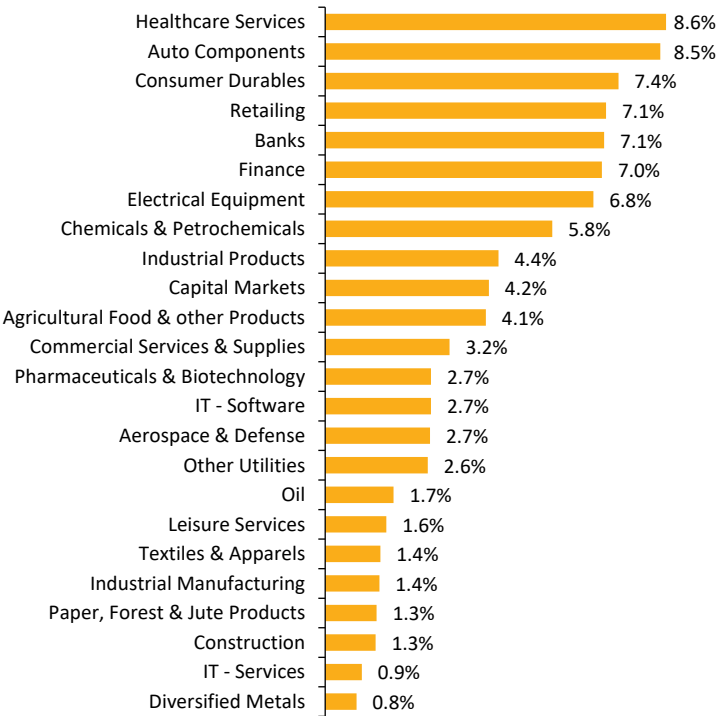
Performance of all schemes - Regular Plan

Date	Period	NAV per Unit (₹)	Scheme Returns (%)^	Benchmark Returns (%)#	Additional Benchmark Returns ##(%)	Value of investment of ₹ 10,000@		
						Scheme (₹)	Benchmark # (₹)	Additional Benchmark (₹) ##
Dec 31, 2024	Last 1 Year	14.7212	-5.32	-5.48	11.88	9,468	9,452	11,188
Dec 26, 2023	Since Inception	10.0000	17.90	10.39	11.63	13,938	12,206	12,484

^Past performance may or may not be sustained in future and is not a guarantee of any future returns.
Scheme Benchmark #: Nifty Smallcap 250 TRI
Additional Benchmark ##: Nifty 50 TRI

PORTFOLIO & SECTORAL ALLOCATION (Equity)

Top 10 Holdings	(%) of Holding
Dr Agarwals Health Care Ltd.	4.3
Karur Vysya Bank Ltd.	4.1
CCL Products India Ltd.	4.1
Campus Activewear Ltd.	3.1
V2 Retail Ltd.	3.0
Multi Commodity Exchange of India Ltd.	2.8
VA Tech Wabag Ltd.	2.6
Pricol Ltd.	2.6
Shaily Engineering Plastics Ltd.	2.5
Vijaya Diagnostic Centre Ltd.	2.5



Industry classification as recommended by AMFI

MARKET CAPITALIZATION

Market Cap	Weightage (%)
Large Cap	1.4
Mid Cap	12.6
Small Cap	81.2
Cash	4.8

Source: Market Categorization as recommended by AMFI

Risk Ratios

3 Year Data	Strategy
Standard Deviation	17.6%(Annualised)
Portfolio Turnover Ratio	0.6
Beta	0.8

Fund and Co-Fund Manager

For Equity Component

Mr. Ajay Khandelwal

Managing this fund since 26-Dec-2023
He has a rich experience of more than 18+ years

Mr. Niket Shah

Managing this fund since 26-Dec-2023
He has overall 15+ years of experience

Mr. Rakesh Shetty

Managing this fund since 26-Dec-2023
He has a rich experience of more than 14+ years

For Foreign Securities

Mr. Swapnil Mayekar

He has been appointed as the Fund Manager for
Foreign securities w.e.f. November 18, 2025.
He has a rich experience of more than 16+ years

Performance of all schemes - Regular Plan

Other Schemes Managed by Fund Manager (Data as on 31st December, 2025)

Name of Fund Manager: Ajay Khandelwal

	1 Year		3 Years		5 Years		Since Inception	
	Scheme Return (%)	Benchmark Return (%)	Scheme Return (%)	Benchmark Return (%)	Scheme Return (%)	Benchmark Return (%)	Scheme Return (%)	Benchmark Return (%)
Top 3								
Motilal Oswal Large Cap Fund	8.5	10.2	-	-	-	-	20.5	11.2
Motilal Oswal Multi Cap Fund	-3.6	5.3	-	-	-	-	19.7	4.4
Motilal Oswal Business Cycle Fund	-3.7	7.8	-	-	-	-	17.8	1.7
Bottom 3								
Motilal Oswal Balanced Advantage Fund	-7.2	8.3	8.0	11.9	6.0	11.1	7.3	11.2
Motilal Oswal ELSS Tax Saver Fund	-9.1	7.8	22.5	16.7	19.9	16.9	15.9	12.9
Motilal Oswal Midcap Fund	-12.1	6.0	25.0	24.0	27.5	24.0	21.3	21.4

Note: Ajay Khandelwal manages 15 schemes of Motilal Oswal Mutual Fund.

Source/Disclaimer : MOAMC . Past performance may or may not be sustained in the future. Performance is for Regular Plan Growth Option. Different plans have different expense structure. In case the number of schemes managed by a fund manager is more than six, performance data of top 3 and bottom 3 schemes managed by fund manager has been provided herein. Period for which scheme’s performance has been provided is computed basis last day of the month-end preceding the date of advertisement. Different plans shall have a different expense structure. The performance details provided herein are of Regular plan.

Other Schemes Managed by Fund Manager (Data as on 31st December, 2025)

Name of Fund Manager: Niket Shah

	1 Year		3 Years		5 Years		Since Inception	
	Scheme Return (%)	Benchmark Return (%)	Scheme Return (%)	Benchmark Return (%)	Scheme Return (%)	Benchmark Return (%)	Scheme Return (%)	Benchmark Return (%)
Top 3								
Motilal Oswal Large Cap Fund	8.5	10.2	-	-	-	-	20.5	11.2
Motilal Oswal Multi Cap Fund	-3.6	5.3	-	-	-	-	19.7	4.4
Motilal Oswal Business Cycle Fund	-3.7	7.8	-	-	-	-	17.8	1.7
Bottom 3								
Motilal Oswal Flexi Cap Fund	-5.6	7.8	21.6	16.7	15.0	16.9	16.6	15.0
Motilal Oswal Balanced Advantage Fund	-7.2	8.3	8.0	11.9	6.0	11.1	7.3	11.2
Motilal Oswal Midcap Fund	-12.1	6.0	25.0	24.0	27.5	24.0	21.3	21.4

Note: Niket Shah manages 11 schemes of Motilal Oswal Mutual Fund.

Source/Disclaimer : MOAMC . Past performance may or may not be sustained in the future. Performance is for Regular Plan Growth Option. Different plans have different expense structure. In case the number of schemes managed by a fund manager is more than six, performance data of top 3 and bottom 3 schemes managed by fund manager has been provided herein. Period for which scheme’s performance has been provided is computed basis last day of the month-end preceding the date of advertisement. Different plans shall have a different expense structure. The performance details provided herein are of Regular plan.

Other Schemes Managed by Fund Manager (Data as on 31st December, 2025)

Name of Fund Manager: Rakesh Shetty

	1 Year		3 Years		5 Years		Since Inception	
	Scheme	Benchmark	Scheme	Benchmark	Scheme	Benchmark	Scheme	Benchmark
	Return (%)	Return (%)	Return (%)	Return (%)	Return (%)	Return (%)	Return (%)	Return (%)
Top 3								
Motilal Oswal Gold and Silver ETFs Fund of Funds	94.8	99.5	36.6	38.4	-	-	38.0	40.8
		11.9		14.3		-		15.5
Motilal Oswal Developed Market Ex US ETFs Overseas Equity Passive FOF	36.6	41.8	-	-	-	-	21.3	24.7
Motilal Oswal Nifty MidSmall Financial Services Index Fund	29.9	31.5	-	-	-	-	31.0	32.7
Bottom 3								
Motilal Oswal Nifty Microcap 250 Index Fund	-11.4	-9.5	-	-	-	-	21.5	23.9
Motilal Oswal Midcap Fund	-12.1	6.0	25.0	24.0	27.5	24.0	21.3	21.4
Motilal Oswal Nifty Realty ETF	-16.6	-16.3	-	-	-	-	2.7	3.5

Note: Rakesh Shetty manages 79 schemes of Motilal Oswal Mutual Fund.

Source/Disclaimer : MOAMC . Past performance may or may not be sustained in the future. Performance is for Regular Plan Growth Option. Different plans have different expense structure. In case the number of schemes managed by a fund manager is more than six, performance data of top 3 and bottom 3 schemes managed by fund manager has been provided herein. Period for which scheme's performance has been provided is computed basis last day of the month-end preceding the date of advertisement. Different plans shall have a different expense structure. The performance details provided herein are of Regular plan.

Other Schemes Managed by Fund Manager (Data as on 31st December, 2025)

Name of Fund Manager: Swapnil Mayekar

	1 Year		3 Years		5 Years		Since Inception	
	Scheme	Benchmark	Scheme	Benchmark	Scheme	Benchmark	Scheme	Benchmark
	Return (%)	Return (%)	Return (%)	Return (%)	Return (%)	Return (%)	Return (%)	Return (%)
Top 3								
Motilal Oswal Gold and Silver ETFs Fund of Funds	94.8	99.5	36.6	38.4	-	-	38.0	40.8
						-		15.5
Motilal Oswal Developed Market Ex US ETFs Overseas Equity Passive FOF	36.6	41.8	-	-	-	-	21.3	24.7
Motilal Oswal Nifty MidSmall Financial Services Index Fund	29.9	31.5	-	-	-	-	31.0	32.7
Bottom 3								
Motilal Oswal Nifty Microcap 250 Index Fund	-11.4	-9.5	-	-	-	-	21.5	23.9
Motilal Oswal Midcap Fund	-12.1	6.0	25.0	24.0	27.5	24.0	21.3	21.4
Motilal Oswal Nifty Realty ETF	-16.6	-16.3	-	-	-	-	2.7	3.5

Note: Swapnil Mayekar manages 72 schemes of Motilal Oswal Mutual Fund.

Source/Disclaimer : MOAMC . Past performance may or may not be sustained in the future. Performance is for Regular Plan Growth Option. Different plans have different expense structure. In case the number of schemes managed by a fund manager is more than six, performance data of top 3 and bottom 3 schemes managed by fund manager has been provided herein. Period for which scheme's performance has been provided is computed basis last day of the month-end preceding the date of advertisement. Different plans shall have a different expense structure. The performance details provided herein are of Regular plan.

Performance of all schemes - Direct Plan

Date	Period	NAV per Unit (₹)	Scheme Returns (%)^	Benchmark Returns (%)#	Additional Benchmark Returns ##(%)	Value of investment of ₹ 10,000@		
						Scheme (₹)	Benchmark # (₹)	Additional Benchmark (₹) ##
Dec 31, 2024	Last 1 Year	14.9435	-4.09	-5.48	11.88	9,591	9,452	11,188
Dec 26, 2023	Since Inception	10.0000	19.54	10.39	11.63	14,332	12,206	12,484

^Past performance may or may not be sustained in future and is not a guarantee of any future returns.
Scheme Benchmark #: Nifty Smallcap 250 Index TRI
Additional Benchmark ##: Nifty 50 TRI

Other Schemes Managed by Fund Manager (Data as on 31st December, 2025)

Name of Fund Manager: Ajay Khandelwal

	1 Year		3 Years		5 Years		Since Inception	
	Scheme Return (%)	Benchmark Return (%)	Scheme Return (%)	Benchmark Return (%)	Scheme Return (%)	Benchmark Return (%)	Scheme Return (%)	Benchmark Return (%)
Top 3								
Motilal Oswal Large Cap Fund	9.9	10.2	-	-	-	-	22.1	11.2
Motilal Oswal Multi Cap Fund	-2.3	5.3	-	-	-	-	21.4	4.4
Motilal Oswal Business Cycle Fund	-2.3	7.8	-	-	-	-	19.6	1.7
Bottom 3								
Motilal Oswal Balanced Advantage Fund	-5.9	8.3	9.4	11.9	7.4	11.1	8.6	11.2
Motilal Oswal ELSS Tax Saver Fund	-8.0	7.8	24.0	16.7	21.3	16.9	17.4	12.9
Motilal Oswal Midcap Fund	-11.4	6.0	26.3	24.0	28.9	24.0	22.8	21.4

Note: Ajay Khandelwal manages 15 schemes of Motilal Oswal Mutual Fund.
Source/Disclaimer : MOAMC . Past performance may or may not be sustained in the future. Performance is for Direct Plan Growth Option. Different plans have different expense structure. In case the number of schemes managed by a fund manager is more than six, performance data of top 3 and bottom 3 schemes managed by fund manager has been provided herein. Period for which scheme's performance has been provided is computed basis last day of the month-end preceding the date of advertisement. Different plans shall have a different expense structure. The performance details provided herein are of Direct plan.

Other Schemes Managed by Fund Manager (Data as on 31st December, 2025)

Name of Fund Manager: Niket Shah

	1 Year		3 Years		5 Years		Since Inception	
	Scheme Return (%)	Benchmark Return (%)	Scheme Return (%)	Benchmark Return (%)	Scheme Return (%)	Benchmark Return (%)	Scheme Return (%)	Benchmark Return (%)
Top 3								
Motilal Oswal Large Cap Fund	9.9	10.2	-	-	-	-	22.1	11.2
Motilal Oswal Multi Cap Fund	-2.3	5.3	-	-	-	-	21.4	4.4
Motilal Oswal Business Cycle Fund	-2.3	7.8	-	-	-	-	19.6	1.7
Bottom 3								
Motilal Oswal Flexi Cap Fund	-4.8	7.8	22.7	16.7	16.0	16.9	17.7	15.0
Motilal Oswal Balanced Advantage Fund	-5.9	8.3	9.4	11.9	7.4	11.1	8.6	11.2
Motilal Oswal Midcap Fund	-11.4	6.0	26.3	24.0	28.9	24.0	22.8	21.4

Note: Niket Shah manages 11 schemes of Motilal Oswal Mutual Fund.
Source/Disclaimer : MOAMC . Past performance may or may not be sustained in the future. Performance is for Direct Plan Growth Option. Different plans have different expense structure. In case the number of schemes managed by a fund manager is more than six, performance data of top 3 and bottom 3 schemes managed by fund manager has been provided herein. Period for which scheme's performance has been provided is computed basis last day of the month-end preceding the date of advertisement. Different plans shall have a different expense structure. The performance details provided herein are of Direct plan.

Other Schemes Managed by Fund Manager (Data as on 31st December, 2025)

Name of Fund Manager: Rakesh Shetty

	1 Year		3 Years		5 Years		Since Inception	
	Scheme	Benchmark	Scheme	Benchmark	Scheme	Benchmark	Scheme	Benchmark
	Return (%)	Return (%)	Return (%)	Return (%)	Return (%)	Return (%)	Return (%)	Return (%)
Top 3								
Motilal Oswal Gold and Silver ETFs Fund of Funds	95.5	99.5	37.1	38.4	-	-	38.5	40.8
		11.9		14.3		-		15.5
Motilal Oswal Developed Market Ex US ETFs Overseas Equity Passive FOF	37.5	41.8	-	-	-	-	21.9	24.7
Motilal Oswal Nifty MidSmall Financial Services Index Fund	30.5	31.5	-	-	-	-	31.6	32.7
Bottom 3								
Motilal Oswal Nifty Microcap 250 Index Fund	-10.9	-9.5	-	-	-	-	22.3	23.9
Motilal Oswal Midcap Fund	-11.4	6.0	26.3	24.0	28.9	24.0	22.8	21.4
Motilal Oswal Nifty Realty ETF	-16.6	-16.3	-	-	-	-	2.7	3.5

Note: Rakesh Shetty manages 79 schemes of Motilal Oswal Mutual Fund.

Source/Disclaimer : MOAMC . Past performance may or may not be sustained in the future. Performance is for Direct Plan Growth Option. Different plans have different expense structure. In case the number of schemes managed by a fund manager is more than six, performance data of top 3 and bottom 3 schemes managed by fund manager has been provided herein. Period for which scheme's performance has been provided is computed basis last day of the month-end preceding the date of advertisement. Different plans shall have a different expense structure. The performance details provided herein are of Direct plan.



Other Schemes Managed by Fund Manager (Data as on 31st December, 2025)

Name of Fund Manager: Swapnil Mayekar



	1 Year		3 Years		5 Years		Since Inception	
	Scheme	Benchmark	Scheme	Benchmark	Scheme	Benchmark	Scheme	Benchmark
	Return (%)	Return (%)	Return (%)	Return (%)	Return (%)	Return (%)	Return (%)	Return (%)
Top 3								
Motilal Oswal Gold and Silver ETFs Fund of Funds	95.5	99.5	37.1	38.4	-	-	38.5	40.8
						-		15.5
Motilal Oswal Developed Market Ex US ETFs Overseas Equity Passive FOF	37.5	41.8	-	-	-	-	21.9	24.7
Motilal Oswal Nifty MidSmall Financial Services Index Fund	30.5	31.5	-	-	-	-	31.6	32.7
Bottom 3								
Motilal Oswal Nifty Microcap 250 Index Fund	-10.9	-9.5	-	-	-	-	22.3	23.9
Motilal Oswal Midcap Fund	-11.4	6.0	26.3	24.0	28.9	24.0	22.8	21.4
Motilal Oswal Nifty Realty ETF	-16.6	-16.3	-	-	-	-	2.7	3.5

Note: Swapnil Mayekar manages 72 schemes of Motilal Oswal Mutual Fund.



Source/Disclaimer : MOAMC . Past performance may or may not be sustained in the future. Performance is for Direct Plan Growth Option. Different plans have different expense structure. In case the number of schemes managed by a fund manager is more than six, performance data of top 3 and bottom 3 schemes managed by fund manager has been provided herein. Period for which scheme's performance has been provided is computed basis last day of the month-end preceding the date of advertisement. Different plans shall have a different expense structure. The performance details provided herein are of Direct plan.

Name of the scheme	Scheme Riskometer	Benchmark Riskometer Nifty Smallcap 250 TRI
Motilal Oswal Small Cap Fund (An open ended equity scheme predominantly investing in small cap stocks)		
This product is suitable for investors who are seeking*	The risk of the scheme is Very High	The risk of the Benchmark is Very High
<ul style="list-style-type: none"> Long term capital growth. Investing predominantly in equities and equity related instruments of small cap companies 		



*Investors should consult their financial advisers if in doubt about whether the product is suitable for them.

Name of the scheme	Scheme Riskometer	Benchmark Riskometer Nifty Midcap 150 TRI
Motilal Oswal Midcap Fund (An open ended equity scheme predominantly investing in mid cap stocks)		
This product is suitable for investors who are seeking*	The risk of the scheme is Very High	The risk of the Benchmark is Very High
<ul style="list-style-type: none"> Long-term capital growth Investment in equity and equity related instruments in quality mid-cap companies having long-term competitive advantages and potential for growth 		



*Investors should consult their financial advisers if in doubt about whether the product is suitable for them.

Name of the scheme	Scheme Riskometer	Benchmark Riskometer Nifty 500 TRI
Motilal Oswal Flexi Cap Fund - (An open ended dynamic equity scheme investing across large cap, mid cap, small cap stocks)		
This product is suitable for investors who are seeking*	The risk of the scheme is Very High	The risk of the Benchmark is Very High
<ul style="list-style-type: none"> Long-term capital growth Investment in equity and equity related instruments across sectors and market-capitalization levels 		



*Investors should consult their financial advisers if in doubt about whether the product is suitable for them.

Name of the scheme	Scheme Riskometer	Benchmark Riskometer NIFTY 100 TRI
Motilal Oswal Large Cap Fund (An open-ended equity scheme predominantly investing in large cap stocks)		
This product is suitable for investors who are seeking*	The risk of the scheme is Very High	The risk of the Benchmark is Very High
<ul style="list-style-type: none"> Long term capital growth Investments in equity and equity related instruments of large cap stocks 		



*Investors should consult their financial advisers if in doubt about whether the product is suitable for them.

Name of the scheme	Scheme Riskometer	Benchmark Riskometer Domestic price of gold and silver
Motilal Oswal Gold and Silver ETFs Fund of Funds (An open ended fund of funds scheme investing in units of gold and silver exchange traded funds)		
This product is suitable for investors who are seeking*	The risk of the scheme is Very High	The risk of the Benchmark is Very High
<ul style="list-style-type: none"> Long term capital appreciation. Return that corresponds to the performance of the underlying Schemes of Gold ETF and Silver ETF 		



*Investors should consult their financial advisers if in doubt about whether the product is suitable for them.

Name of the scheme	Scheme Riskometer	Benchmark riskometer CRISIL Hybrid 50+50 - Moderate TRI
Motilal Oswal Balanced Advantage Fund (An open ended dynamic asset allocation fund)		
This product is suitable for investors who are seeking*	The risk of the scheme is Very High	The risk of the Benchmark is High
<ul style="list-style-type: none"> Long term capital appreciation Investment in equity, derivatives and debt instruments 		



*Investors should consult their financial advisers if in doubt about whether the product is suitable for them.

Name of the scheme	Scheme Riskometer	Benchmark Riskometer Nifty 500 TRI
Motilal Oswal ELSS Tax Saver Fund (An open ended equity linked saving scheme with a statutory lock in of 3 years and tax benefit)		
This product is suitable for investors who are seeking*	The risk of the scheme is Very High	The risk of the Benchmark is Very High
<ul style="list-style-type: none"> Long-term capital growth Investment predominantly in equity and equity related instruments 		

*Investors should consult their financial advisers if in doubt about whether the product is suitable for them.



Name of the scheme	Scheme Riskometer	Benchmark Riskometer Nifty 500 TRI
Motilal Oswal Business Cycle Fund (An open-ended equity scheme following business cycles based investing theme)		
This product is suitable for investors who are seeking*	The risk of the scheme is Very High	The risk of the Benchmark is Very High
<ul style="list-style-type: none"> Capital appreciation over long term Investing predominantly in equities and equity related instruments selected on the basis of business cycle 		

*Investors should consult their financial advisers if in doubt about whether the product is suitable for them.



Name of the scheme	Scheme Riskometer	Benchmark Riskometer S&P Developed Ex-U.S. BMI Total Return Index
Motilal Oswal Developed Market Ex US ETFs Overseas Equity Passive FOF ⁵ (An open ended fund of funds scheme investing in units of Global ETFs which track the performance of Developed Markets excluding US)		
This product is suitable for investors who are seeking*	The risk of the scheme is Very High	The risk of the Benchmark is Very High
<ul style="list-style-type: none"> Long term capital appreciation To invest in global ETFs which track the performance of Developed Markets exUS 		

*Investors should consult their financial advisers if in doubt about whether the product is suitable for them.



Note:⁵With effect from 29 August 2025, the name of "Motilal Oswal Developed Market Ex US ETFs Fund of Funds" has changed to "Motilal Oswal Developed Market Ex US ETFs Overseas Equity Passive FOF"

Name of the scheme	Scheme Riskometer	Benchmark Riskometer NIFTY 500 Multicap 50:25:25 Index TR
Motilal Oswal Multi Cap Fund (An open-ended equity scheme investing across large cap, mid cap, small cap stocks)		
This product is suitable for investors who are seeking*	The risk of the scheme is Very High	The risk of the Benchmark is Very High
<ul style="list-style-type: none"> Long term capital growth Investments in equity and equity related instruments across large cap, mid cap, small cap stocks 		



*Investors should consult their financial advisers if in doubt about whether the product is suitable for them.

Name of the scheme	Scheme Riskometer	Benchmark Riskometer Nifty Realty TRI
Motilal Oswal Nifty Realty ETF (An open-ended scheme replicating/tracking the Nifty Realty TR Index)		
This product is suitable for investors who are seeking*	The risk of the scheme is Very High	The risk of the Benchmark is Very High
<ul style="list-style-type: none"> Return that corresponds to the performance of Nifty Realty TR Index subject to tracking error. Long term capital growth 		

*Investors should consult their financial advisers if in doubt about whether the product is suitable for them.

Name of the scheme	Scheme Riskometer	Benchmark Riskometer Nifty Microcap 250 Total Return Index
Motilal Oswal Nifty Microcap 250 Index Fund (An open-ended fund replicating / tracking the Nifty Microcap 250 Total Return Index)		
This product is suitable for investors who are seeking*	The risk of the scheme is Very High	The risk of the Benchmark is Very High
<ul style="list-style-type: none"> Return that corresponds to the total returns of the Nifty Microcap 250 Total Return Index, subject to tracking error Long term capital growth 		

*Investors should consult their financial advisers if in doubt about whether the product is suitable for them.

Name of the scheme	Scheme Riskometer	Benchmark Riskometer Nifty MidSmall Financial Services Total Return Index
Motilal Oswal Nifty MidSmall Financial Services Index Fund (An open ended fund replicating / tracking the Nifty MidSmall Financial Services Total Return Index)		
This product is suitable for investors who are seeking*	The risk of the scheme is Very High	The risk of the Benchmark is Very High
<ul style="list-style-type: none"> Return that corresponds to the total returns of the Nifty MidSmall Financial Services Total Return Index, subject to tracking error Long term capital growth 		

*Investors should consult their financial advisers if in doubt about whether the product is suitable for them.

Source: Internal Analysis; The stocks mentioned herein are for general and comparison purpose only and not a complete disclosure of every material fact. The performance of the above stocks may or may not be sustained in future. It should not be construed as investment advice to any party. The stock prices are adjusted for corporate action.

Disclaimers and Risk Factors: The performance of schemes of Motilal Oswal Mutual Fund is Benchmarked to the Total Return variant of respective Index chosen as Benchmark as against Price Return variant of respective Benchmark Index. In case, the start/end date of the concerned period is non business date (NBD), the NAV of the previous date is considered for computation of returns. The NAV per unit shown in the table is as on the start date of the said period. Past performance may or may not be sustained in the future. Performance is for Regular Plan Growth Option. Different plans have different expense structure. Mr. Ajay Khandelwal has been appointed as the Fund Manager for equity component with effect from 26-Dec-2023; Mr. Niket Shah has been appointed as the Fund Manager for equity component with effect from 26-Dec-2023; Mr. Rakesh Shetty is the Fund Manager for debt component with effect 26-Dec-2023 and Mr. Swapnil Mayekar has been appointed as the Fund Manager for Foreign securities with effect from 18-Nov-2025. Kindly refer to the website www.motilaloswalmf.com to see the performance of the funds managed by the same Fund Manager

Mutual Fund Investments are subject to market risks, read all scheme related documents carefully