

June 2022 (Data as on 31st May 2022. Inception date - 4th August 2020)



INVESTMENT APPROACH

Scheme Name: Motilal Oswal Multi Asset Fund

Investment Objective:

An open ended scheme investing in Equity, International Equity Index Funds/ Equity ETFs, Debt and Money Market Instruments and Gold Exchange Traded Funds. However, there can be no assurance or guarantee that the investment objective of the Scheme would be achieved.

Benchmark: 15% Nifty 50 TRI + 65 % Crisil Short Term Gilt Index + 10% Domestic Price of Gold + 10% S&P 500 Index (TRI)

Scheme Details:

Regular Growth Plan	10.5901
Direct Growth Plan	10.8746
Monthly AAUM	180.20
Latest AUM (31-May-2022) (in Rs Crs.)	178.29



KEY FEATURES & PORTFOLIO ATTRIBUTES

All weather fund investing in 4 asset classes namely, domestic equity, international equity, gold and debt.

Debt oriented fund with equity as gross alpha kicker

Domestic equity: Large cap oriented portfolio with QGLP;
Fixed Income: Pristine Quality AAA rated papers;
International Equity: S&P 500 Index Fund; Gold: Gold ETF
Low correlation among asset classes aids in balancing risk

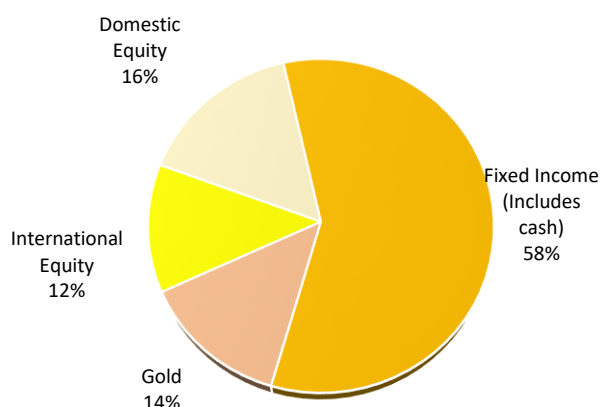


PORTFOLIO ACTIONS IN LAST 3 MONTH

Companies Added:	GR Infraprojects Ltd, Dr Reddys Laboratories Ltd.
Companies Exited:	Siemens India Ltd, HDFC Bank Ltd, Container Corporation of India Ltd, , Zomato Ltd, PI Industries Ltd.

ASSET ALLOCATION

Asset Allocation	Weightage (%)
Equity	15.9
Bonds & NCDs	16.6
Exchange Traded Funds	13.7
Money Market Instruments (CD,CBLO & Treasury Bill)	41.5
Mutual Fund Units	12.3
Cash & Cash Equivalents	0.03
Total	100.0



Industry classification as recommended by AMFI

MARKET CAPITALIZATION

Market Cap	Weightage (%)
Large Cap	68%
Mid Cap	9%
Small Cap	23%

Source: Market Categorization as recommended by AMFI

RATING

Rating	Weightage (%)
SOVEREIGN	21.9
CBLO/REPO/TREPS	19.6
AAA	16.6
Cash & Equivalents	0.03

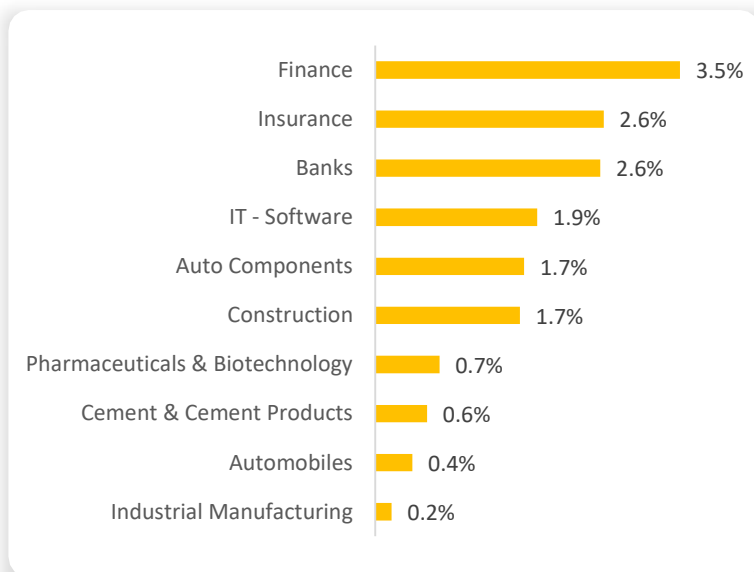
Mutual Fund Investments are subject to market risks, read all scheme related documents carefully

June 2022 (Data as on 31st May 2022. Inception date - 4th August 2020)

Returns in %	1 Year		Since Inception	
	CAGR (%)	Rs. 10,000	CAGR (%)	Rs. 10,000
Motilal Oswal Multi Asset Fund	0.4	10,041	3.2	10,590
Customised Benchmark	3.6	10,359	7.2	11,357
Nifty 50 TRI	7.9	10,790	26.2	15,283

Source: Internal Analysis. The above is used to explain the concept and is for illustration purpose only and should not used for development or implementation of an investment strategy. Past performance may or may not be sustained in future.

SECTORAL ALLOCATION



Industry classification as recommended by AMFI

Mutual Fund Investments are subject to market risks, read all scheme related documents carefully

PORTFOLIO & SECTORAL ALLOCATION

Top 10 Holdings	(%) of Holding
Religare Enterprises Ltd	2.4
Motherson Sumi Systems Ltd	1.5
SBI Life Insurance Company Ltd	1.3
ICICI Lombard General Insurance Company Ltd	1.3
G R Infraprojects Ltd	1.2
SBI Cards and Payment Services Ltd	1.1
Fino Payments Bank Ltd	1.0
Infosys Ltd	1.0
ICICI Bank Ltd	0.9
Tata Consultancy Services Ltd	0.9

DEBT ALLOCATION

Bonds/NCDs	Weightage %
Kotak Mahindra Prime Ltd	5.6
REC Ltd	5.5
HDB Financial Services Ltd	5.5

International Equity Allocation

Mutual Fund Units	Weightage %
Motilal Oswal S&P 500 Index Fund Direct Plan Growth	12.3

Gold Allocation

ETFs	Weightage %
ICICI Prudential Gold ETF	13.7

Other Schemes Managed by Fund Manager

Name of Fund Manager: Ankush Sood

	1 Year		3 Year		5 Year		Since Inception	
	Scheme Return (%)	Benchmark Return (%)	Scheme Return (%)	Benchmark Return (%)	Scheme Return (%)	Benchmark Return (%)	Scheme Return (%)	Benchmark Return (%)
Motilal Oswal S&P 500 Index Fund	5.5	7.4	-	-	-	-	19.3	22.0
Motilal Oswal Nasdaq 100 ETF	-0.9	-0.2	24.8	25.8	21.0	22.4	22.1	23.7
Motilal Oswal Flexi Cap Fund	-4.7	8.1	5.0	14.2	5.3	12.4	15.0	14.1

Note: Ankush Sood manages 6 schemes of Motilal Oswal Mutual Fund.

Source/Disclaimer : MOAMC . Past performance may or may not be sustained in the future. Performance is for Regular Plan Growth Option. Different plans have different expense structure. In case the number of schemes managed by a fund manager is more than six, performance data of top 3 and bottom 3 schemes managed by fund manager has been provided herein. Period for which scheme's performance has been provided is computed basis last day of the month-end preceding the date of advertisement. Different plans shall have a different expense structure. The performance details provided herein are of Regular plan.

Other Schemes Managed by Fund Manager

Name of Fund Manager: Abhiroop Mukherjee

	1 Year		3 Year		5 Year		Since Inception	
	Scheme Return (%)	Benchmark Return (%)	Scheme Return (%)	Benchmark Return (%)	Scheme Return (%)	Benchmark Return (%)	Scheme Return (%)	Benchmark Return (%)
Top 3								
Motilal Oswal Midcap 30 Fund	27.8	10.3	20.3	19.2	12.0	13.6	19.5	20.4
Motilal Oswal Large and Midcap Fund	6.0	9.0	-	-	-	-	16.5	21.1
Motilal Oswal S&P 500 Index Fund	5.5	7.4	-	-	-	-	19.3	22.0
Bottom 3								
Motilal Oswal Dynamic Fund	-2.1	4.5	5.2	11.2	5.4	10.3	6.7	10.5
Motilal Oswal NASDAQ 100 Fund of Fund	-3.0	-0.3	23.8	25.7	-	-	22.3	23.1
Motilal Oswal Flexi Cap Fund	-4.7	8.1	5.0	14.2	5.3	12.4	15.0	14.1

Note: Abhiroop Mukherjee manages 22 schemes of Motilal Oswal Mutual Fund.

Source/Disclaimer : MOAMC . Past performance may or may not be sustained in the future. Performance is for Regular Plan Growth Option. Different plans have different expense structure. In case the number of schemes managed by a fund manager is more than six, performance data of top 3 and bottom 3 schemes managed by fund manager has been provided herein. Period for which scheme's performance has been provided is computed basis last day of the month-end preceding the date of advertisement. Different plans shall have a different expense structure. The performance details provided herein are of Regular plan.

	6 Months		Since Inception	
	Simple Annualized (%)	Benchmark Return (%)	Simple Annualized (%)	Benchmark Return (%)
Motilal Oswal 5 Year G-sec Fund Of Fund	-3.8	-3.5	-1.2	-1.0

Mr. Abhiroop Mukherjee - Managing this fund since 06-October-2021, Hence scheme has not completed 1 Year.

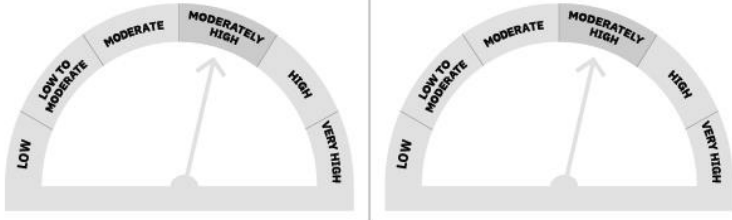
Other Scheme Managed by Fund Manager

Name of Fund Manager: Santosh Singh

	1 Year		3 Year		5 Year		Since Inception	
	Scheme Return (%)	Benchmark Return (%)	Scheme Return (%)	Benchmark Return (%)	Scheme Return (%)	Benchmark Return (%)	Scheme Return (%)	Benchmark Return (%)
Motilal Oswal Dynamic Fund	-2.1	4.5	5.2	11.2	5.4	10.3	6.7	10.5

Note: Santosh Singh manages 2 schemes of Motilal Oswal Mutual Fund.

Source/Disclaimer : MOAMC . Past performance may or may not be sustained in the future. Performance is for Regular Plan Growth Option. Different plans have different expense structure. In case the number of schemes managed by a fund manager is more than six, performance data of top 3 and bottom 3 schemes managed by fund manager has been provided herein. Period for which scheme's performance has been provided is computed basis last day of the month-end preceding the date of advertisement. Different plans shall have a different expense structure. The performance details provided herein are of Regular plan.

Name of the scheme	Scheme Riskometer	
Motilal Oswal Multi Asset Fund (An open ended scheme investing in Equity, International Equity Index Funds/Equity ETFs, Debt and Money Market Instruments and Gold Exchange Traded Funds)	15% Nifty 50 TRI +65 % Crisil Short Term Gilt Index + 10% Domestic Price of Gold + 10% S&P 500 Index (TRI)	
This product is suitable for investors who are seeking*		
<ul style="list-style-type: none"> • Long term capital appreciation by investing in a diversified portfolio. • Investing in Equity, International Equity Index Funds/ Equity ETFs, Debt and Money Market Instruments and Gold Exchange Traded Funds 	Investors understand that their principal will be at Moderately High risk	

*Investors should consult their financial advisers if in doubt about whether the product is suitable for them.

Source: Internal Analysis; The stocks mentioned herein are for general and comparison purpose only and not a complete disclosure of every material fact. further, the above is used to explain the concept and is for illustration purpose only and should not used for development or implementation of an investment strategy. Past performance may or may not be sustained in future.

Disclaimers and Risk Factors: The performance of schemes of Motilal Oswal Mutual Fund is Benchmarked to the Total Return variant of respective Index chosen as Benchmark as against Price Return variant of respective Benchmark Index. Incase, the start/end date of the concerned period is non business date (NBD), the NAV of the previous date is considered for computation of returns. The NAV per unit shown in the table is as on the start date of the said period. Past performance may or may not be sustained in the future. Performance is for Regular Plan Growth Option. Different plans have different expense structure. Mr.Santosh Singh has been appointed as the Fund Manager for equity component with effect from 01-Jan-2022, Mr. Abhiroop Mukherjee for Debt & Gold component managing this fund since inception & Mr. Ankush Sood for International Equity for Foreign securities managing this fund August 25, 2021. Kindly refer to the website www.motilaloswalmf.com to see the performance of the funds managed by the same Fund Manager

Mutual Fund Investments are subject to market risks, read all scheme related documents carefully

THINK EQUITY
THINK MOTILAL OSWAL

MOTILAL OSWAL
Asset Management
MUTUAL FUND

BUY RIGHT
SIT TIGHT