

Motilal Oswal Active Momentum Fund

(An open-ended equity scheme following momentum factor theme)

July 2025 (Data as on 30th June, 2025. Allotment Date - 17th March 2025)



INVESTMENT APPROACH

Scheme Name: Motilal Oswal Active Momentum Fund

Investment Objective:

To achieve long term capital appreciation by predominantly investing in equity and equity related instruments by investing through a Momentum factor-based approach for stock selection. However, there can be no assurance that the investment objective of the scheme will be realized.

Benchmark: Nifty 500 TRI

Scheme Details: (Data as on 30th June, 2025)

Regular Growth Plan	11.2208
Regular Plan - IDCW	11.2208
Direct Growth Plan	11.2241
Direct Plan - IDCW	11.2241
Monthly AAUM (30-June-2025) (in Rs Crs.)	91.01
Latest AUM (30-June-2025) (in Rs Crs.)	105.07



KEY FEATURES & PORTFOLIO ATTRIBUTES

Offers exposure to stocks in momentum across Large, Mid and Small Cap. Dynamically adjusting across market caps to capture trending stock opportunities.

Model scores all stocks in the universe monthly, tilting the portfolio toward those exhibiting high momentum to stay aligned with evolving market conditions

Removing under-performing stocks from the momentum selection process, we improve portfolio quality and mitigate downside risk.

Typically used for shorter time frames, aiming to capitalize on ongoing momentum.

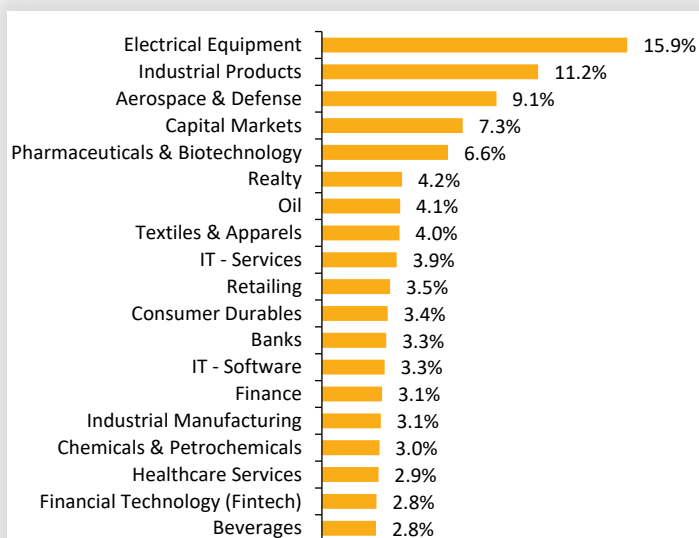


PORTFOLIO ACTIONS IN LAST 1 MONTH

Companies Added:	AU Small Finance Bank Ltd., Amber Enterprises India Ltd., KPR Mill Ltd., Oswal Pumps Ltd., PB Fintech Ltd., Rainbow Childrens Medicare Ltd., Siemens Energy India Ltd., Trent Ltd., Zen Technologies Ltd.
Companies Exited:	Bajaj Holdings & Invst. Ltd., Bharti Airtel Ltd., Coromandel International Ltd., Godfrey Phillips India Ltd., ICICI Bank Ltd., InterGlobe Aviation Ltd., Krishna Institute of Medical Sciences Ltd., Muthoot Finance Ltd., Tata Motors Ltd.

PORTFOLIO & SECTORAL ALLOCATION (Equity)

Top 10 Holdings	(%) of Holding
Multi Commodity Exchange of India Ltd.	4.8
Prestige Estates Projects Ltd.	4.2
Aegis Vopak Terminals Ltd.	4.1
Shaily Engineering Plastics Ltd.	4.0
K.P.R. Mill Ltd.	4.0
Waaree Energies Ltd.	4.0
Affle 3i Ltd.	3.9
Oswal Pumps Ltd.	3.7
Onesource Specialty Pharma Ltd.	3.6
Eternal Ltd.	3.5



Industry classification as recommended by AMFI

MARKET CAPITALIZATION

Market Cap	Weightage (%)
Large Cap	12.8
Mid Cap	41.3
Small Cap	43.4
Cash	2.4

Source: Market Categorization as recommended by AMFI

Risk Ratios

3 Year Data	Strategy
Portfolio Turnover Ratio	0.9

Fund and Co-Fund Manager

For Equity Component

Mr. Ajay Khandelwal

Managing this fund since 17-March-2025

He has a rich experience of more than 18+ years

Mr. Varun Sharma

Managing this fund since 17-March-2025

He has a rich experience of more than 15+ years

Mr. Vishal Ashar

Managing this fund since 17-March-2025

He has a rich experience of more than 18+ years

For Debt Component

Mr. Rakesh Shetty

Managing this fund since 17-March-2025

He has a rich experience of more than 14+ years

Performance of all schemes - Regular Plan

Other Scheme Managed by Fund Manager (Data as on 30th June, 2025)

Name of Fund Manager: Ajay Khandelwal

	1 Year		3 Years		5 Years		Since Inception	
	Scheme Return (%)	Benchmark Return (%)	Scheme Return (%)	Benchmark Return (%)	Scheme Return (%)	Benchmark Return (%)	Scheme Return (%)	Benchmark Return (%)
Top 3								
Motilal Oswal Multi Cap Fund	29.8	5.7	-	-	-	-	35.4	6.4
Motilal Oswal Large Cap Fund	18.1	5.6	-	-	-	-	27.3	13.4
Motilal Oswal Small Cap Fund	16.4	4.6	-	-	-	-	26.0	18.8
Bottom 3								
Motilal Oswal Focused Fund	-4.3	5.6	14.5	22.0	15.2	24.0	12.9	15.5
Motilal Oswal Balanced Advantage Fund	-6.8	7.6	11.6	14.7	8.9	14.7	7.9	11.5
Motilal Oswal Multi Asset Fund	-8.5	10.2	5.2	14.8	-	-	4.0	12.8

Note: Ajay Khandelwal manages 15 schemes of Motilal Oswal Mutual Fund.

Source/Disclaimer : MOAMC . Past performance may or may not be sustained in the future. Performance is for Regular Plan Growth Option. Different plans have different expense structure. In case the number of schemes managed by a fund manager is more than six, performance data of top 3 and bottom 3 schemes managed by fund manager has been provided herein. Period for which scheme's performance has been provided is computed basis last day of the month-end preceding the date of advertisement. Different plans shall have a different expense structure. The performance details provided herein are of Regular plan.

Other Schemes Managed by Fund Manager (Data as on 30th June, 2025)

Name of Fund Manager: Rakesh Shetty

	1 Year		3 Years		5 Years		Since Inception	
	Scheme Return (%)	Benchmark Return (%)	Scheme Return (%)	Benchmark Return (%)	Scheme Return (%)	Benchmark Return (%)	Scheme Return (%)	Benchmark Return (%)
Top 3								
Motilal Oswal Multi Cap Fund	29.8	5.7	-	-	-	-	35.4	6.4
Motilal Oswal Nasdaq Q 50 ETF	20.4	21.7	16.3	17.3	-	-	3.7	4.5
Motilal Oswal Developed Market Ex US ETFs Fund of Funds	19.6	22.6	-	-	-	-	18.8	21.1
Bottom 3								
Motilal Oswal Nifty 200 Momentum 30 ETF	-9.3	-8.8	25.4	26.0	-	-	14.8	15.5
Motilal Oswal Nifty 200 Momentum 30 Index Fund	-9.9	-8.8	24.6	26.0	-	-	14.0	15.5
Motilal Oswal Nifty Realty ETF	-10.7	-10.4	-	-	-	-	13.4	14.5

Note: Rakesh Shetty manages 65 schemes of Motilal Oswal Mutual Fund.

Source/Disclaimer : MOAMC . Past performance may or may not be sustained in the future. Performance is for Regular Plan Growth Option. Different plans have different expense structure. In case the number of schemes managed by a fund manager is more than six, performance data of top 3 and bottom 3 schemes managed by fund manager has been provided herein. Period for which scheme's performance has been provided is computed basis last day of the month-end preceding the date of advertisement. Different plans shall have a different expense structure. The performance details provided herein are of Regular plan.

Performance of all schemes - Direct Plan

Other Schemes Managed by Fund Manager (Data as on 30th June, 2025)

Name of Fund Manager: Ajay Khandelwal

	1 Year		3 Years		5 Years		Since Inception	
	Scheme Return (%)	Benchmark Return (%)	Scheme Return (%)	Benchmark Return (%)	Scheme Return (%)	Benchmark Return (%)	Scheme Return (%)	Benchmark Return (%)
Top 3								
Motilal Oswal Multi Cap Fund	31.7	5.7	-	-	-	-	37.3	6.4
Motilal Oswal Large Cap Fund	19.7	5.6	-	-	-	-	29.1	13.4
Motilal Oswal Small Cap Fund	18.1	4.6	-	-	-	-	27.8	18.8
Bottom 3								
Motilal Oswal Focused Fund	-3.1	5.6	15.8	22.0	16.6	24.0	14.4	15.5
Motilal Oswal Balanced Advantage Fund	-5.6	7.6	13.0	14.7	10.3	14.7	9.2	11.5
Motilal Oswal Multi Asset Fund	-7.2	10.2	6.5	14.8	-	-	5.4	12.8

Note: Ajay Khandelwal manages 15 schemes of Motilal Oswal Mutual Fund.

Source/Disclaimer : MOAMC . Past performance may or may not be sustained in the future. Performance is for Direct Plan Growth Option. Different plans have different expense structure. In case the number of schemes managed by a fund manager is more than six, performance data of top 3 and bottom 3 schemes managed by fund manager has been provided herein. Period for which scheme's performance has been provided is computed basis last day of the month-end preceding the date of advertisement. Different plans shall have a different expense structure. The performance details provided herein are of Regular plan.



Other Schemes Managed by Fund Manager (Data as on 30th June, 2025)

Name of Fund Manager: Rakesh Shetty

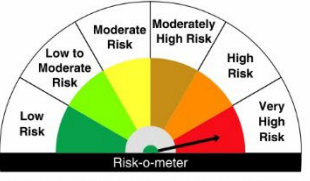

	1 Year		3 Years		5 Years		Since Inception	
	Scheme Return (%)	Benchmark Return (%)	Scheme Return (%)	Benchmark Return (%)	Scheme Return (%)	Benchmark Return (%)	Scheme Return (%)	Benchmark Return (%)
Top 3								
Motilal Oswal Multi Cap Fund	31.7	5.7	-	-	-	-	37.3	6.4
Motilal Oswal Nasdaq Q 50 ETF	20.4	21.7	16.3	17.3	-	-	3.7	4.5
Motilal Oswal Developed Market Ex US ETFs Fund of Funds	20.1	22.6	-	-	-	-	19.2	21.1
Bottom 3								
Motilal Oswal Nifty 200 Momentum 30 Index Fund	-9.3	-8.8	25.5	26.0	-	-	14.8	15.5
Motilal Oswal Nifty 200 Momentum 30 ETF	-9.3	-8.8	25.4	26.0	-	-	14.8	15.5
Motilal Oswal Nifty Realty ETF	-10.7	-10.4	-	-	-	-	13.4	14.5

Note: Rakesh Shetty manages 65 schemes of Motilal Oswal Mutual Fund.



Source/Disclaimer : MOAMC . Past performance may or may not be sustained in the future. Performance is for Direct Plan Growth Option. Different plans have different expense structure. In case the number of schemes managed by a fund manager is more than six, performance data of top 3 and bottom 3 schemes managed by fund manager has been provided herein. Period for which scheme's performance has been provided is computed basis last day of the month-end preceding the date of advertisement. Different plans shall have a different expense structure. The performance details provided herein are of Regular plan.

Name of the scheme	Scheme Riskometer	Benchmark Riskometer Nifty 500 TRI
Motilal Oswal Active Momentum Fund (An open-ended equity scheme following momentum factor theme)		
This product is suitable for investors who are seeking*	The risk of the scheme is Very High	The risk of the Benchmark is Very High
<ul style="list-style-type: none"> Capital appreciation over long term Investing predominantly in equity or equity related instrument that exhibit momentum characteristics. 		



*Investors should consult their financial advisers if in doubt about whether the product is suitable for them.

Name of the scheme	Scheme Riskometer	Benchmark Riskometer NIFTY 100 TRI
Motilal Oswal Large Cap Fund (An open-ended equity scheme predominantly investing in large cap stocks)		
This product is suitable for investors who are seeking*	The risk of the scheme is Very High	The risk of the Benchmark is Very High
<ul style="list-style-type: none"> Long term capital growth Investments in equity and equity related instruments of large cap stocks 		



*Investors should consult their financial advisers if in doubt about whether the product is suitable for them.

Name of the scheme	Scheme Riskometer	Benchmark Riskometer S&P Developed Ex-U.S. BMI Total Return Index
Motilal Oswal Developed Market Ex US ETFs Fund of Funds (An open ended fund of funds scheme investing in units of Global ETFs which track the performance of Developed Markets excluding US)		
This product is suitable for investors who are seeking*	The risk of the scheme is Very High	The risk of the Benchmark is Very High
<ul style="list-style-type: none"> Long term capital appreciation To invest in global ETFs which track the performance of Developed Markets exUS 		



*Investors should consult their financial advisers if in doubt about whether the product is suitable for them.

Name of the scheme	Scheme Riskometer	Benchmark Riskometer Nifty Smallcap 250 TRI
Motilal Oswal Small Cap Fund (An open ended equity scheme predominantly investing in small cap stocks)		
This product is suitable for investors who are seeking*	The risk of the scheme is Very High	The risk of the Benchmark is Very High
<ul style="list-style-type: none"> Long term capital growth. Investing predominantly in equities and equity related instruments of small cap companies 		



*Investors should consult their financial advisers if in doubt about whether the product is suitable for them.

Name of the scheme	Scheme Riskometer	Benchmark Riskometer Nifty 500 TRI
Motilal Oswal Focused Fund (An open ended equity scheme investing in maximum 30 stocks with focus in multi cap space.)		
This product is suitable for investors who are seeking*	The risk of the scheme is Very High	The risk of the Benchmark is Very High
<ul style="list-style-type: none"> Return by investing upto 30 companies with long term sustainable competitive advantage and growth potential Investment in Equity and equity related instruments subject to overall limit of 30 companies 		



*Investors should consult their financial advisers if in doubt about whether the product is suitable for them.

Name of the scheme	Scheme Riskometer	Benchmark riskometer CRISIL Hybrid 50+50 - Moderate TRI
Motilal Oswal Balanced Advantage Fund (An open ended dynamic asset allocation fund)	 <p>The risk of the scheme is Very High</p>	 <p>The risk of the Benchmark is High</p>
This product is suitable for investors who are seeking* <ul style="list-style-type: none"> Long term capital appreciation Investment in equity, derivatives and debt instruments 		



*Investors should consult their financial advisers if in doubt about whether the product is suitable for them.

Name of the scheme	Scheme Riskometer	Benchmark riskometer 50% Nifty 500 TRI + 35% CRISIL Short Term Bond Fund Index + 13% Domestic Price of Gold + 2% Domestic Price of Silver.
Motilal Oswal Multi Asset Fund (An open ended scheme investing in Equity including Index Funds/Equity ETFs, Gold ETFs and Silver ETFs, International Equity ETF and Stocks, Debt & Money Market Instruments.)	 <p>The risk of the scheme is High</p>	 <p>The risk of the Benchmark is High</p>
This product is suitable for investors who are seeking* <ul style="list-style-type: none"> Long term capital appreciation by investing in a diversified portfolio Investing in Equity including Index Funds/Equity ETFs, Gold ETFs and Silver ETFs, International Equity ETF and Stocks, Debt & Money Market Instruments 		



*Investors should consult their financial advisers if in doubt about whether the product is suitable for them.

Name of the scheme	Scheme Riskometer	Benchmark Riskometer Nifty 200 Momentum 30 TRI
Motilal Oswal Nifty 200 Momentum 30 Index Fund (An open ended fund replicating / tracking the Nifty 200 Momentum 30 Total Return Index)	 <p>The risk of the scheme is Very High</p>	 <p>The risk of the Benchmark is Very High</p>
This product is suitable for investors who are seeking* <ul style="list-style-type: none"> Return that corresponds to the performance of Nifty 200 Momentum 30 Index subject to tracking error Long term capital growth 		



*Investors should consult their financial advisers if in doubt about whether the product is suitable for them.

Name of the scheme	Scheme Riskometer	Benchmark Riskometer Nifty 200 Momentum 30 TRI
Motilal Oswal Nifty 200 Momentum 30 ETF (An open ended fund replicating / tracking the Nifty 200 Momentum 30 TRI)	 <p>The risk of the scheme is Very High</p>	 <p>The risk of the Benchmark is Very High</p>
This product is suitable for investors who are seeking* <ul style="list-style-type: none"> Return that corresponds to the performance of the Nifty 200 Momentum 30 Total Return Index subject to tracking error Long term capital growth 		



*Investors should consult their financial advisers if in doubt about whether the product is suitable for them.

Name of the scheme	Scheme Riskometer	Benchmark Riskometer Nifty Realty TRI
Motilal Oswal Nifty Realty ETF (An open-ended scheme replicating/tracking the Nifty Realty TR Index)		
This product is suitable for investors who are seeking*	The risk of the scheme is Very High	The risk of the Benchmark is Very High
<ul style="list-style-type: none"> Return that corresponds to the performance of Nifty Realty TR Index subject to tracking error. Long term capital growth 		

*Investors should consult their financial advisers if in doubt about whether the product is suitable for them.

Name of the scheme	Scheme Riskometer	Benchmark Riskometer NASDAQ Q-50 TRI
Motilal Oswal Nasdaq Q 50 ETF (An open ended scheme replicating/tracking NASDAQ Q-50 TRI)		
This product is suitable for investors who are seeking*	The risk of the scheme is Very High	The risk of the Benchmark is Very High
<ul style="list-style-type: none"> Return that corresponds to the performance of the NASDAQ Q-50 Total Return Index subject to tracking error and forex movement Long term capital growth 		

*Investors should consult their financial advisers if in doubt about whether the product is suitable for them.

Name of the scheme	Scheme Riskometer	Benchmark Riskometer NIFTY 500 Multicap 50:25:25 Index TR
Motilal Oswal Multi Cap Fund (An open-ended equity scheme investing across large cap, mid cap, small cap stocks)		
This product is suitable for investors who are seeking*	The risk of the scheme is Very High	The risk of the Benchmark is Very High
<ul style="list-style-type: none"> Long term capital growth Investments in equity and equity related instruments across large cap, mid cap, small cap stocks 		

*Investors should consult their financial advisers if in doubt about whether the product is suitable for them.

Source: Internal Analysis; The stocks mentioned herein are for general and comparison purpose only and not a complete disclosure of every material fact. The performance of the above stocks may or may not be sustained in future. It should not be construed as investment advice to any party. The stock prices are adjusted for corporate action.

Disclaimers and Risk Factors: The performance of schemes of Motilal Oswal Mutual Fund is Benchmarked to the Total Return variant of respective Index chosen as Benchmark as against Price Return variant of respective Benchmark Index. In case, the start/end date of the concerned period is non business date (NBD), the NAV of the previous date is considered for computation of returns. The NAV per unit shown in the table is as on the start date of the said period. Past performance may or may not be sustained in the future. Performance is for Regular & Direct Plan Growth Option. Different plans have different expense structure. Mr. Varun Sharma has been appointed as the Fund Manager for equity component with effect from 17-March-2025, Mr. Vishal Ashar has been appointed as the Fund Manager for equity component with effect from 17-March-2025, Mr. Ajay Khandelwal has been appointed as the Fund Manager for equity component with effect from 17-March-2025, Mr. Rakesh Shetty has been appointed for debt component with effect from 17-March-2025. Kindly refer to the website www.motilaloswalmf.com to see the performance of the funds managed by the same Fund Manager

Mutual Fund Investments are subject to market risks, read all scheme related documents carefully