

Motilal Oswal Multi Asset Fund

(An open ended scheme investing in Equity including Index Funds/Equity ETFs, Gold ETFs and Silver ETFs, International Equity ETF and Stocks, Debt & Money Market Instruments.)

MOTILAL OSWAL

MUTUAL FUND

March 2024 (Data as on 31th March 2024. Inception date - 4th August 2020)



INVESTMENT APPROACH

Scheme Name: Motilal Oswal Multi Asset Fund

Investment Objective:

The investment objective is to generate long term capital appreciation by investing in Equity including Index Funds/Equity ETFs, Gold ETFs and Silver ETFs, International Equity ETF and Stocks, Debt & Money Market Instruments. However, there can be no assurance or guarantee that the investment objective of the Scheme would be achieved.

Benchmark: 35% Nifty 500 TRI + 50% CRISIL Short Term Bond Fund Index + 13% Domestic Price of Gold + 2% Domestic Price of Silver.

Scheme Details: (Data as on 31st March, 2024)

Regular Growth Plan	12.5768
Direct Growth Plan	13.2008
Monthly AAUM (31-Mar-2024) (in Rs Crs.)	101.46
Latest AUM (31-Mar-2024) (in Rs Crs.)	100.61



KEY FEATURES & PORTFOLIO ATTRIBUTES

All weather fund investing in 5 asset classes namely, domestic equity, international equity, gold, Silver and debt.

Domestic equity: Large cap oriented portfolio with QGLP;
Fixed Income: Pristine Quality AAA rated papers;
International Equity: S&P 500; Gold: Gold ETF, Silver: Silver ETF

Low correlation among asset classes aids in balancing risk

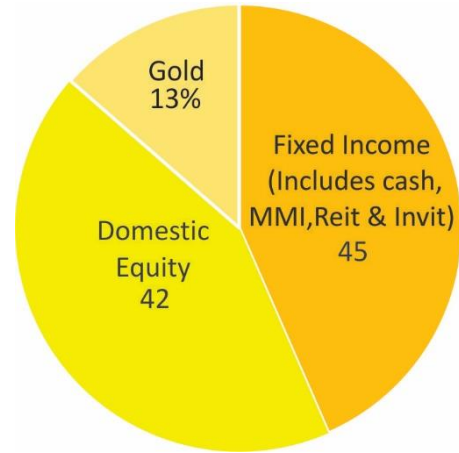


PORTFOLIO ACTIONS IN LAST 3 MONTH

Companies Added:	-
Companies Exited:	Maruti Suzuki India Limited.

ASSET ALLOCATION

Asset Allocation	Weightage (%)
Equity	41.8%
Bonds & NCDs	29.5%
Exchange Traded Funds	13.5%
State Government Securities	6.8%
Cash & Cash Equivalents	8.5%
Total	100.0



Industry classification as recommended by AMFI

MARKET CAPITALIZATION

Market Cap	Weightage (%)
Large Cap	28.1%
Mid Cap	30.9%
Small Cap	42.6%

Source: Market Categorization as recommended by AMFI

RATING

Rating	Weightage (%)
AAA	24.6%
AA+	4.9%
SOV	6.8
Cash & Equivalents	8.5%

Mutual Fund Investments are subject to market risks, read all scheme related documents carefully

THINK EQUITY
THINK MOTILAL OSWAL

MOTILAL OSWAL
Asset Management
MUTUAL FUND

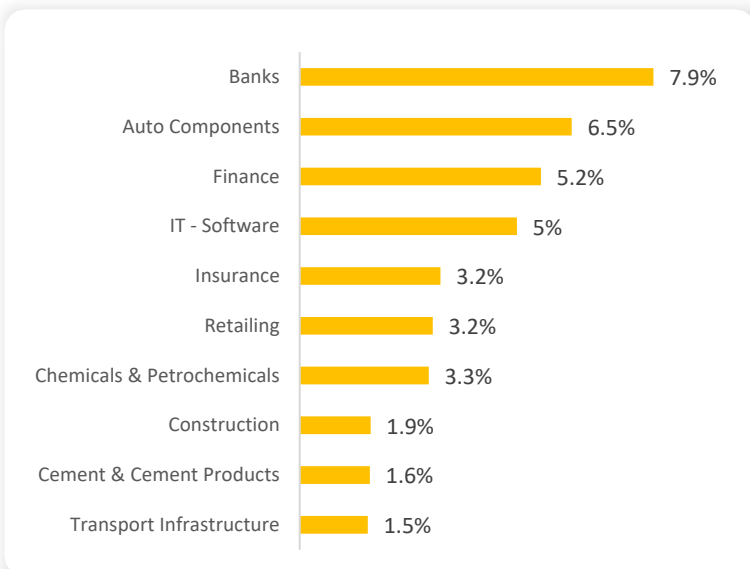
BUY RIGHT
SIT TIGHT

March 2024 (Data as on 31st March, 2024. Inception date - 4th August 2020)

Returns in %	1 Year		3 Years		Since Inception	
	CAGR (%)	Rs. 10,000	CAGR (%)	Rs. 10,000	CAGR (%)	Rs. 10,000
Motilal Oswal Multi Asset Fund	16.2	11,614	6.9	12,204	6.5	12,576
Customised Benchmark	15.8	11,575	10.8	13,604	11.6	14,923
Nifty 50 TRI	30.3	13,008	16.3	15,736	22.5	20,966

Source: Internal Analysis. The above is used to explain the concept and is for illustration purpose only and should not be used for development or implementation of an investment strategy. Past performance may or may not be sustained in future.

SECTORAL ALLOCATION



Industry classification as recommended by AMFI

Fund Manager

For Equity Component

Mr. Santosh Singh

Managing this fund w.e.f. Jan 01, 2022

He has overall 15 years of experience.

For Debt & Gold Component

Mr. Rakesh Shetty

Managing this fund since 22-Nov-2022

He has a rich experience of more than 14 years

For International Equity

Mr. Ankush Sood

He has been appointed as the Fund Manager

for Foreign securities w.e.f. August 25, 2021.

Mutual Fund Investments are subject to market risks, read all scheme related documents carefully

THINK EQUITY
THINK MOTILAL OSWAL

BUY RIGHT
SIT TIGHT

PORTFOLIO & SECTORAL ALLOCATION

Top 10 Holdings	(%) of Holding
Fino Payments Bank Limited	5.9%
Religare Enterprises Limited	5.2%
ZF Commercial Vehicle Control Systems India Limited	3.5%
Archean Chemical Industries Limited	3.3%
Star Health And Allied Insurance Company Limited	3.2%
FSN E-Commerce Ventures Limited	3.2%
Samvardhana Motherson International Limited	3.0%
Larsen & Toubro Limited	1.9%
Infosys Limited	1.8%
Tata Consultancy Services Limited	1.8%

DEBT ALLOCATION

Bonds/NCDs	Weightage %
Kotak Mahindra Prime Limited	5.0%
LIC Housing Finance Limited	5.0%
HDB Financial Services Limited	4.9%
Power Finance Corporation Limited	4.9%
Muthoot Finance Limited	4.9%
HDFC Bank Limited	4.8%

Gold Allocation

ETFs	Weightage %
ICICI Prudential Gold ETF	13.45%

Other Scheme Managed by Fund Manager (Data as on 28th March, 2024)

Name of Fund Manager: Santosh Singh

	1 Year		3 Years		5 Years		Since Inception	
	Scheme Return (%)	Benchmark Return (%)	Scheme Return (%)	Benchmark Return (%)	Scheme Return (%)	Benchmark Return (%)	Scheme Return (%)	Benchmark Return (%)
Motilal Oswal Balance Advantage Fund	32.8	22.8	9.8	12.1	9.6	12.7	9.2	11.6
Motilal Oswal Focused Fund	30.7	40.7	11.5	19.3	13.9	17.2	13.9	15.7

Note: Santosh Singh manages 3 schemes of Motilal Oswal Mutual Fund.

Source/Disclaimer : MOAMC . Past performance may or may not be sustained in the future. Performance is for Regular Plan Growth Option. Different plans have different expense structure. In case the number of schemes managed by a fund manager is more than six, performance data of top 3 and bottom 3 schemes managed by fund manager has been provided herein. Period for which scheme's performance has been provided is computed basis last day of the month-end preceding the date of advertisement. Different plans shall have a different expense structure. The performance details provided herein are of Regular plan.

Other Schemes Managed by Fund Manager (Data as on 28th March, 2024)

Name of Fund Manager: Rakesh Shetty

	1 Year		3 Years		5 Years		Since Inception	
	Scheme Return (%)	Benchmark Return (%)	Scheme Return (%)	Benchmark Return (%)	Scheme Return (%)	Benchmark Return (%)	Scheme Return (%)	Benchmark Return (%)
Top 3								
Motilal Oswal S&P BSE Enhanced Value ETF	91.7	92.9	-	-	-	-	66.0	67.0
Motilal Oswal S&P BSE Enhanced Value Index Fund	88.9	92.9	-	-	-	-	63.5	67.0
Motilal Oswal Nifty 200 Momentum 30 ETF	69.8	70.5	-	-	-	-	22.3	23.0
Bottom 3								
Motilal Oswal 5 Year G-Sec Fund of Fund	7.1	7.7	-	-	-	-	4.7	5.3
Motilal Oswal Liquid Fund	6.7	7.3	5.0	5.5	4.6	5.3	4.7	5.4
Motilal Oswal Ultra Short Term Fund	6.0	7.8	4.2	6.0	4.4	6.2	4.1	7.3

Note: Rakesh Shetty manages 32 schemes of Motilal Oswal Mutual Fund.

Source/Disclaimer : MOAMC . Past performance may or may not be sustained in the future. Performance is for Regular Plan Growth Option. Different plans have different expense structure. In case the number of schemes managed by a fund manager is more than six, performance data of top 3 and bottom 3 schemes managed by fund manager has been provided herein. Period for which scheme's performance has been provided is computed basis last day of the month-end preceding the date of advertisement. Different plans shall have a different expense structure. The performance details provided herein are of Regular plan.

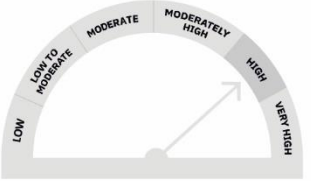

Other Schemes Managed by Fund Manager (Data as on 28th March, 2024)

Name of Fund Manager: Ankush Sood

	1 Year		3 Years		5 Years		Since Inception	
	Scheme Return (%)	Benchmark Return (%)	Scheme Return (%)	Benchmark Return (%)	Scheme Return (%)	Benchmark Return (%)	Scheme Return (%)	Benchmark Return (%)
Top 3								
Motilal Oswal Midcap Fund	60.8	57.9	34.7	26.6	25.5	23.3	22.8	22.7
Motilal Oswal Flexi Cap Fund	54.8	40.7	15.2	19.3	13.1	17.2	17.2	15.7
Motilal Oswal Large and Midcap Fund	51.8	46.3	24.3	21.8	-	-	23.5	23.4
Bottom 3								
Motilal Oswal S&P 500 Index Fund	31.8	33.9	14.7	16.6	-	-	18.8	21.1
Motilal Oswal Focused Fund	30.7	40.7	11.5	19.3	13.9	17.2	13.9	15.7
Motilal Oswal Nasdaq Q 50 ETF	18.9	20.0	-	-	-	-	-1.4	-0.7

Note: Ankush Sood manages 11 schemes of Motilal Oswal Mutual Fund.

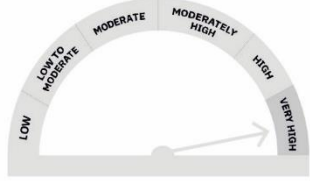
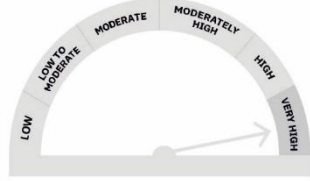
Source/Disclaimer : MOAMC . Past performance may or may not be sustained in the future. Performance is for Regular Plan Growth Option. Different plans have different expense structure. In case the number of schemes managed by a fund manager is more than six, performance data of top 3 and bottom 3 schemes managed by fund manager has been provided herein. Period for which scheme's performance has been provided is computed basis last day of the month-end preceding the date of advertisement. Different plans shall have a different expense structure. The performance details provided herein are of Regular plan.

<p>Name of the scheme</p> <p>Motilal Oswal Multi Asset Fund (An open ended scheme investing in Equity including Index Funds/Equity ETFs, Gold ETFs and Silver ETFs, International Equity ETF and Stocks, Debt & Money Market Instruments.)</p> <p>This product is suitable for investors who are seeking*</p> <ul style="list-style-type: none"> • Long term capital appreciation by investing in a diversified portfolio. • Investing in Equity including Index Funds/Equity ETFs, Gold ETFs and Silver ETFs, International Equity ETF and Stocks, Debt & Money Market Instruments. 	<p>Scheme Riskometer</p>  <p>Investors understand that their principal will be at High risk</p>	<p>Benchmark Riskometer 35% Nifty 500 TRI + 50% CRISIL Short Term Bond Fund Index + 13% Domestic Price of Gold + 2% Domestic Price</p>  <p>Investors understand that their principal will be at High risk</p>
--	--	---


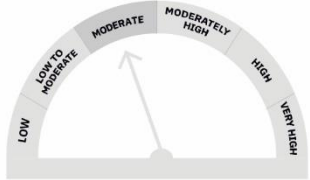
*Investors should consult their financial advisers if in doubt about whether the product is suitable for them.

<p>Name of the scheme</p> <p>Motilal Oswal Balanced Advantage Fund (Formerly known as Motilal Oswal Dynamic Fund) (An open ended dynamic asset allocation fund)</p> <p>This product is suitable for investors who are seeking*</p> <ul style="list-style-type: none"> • Long-term capital growth • Investment in equity, derivatives and debt instruments 	<p>Scheme Riskometer</p>  <p>Investors understand that their principal will be at Very High risk</p>	<p>Benchmark Riskometer CRISIL Hybrid 50 + 50 - Moderate Index</p>  <p>Investors understand that their principal will be at High risk</p>
---	---	---

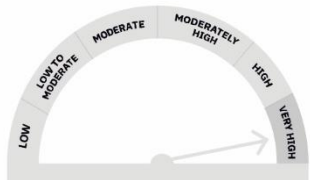
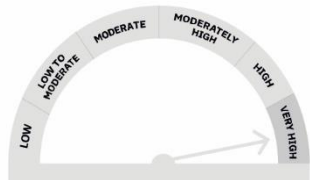
*Investors should consult their financial advisers if in doubt about whether the product is suitable for them.

<p>Name of the scheme</p> <p>Motilal Oswal Nasdaq Q 50 ETF (An open ended scheme replicating/tracking NASDAQ Q-50 TRI)</p> <p>This product is suitable for investors who are seeking*</p> <ul style="list-style-type: none"> • Returns that corresponds generally to the performance of the NASDAQ Q-50 TRI, subject to tracking error. • Long term capital growth. 	<p>Scheme Riskometer</p>  <p>Investors understand that their principal will be at Very High risk</p>	<p>Benchmark Riskometer NASDAQ Q-50 TRI</p>  <p>Investors understand that their principal will be at Very High risk</p>
---	--	--

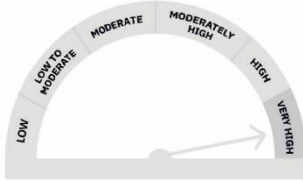
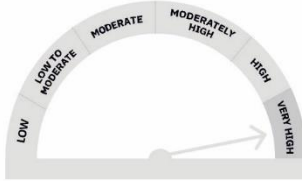
*Investors should consult their financial advisers if in doubt about whether the product is suitable for them.

<p>Name of the scheme</p> <p>Motilal Oswal Ultra Short Term Fund (An open ended ultra-short term debt scheme investing in instruments such that the Macaulay duration of the portfolio is between 3 months and 6 months (A Relatively Low Interest Rate Risk and Moderate Credit Risk))</p> <p>This product is suitable for investors who are seeking*</p> <ul style="list-style-type: none"> • Optimal returns consistent with moderate levels of risk • Investment in debt securities and money market securities with Macaulay duration of the portfolio between 3 months and 6 months. 	<p>Scheme Riskometer</p>  <p>Investors understand that their principal will be at Low to Moderate risk</p>	<p>Benchmark Riskometer CRISIL Ultra Short Duration Debt B-1 Index</p>  <p>Investors understand that their principal will be at Moderate risk</p>
--	---	---

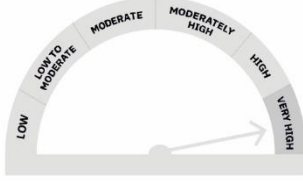
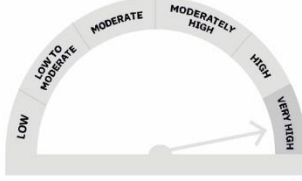
*Investors should consult their financial advisers if in doubt about whether the product is suitable for them.

<p>Name of the scheme</p> <p>Motilal Oswal Midcap Fund (Formerly known as Motilal Oswal Midcap 30 Fund) (An open ended equity scheme predominantly investing in mid cap stocks)</p> <p>This product is suitable for investors who are seeking*</p> <ul style="list-style-type: none"> • Long-term capital growth • Investment in equity and equity related instruments in quality mid-cap companies having long-term competitive advantages and potential for growth. 	<p>Scheme Riskometer</p>  <p>Investors understand that their principal will be at Very High risk</p>	<p>Benchmark Riskometer Nifty Midcap 150 TRI</p>  <p>Investors understand that their principal will be at Very High risk</p>
---	---	--


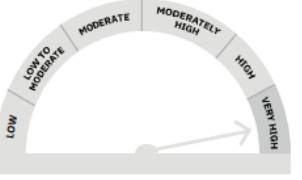
*Investors should consult their financial advisers if in doubt about whether the product is suitable for them.

Name of the scheme	Scheme Riskometer	Benchmark Riskometer NASDAQ 100 TRI
Motilal Oswal Nasdaq 100 Fund of Fund (An open ended fund of fund scheme investing in Motilal Oswal Nasdaq 100 ETF)		
This product is suitable for investors who are seeking*		
<ul style="list-style-type: none"> Long term capital appreciation Return that corresponds generally to the performance of the Scheme, Motilal Oswal Nasdaq 100 ETF through investment in units of Motilal Oswal Nasdaq 100 ETF. 	Investors understand that their principal will be at Very High risk	Investors understand that their principal will be at Very High risk

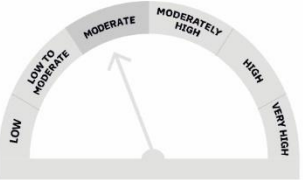
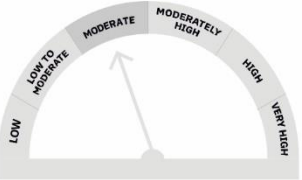
*Investors should consult their financial advisers if in doubt about whether the product is suitable for them.

Name of the scheme	Scheme Riskometer	Benchmark Riskometer NASDAQ 100 TRI
Motilal Oswal Nasdaq 100 ETF (An open ended scheme replicating/tracking NASDAQ-100 Index)		
This product is suitable for investors who are seeking*		
<ul style="list-style-type: none"> Return that corresponds generally to the performance of the Nasdaq-100 Index, subject to tracking error Investment in equity securities of NASDAQ-100 Index 	Investors understand that their principal will be at Very High risk	Investors understand that their principal will be at Very High risk

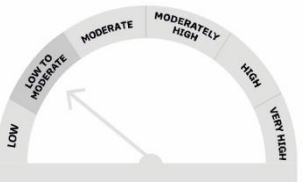

*Investors should consult their financial advisers if in doubt about whether the product is suitable for them.

Name of the scheme	Scheme Riskometer	Benchmark Riskometer Nifty 500 TRI
Motilal Oswal Focused Fund (Formerly known as Motilal Oswal Focused 25 Fund) (An open ended equity scheme investing in maximum 30 stocks intending to focus on Large Cap.)		
This product is suitable for investors who are seeking*		
<ul style="list-style-type: none"> Return by investing upto 30 companies with long term sustainable competitive advantage and growth potential. Investment in Equity and equity related instruments subject to overall limit of 30 companies. 	Investors understand that their principal will be at Very High risk	Investors understand that their principal will be at Very High risk

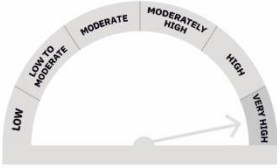
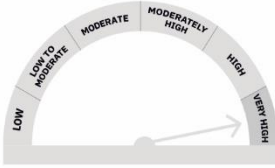
*Investors should consult their financial advisers if in doubt about whether the product is suitable for them.

Name of the scheme	Scheme Riskometer	Benchmark Riskometer Nifty 5 yr Benchmark G-Sec Index
Motilal Oswal 5 Year G – Sec Fund of Fund (An open ended fund of funds scheme investing in units of Motilal Oswal Nifty 5 Year G-Sec ETF(A relatively high interest rate risk and relatively Low credit risk.))		
This product is suitable for investors who are seeking*		
<ul style="list-style-type: none"> Long term capital appreciation Return that corresponds generally to the performance of the Scheme, Motilal Oswal 5 Year G-Sec Fund of Fund through investment in units of Motilal Oswal Nifty 5 YR Benchmark G-Sec ETF. 	Investors understand that their principal will be at Moderate risk	Investors understand that their principal will be at Moderate risk

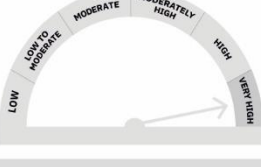
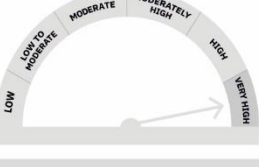
*Investors should consult their financial advisers if in doubt about whether the product is suitable for them.

Name of the scheme	Scheme Riskometer	Benchmark Riskometer CRISIL Liquid Debt A-I Index
Motilal Oswal Liquid Fund (An open ended liquid fund (A relatively low interest rate risk and relatively low credit risk))		
This product is suitable for investors who are seeking*		
<ul style="list-style-type: none"> Regular income over short term Investment in money market securities 	Investors understand that their principal will be at Low to Moderate risk	Investors understand that their principal will be at Low to Moderate risk

*Investors should consult their financial advisers if in doubt about whether the product is suitable for them.

Name of the scheme	Scheme Riskometer	S&P BSE Enhanced Value Total Return Index
Motilal Oswal S&P BSE Enhanced Value Index Fund (An open ended fund replicating / tracking the S&P BSE Enhanced Value Total Return Index)		
This product is suitable for investors who are seeking*	Investors understand that their principal will be at Very High risk	
<ul style="list-style-type: none"> Return that corresponds to the performance of S&P BSE Enhanced Value Index subject to tracking error. Long term capital growth. 		

*Investors should consult their financial advisers if in doubt about whether the product is suitable for them.

Name of the scheme	Scheme Riskometer	S&P BSE Enhanced Value Total Return Index
Motilal Oswal S&P BSE Enhanced Value ETF (An open ended scheme replicating / tracking the S&P BSE Enhanced Value Total Return Index) BSE Scrip Code and NSE Symbol: (BSE:543576, NSE: MOVALUE)		
This product is suitable for investors who are seeking*	Investors understand that their principal will be at Very High risk	
<ul style="list-style-type: none"> Return that corresponds to the performance of S&P BSE Enhanced Value Total Return Index subject to tracking error. Long term capital growth. 		

*Investors should consult their financial advisers if in doubt about whether the product is suitable for them.

Motilal Oswal 5 Year G-Sec Fund of Fund

Potential Risk Class Matrix			
Credit Risk of the scheme→	Relatively Low (Class A: CRV >=12)	Moderate (Class B : CRV >=10)	Relatively High (Class C: CRV <10)
Max Interest Rate Risk of the scheme↓			
Relatively Low Class I: (MD<=1 year)			
Moderate Class II: (MD<=3 years)			
Relatively High Class III: Any Macaulay duration	A-III		

Motilal Oswal Ultra Short Term Fund

Potential Risk Class Matrix			
Credit Risk of the scheme→	Relatively Low (Class A: CRV >=12)	Moderate (Class B : CRV >=10)	Relatively High (Class C: CRV <10)
Max Interest Rate Risk of the scheme↓			
Relatively Low Class I: (MD<=1 year)		B-I	
Moderate Class II: (MD<=3 years)			
Relatively High Class III: Any Macaulay duration			

Motilal Oswal Liquid Fund

Potential Risk Class Matrix			
Credit Risk of the scheme→	Relatively Low (Class A: CRV >=12)	Moderate (Class B : CRV >=10)	Relatively High (Class C: CRV <10)
Max Interest Rate Risk of the scheme↓			
Relatively Low Class I: (MD<=1 year)	A-I		
Moderate Class II: (MD<=3 years)			
Relatively High Class III: Any Macaulay duration			

Source: Internal Analysis; The stocks mentioned herein are for general and comparison purpose only and not a complete disclosure of every material fact. further, the above is used to explain the concept and is for illustration purpose only and should not used for development or implementation of an investment strategy. Past performance may or may not be sustained in future.

Disclaimers and Risk Factors: The performance of schemes of Motilal Oswal Mutual Fund is Benchmarked to the Total Return variant of respective Index chosen as Benchmark as against Price Return variant of respective Benchmark Index. In case, the start/end date of the concerned period is non business date (NBD), the NAV of the previous date is considered for computation of returns. The NAV per unit shown in the table is as on the start date of the said period. Past performance may or may not be sustained in the future. Performance is for Regular Plan Growth Option. Different plans have different expense structure. Mr.Santosh Singh has been appointed as the Fund Manager for equity component with effect from 01-Jan-2022, Mr. Rakesh Shetty for Debt & Gold component managing this with effect 22-Nov-2022 & Mr. Ankush Sood for International Equity for Foreign securities managing this fund August 25, 2021. Kindly refer to the website www.motilaloswalmf.com to see the performance of the funds managed by the same Fund Manager

Mutual Fund Investments are subject to market risks, read all scheme related documents carefully