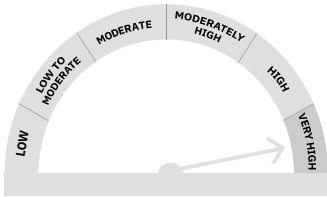
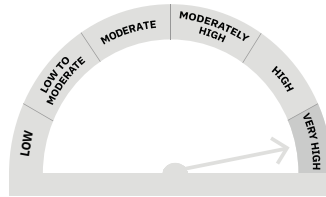


# — Move with the markets



## Motilal Oswal Nifty 200 Momentum 30 Index Fund



Name of the scheme	Scheme Riskometer	Benchmark Riskometer Nifty 200 Momentum 30 TRI
Motilal Oswal Nifty 200 Momentum 30 Index Fund (An open ended fund replicating / tracking the Nifty 200 Momentum 30 Total Return Index)		
<b>This product is suitable for investors who are seeking*</b> <ul style="list-style-type: none"><li>• Return that corresponds to the performance of Nifty 200 Momentum 30 Total Return Index subject to tracking error</li><li>• Long term capital growth</li></ul>	Investors understand that their principal will be at Very High risk	

\*Investors should consult their financial advisers if in doubt about whether the product is suitable for them.

**Mutual Fund investments are subject to market risks, read all scheme related documents carefully**

# Motilal Oswal Nifty 200 Momentum 30 Index Fund

## About Nifty 200 Momentum 30 Index

The Nifty200 Momentum 30 Index aims to track the performance of the top 30 companies within the Nifty 200 selected based on their Normalised Momentum Score.

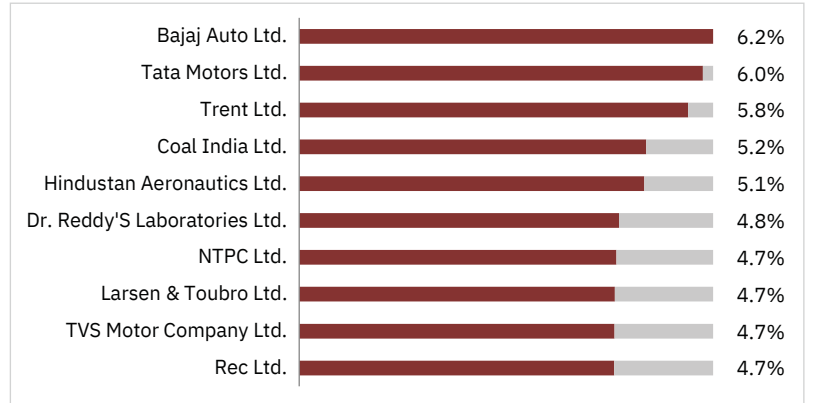
## Key Attributes of Nifty 200 Momentum 30 Index



## Index Performance (Annualised)

Period	Returns	Volatility
1 Year	70.0%	14.3%
3 Year	28.6%	18.4%
5 Year	23.6%	20.8%
7 Year	21.5%	19.2%
10 Year	23.7%	18.9%
15 Year	22.9%	18.4%

## Index: Top 10 Stocks



Source: www.niftyindices.com; Performance Data as of close of 31-Mar-2009 to 28-Mar-2024. All performance data in INR. Hypothetical performance results may have inherent limitations and no representation is being made that any investor will, or is likely to achieve the performance similar to that shown. Past performance may or may not be sustained in future. Composition Source/Disclaimer: NSE; Data as of 28-Mar-2024; the stocks mentioned above are used to explain the concept. The stocks may or may not be part of our portfolio/strategy/schemes. The above table/graph is used to explain the concept and is for illustration purpose only. It should not be used for development or implementation of any investment strategy.

## Index: Top 5 Sectors







Source: NSE; Data as of 28-Mar-2024; Sectors - Macro Economic Sectors as per AMFI Industry Classification; the stocks/sectors mentioned above are used to explain the concept and is for illustration purpose only. It should not be used for development or implementation of any investment strategy. It should not be construed as an investment advice to any party. The stocks/sectors may or may not be part of our portfolio/strategy/schemes. Past performance may or may not be sustained in future.





## Index SIP Returns (SIP Amount of ₹ 10,000/- per month)

Description	1 Year	3 Years	5 Years	7 Years	10 Years
Returns	71.7%	31.6%	29.6%	24.6%	22.8%
Amount Invested	1,20,000	3,60,000	6,00,000	8,40,000	12,00,000
Market Value	1,61,775	5,63,402	12,39,137	20,13,057	39,99,196

Data as of close of 28-Mar-2024. For SIP returns, monthly investment of INR 10,000/- invested on the first business day of every month has been considered. All performance data in INR. Hypothetical performance results may have inherent limitations and no representation is being made that any investor will, or is likely to achieve the performance similar to that shown. The above is for illustration purpose only. The SIP amount, tenure of SIP, expected rate of return are assumed figures for the purpose of explaining the concept of advantages of SIP investments. The actual result may vary from depicted results depending on the scheme selected. It should not be construed to be indicative of scheme performance in any manner. The above are not scheme SIP returns, but simulation of index SIP returns. Past performance may or may not be sustained in future.

## About Motilal Oswal Nifty 200 Momentum 30 Index Fund

-  **Type of Scheme**  
An open ended scheme replicating/tracking Nifty200 Momentum 30 Index
-  **Minimum application amount**  
Lumpsum and SIP- Rs 500 & in multiples of Re. 1/- thereafter
-  **Inception date**  
10<sup>th</sup> Feb 2022
-  **Benchmark**  
Nifty200 Momentum 30 TR Index

-  **Investment Objective**  
The investment objective of the scheme is to provide returns that, before expenses, correspond to the total returns of the securities as represented by Nifty200 Momentum 30 TRI, subject to tracking error. However, there is no guarantee or assurance that the investment objective of the scheme will be achieved
-  **Exit Load**  
1% if redeemed on or before 15 days from allotment date, Nil if redeemed after 15 days from allotment date
-  **Fund Manager**  
Mr. Swapnil Mayekar & Mr. Rakesh Shetty (for debt component)
-  **Total Expense ratio**  
Regular- 1.01%,  
Direct- 0.33%

# Motilal Oswal Nifty 200 Momentum 30 Index Fund Performance

	1 Year		Since Inception	
	CAGR (%)	Current Value of Investment of ₹ 10,000	CAGR (%)	Current Value of Investment of ₹ 10,000
Scheme	68.4	16,796	21.4	15,106
Nifty200 Momentum 30 TR Index	70.5	16,997	23.0	15,529
Nifty 50 TRI	30.3	13,008	13.1	12,996
NAV (₹) Per Unit (15.1060: as on 28-March-2024)	8.9936		10.0000	

Source/Disclaimer : MOAMC; Data as of 28-Mar-24. The NAV per unit shown in the table is as on the start date of the said period. Past performance may or may not be sustained in the future. Performance is for Regular Plan Growth Option. Different plans have different expense structure. Mr. Swapnil Mayekar is the Fund Manager since inception and he manages 21 schemes of Motilal Oswal Mutual Fund. Mr. Rakesh Shetty is the Fund Manager for Debt component since Nov 22, 22 and he manages 30 schemes of Motilal Oswal Mutual Fund.

## Other Schemes Managed by Fund Manager

Name of Fund Manager: Swapnil Mayekar						
	1 Year		3 Year		5 Year	
	Scheme Return (%)	Benchmark Return (%)	Scheme Return (%)	Benchmark Return (%)	Scheme Return (%)	Benchmark Return (%)
Motilal Oswal S&P BSE Enhanced Value ETF	91.7	92.9	-	-	-	-
Motilal Oswal S&P BSE Enhanced Value Index Fund	88.9	92.9	-	-	-	-
Motilal Oswal Nifty 200 Momentum 30 ETF	69.8	70.5	-	-	-	-
Motilal Oswal Nifty Bank Index Fund	15.9	17.1	11.8	13.0	-	-
Motilal Oswal Nifty 50 Index Fund	29.5	30.3	15.6	16.3	-	-
Motilal Oswal Nifty 50 ETF (Formerly known as Motilal Oswal M50 ETF)	30.2	30.3	16.3	16.3	15.0	15.3

**Note:** Swapnil Mayekar manages 21 schemes of Motilal Oswal Mutual Fund.

Name of Fund Manager: Rakesh Shetty						
	1 Year		3 Year		5 Year	
	Scheme Return (%)	Benchmark Return (%)	Scheme Return (%)	Benchmark Return (%)	Scheme Return (%)	Benchmark Return (%)
Motilal Oswal S&P BSE Enhanced Value ETF#	91.7	92.9	-	-	-	-
Motilal Oswal S&P BSE Enhanced Value Index Fund#	88.9	92.9	-	-	-	-
Motilal Oswal Nifty 200 Momentum 30 ETF#	69.8	70.5	-	-	-	-
Motilal Oswal Ultra Short Term Fund	6.0	7.8	4.2	6.0	4.4	6.2
Motilal Oswal Liquid Fund	6.7	7.3	5.0	5.5	4.6	5.3
Motilal Oswal Nifty 5 Year G-Sec Fund of Fund	7.1	7.7	-	-	-	-

**Note:** Rakesh Shetty manages 30 schemes of Motilal Oswal Mutual Fund.

Source/Disclaimer : MOAMC, Data as of 28-Mar-24. #Only the Debt component is managed by Rakesh Shetty. Past performance may or may not be sustained in the future. Performance is for Regular Plan Growth Option. Different plans have different expense structure. In case the number of schemes managed by a fund manager is more than six, performance data of top 3 and bottom 3 schemes managed by fund manager has been provided herein. Period for which scheme's performance has been provided is computed basis last day of the month-end preceding the date of advertisement.