

Motilal Oswal Dynamic Fund

(An open ended dynamic asset allocation fund)

September 2022 (Data as on 31st August 2022. Inception date - 27th September 2016)



INVESTMENT APPROACH

Scheme Name: Motilal Oswal Dynamic Fund

Investment Objective:

The investment objective is to generate long term capital appreciation by investing in equity and equity related instruments including equity derivatives, debt, money market instruments and units issued by REITs and InvITs. However, there can be no assurance or guarantee that the investment objective of the Scheme would be achieved.

Benchmark: CRISIL Hybrid 50 + 50 - Moderate Index

Scheme Details:

Regular Growth Plan	15.4950
Regular Plan - Quarterly IDCW	11.4371
Regular Plan - Annual IDCW	13.2095
Direct Growth Plan	16.6086
Direct Plan - Quarterly IDCW	11.7847
Direct Plan - Annual IDCW	13.5879
Monthly AAUM	840.79
Latest AUM (31-Aug-2022) (in Rs Crs.)	832.36



KEY FEATURES & PORTFOLIO ATTRIBUTES

Dynamic Asset allocation between debt and equity based on market valuation

Asset allocation based on MOVI (Motilal Oswal Value Index): Higher MOVI bands – Lesser net equity allocation

MOVI index calculates market valuations based on P/B (Price/Book), P/E (Price/Earnings) and IDCW yield

Allocation can range from minimum of 30% to 100% in Net Equity

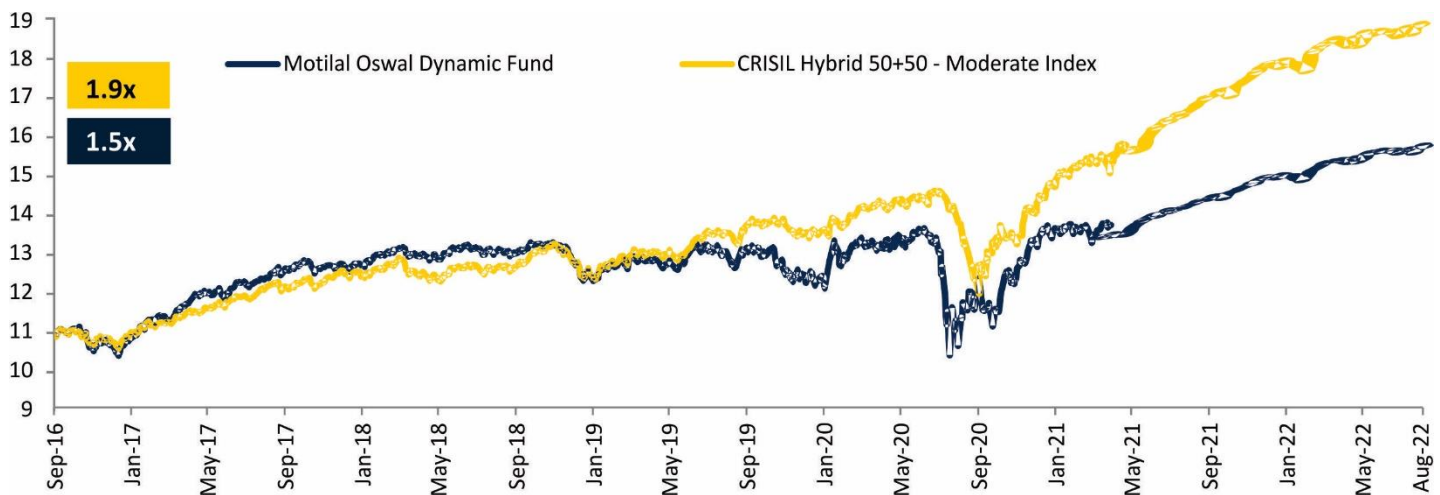


PORTFOLIO ACTIONS IN LAST 3 MONTHS

Companies Added:	IDFC First Bank Ltd., Star Health and Allied Insurance, Titan Industries, Zomato Ltd.
Companies Exited:	AU Small Finance Bank Ltd, Axis Bank Ltd, GR Infraprojects Ltd, Gland Pharma Ltd, HCL Technologies Ltd, ICICI Lombard General Insurance Co. Ltd, Ultratech Cement Ltd.



Performance Since Inception



Returns in %	1 Year		3 Year		5 Year		Since Inception	
	CAGR (%)	Rs. 10,000	CAGR (%)	Rs. 10,000	CAGR (%)	Rs. 10,000	CAGR (%)	Rs. 10,000
Motilal Oswal Dynamic Fund	-0.2	9,975	8.1	12,633	5.7	13,192	7.7	15,495
CRISIL Hybrid 50+50 – Moderate Index	4.9	10,491	14.1	14,853	10.8	16,663	11.2	18,728
Nifty 50 TRI	5.2	10,514	18.6	16,701	13.8	19,071	14.2	21,990

Source: Internal Analysis. The above is used to explain the concept and is for illustration purpose only and should not be used for development or implementation of an investment strategy. Past performance may or may not be sustained in future.

PORTFOLIO & SECTORAL ALLOCATION

Top 10 Holdings	(%) of Holding
Religare Enterprises Ltd	6.5
SBI Life Insurance Company Ltd	4.0
Larsen & Toubro Ltd	3.7
State Bank of India	3.6
LIC Housing Finance Ltd	3.6
SBI Cards and Payment Services Ltd	3.5
ZF Commercial Vehicle Control Systems India Ltd	3.5
Indiabulls Real Estate Ltd	3.4
Star Health And Allied Insurance Company Ltd	3.2
Samvardhana Motherson International Ltd	2.8

ASSET ALLOCATION

Asset Class	Weightage %
Equity & Equity Related	70.3
Derivatives	-10.2
Net Equity	60.2
REIT & INVIT	9.6
BONDS & NCDs	9.4
Money Market Instrument (CD,CBLO & Treasury Bill)	8.1
Cash & Cash Equivalent	2.5
Total	100.0

Net Equity Levels	60%
--------------------------	------------

Fund Manager

For Equity Component

Mr. Santosh Singh

He has been appointed as the Fund Manager for the equity component w.e.f. Jan 01, 2022.

For Debt Component since Inception

Mr. Abhiroop Mukherjee

DEBT ALLOCATION

Bonds/NCDs	Weightage %
Muthoot Finance Ltd	4.09
HDB Financial Services Ltd	2.93
Shriram Transport Finance Company Ltd	2.36
Britannia Industries Ltd	0.01

QUANTITATIVE INDICATORS

Debt Quants	
Average Maturity	1.19 Yrs
YTM	6.73%
Macaulay Duration	1.05 Yrs
Modified Duration	0.98 Yrs

MOVI

MOVI Band	Net Equity
Less Than 70	100
70-80	90-95
80-90	80-85
90-100	70-75
100-110	55-60
110-120	40-45
120-130	30-40
Greater Than 130	30-40

MARKET CAPITALIZATION

Market Cap	Weightage (%)
Large Cap	52%
Mid Cap	13%
Small Cap	35%

Source: Market Categorization as recommended by AMFI

RISK RATIOS

3 Year Data	Strategy
Standard Deviation	13.2%
Sharpe Ratio#	0.2
Portfolio Turnover Ratio	3.4
Beta	1.1

#Risk free returns based on last overnight MIBOR cut-off of 5.34%.
Data as on 30th August, 2022

How Buy Right : Sit Tight works

Company	Initial Purchase Date	Initial Purchase Price	Current Price	Absolute Growth	CAGR (%)
HDFC	Sep-16	952	2,446	157%	17%

Disclaimer: The Stocks mentioned above are used to explain the concept and is for illustration purpose only and should not be used for development or implementation of any investment strategy. It should not be construed as investment advice to any party. The stocks may or may not be part of our portfolio/strategy/ schemes. Past performance may or may not be sustained in future

Other Scheme Managed by Fund Manager

Name of Fund Manager: Santosh Singh

	1 Year		3 Years		5 Years		Since Inception	
	Scheme Return (%)	Benchmark Return (%)	Scheme Return (%)	Benchmark Return (%)	Scheme Return (%)	Benchmark Return (%)	Scheme Return (%)	Benchmark Return (%)
Motilal Oswal Multi Asset Fund	-0.2	3.2	-	-	-	-	3.4	7.7

Note: Santosh Singh manages 2 schemes of Motilal Oswal Mutual Fund.

Source/Disclaimer : MOAMC . Past performance may or may not be sustained in the future. Performance is for Regular Plan Growth Option. Different plans have different expense structure. In case the number of schemes managed by a fund manager is more than six, performance data of top 3 and bottom 3 schemes managed by fund manager has been provided herein. Period for which scheme's performance has been provided is computed basis last day of the month-end preceding the date of advertisement. Different plans shall have a different expense structure. The performance details provided herein are of Regular plan.



Other Schemes Managed by Fund Manager

Name of Fund Manager: Abhiroop Mukherjee

	1 Year		3 Years		5 Years		Since Inception	
	Scheme Return (%)	Benchmark Return (%)	Scheme Return (%)	Benchmark Return (%)	Scheme Return (%)	Benchmark Return (%)	Scheme Return (%)	Benchmark Return (%)
Top 3								
Motilal Oswal Midcap Fund	25.6	11.8	27.6	28.7	14.4	14.9	20.6	21.4
Motilal Oswal Liquid Fund	3.5	4.1	3.5	4.2	-	-	3.9	4.7
Motilal Oswal Asset Allocation Passive Fund of Fund - Aggressive	3.4	4.8	-	-	-	-	10.3	12.1
Bottom 3								
Motilal Oswal S&P 500 Index Fund	-3.2	-1.6	-	-	-	-	16.7	19.3
Motilal Oswal Flexi Cap Fund	-5.4	6.7	10.3	20.8	5.2	13.3	15.7	14.9
Motilal Oswal NASDAQ 100 Fund of Fund	-16.2	-13.6	19.7	22.1	-	-	20.5	21.5

Note: Abhiroop Mukherjee manages 28 schemes of Motilal Oswal Mutual Fund.

Source/Disclaimer : MOAMC . Past performance may or may not be sustained in the future. Performance is for Regular Plan Growth Option. Different plans have different expense structure. In case the number of schemes managed by a fund manager is more than six, performance data of top 3 and bottom 3 schemes managed by fund manager has been provided herein. Period for which scheme's performance has been provided is computed basis last day of the month-end preceding the date of advertisement. Different plans shall have a different expense structure. The performance details provided herein are of Regular plan.

Name of the scheme	Scheme Riskometer	Benchmark Riskometer CRISIL Hybrid 50 + 50 - Moderate Index
Motilal Oswal Dynamic Fund (An open ended dynamic asset allocation fund)		
This product is suitable for investors who are seeking*		
<ul style="list-style-type: none"> Long-term capital growth Investment in equity, derivatives and debt instruments 	Investors understand that their principal will be at Very High risk	Investors understand that their principal will be at High risk

*Investors should consult their financial advisers if in doubt about whether the product is suitable for them.

Source: Internal Analysis; The stocks mentioned herein are for general and comparison purpose only and not a complete disclosure of every material fact. The performance of the above stocks may or may not be sustained in future. It should not be construed as investment advice to any party. The stock prices are adjusted for corporate action.

Disclaimers and Risk Factors: The performance of schemes of Motilal Oswal Mutual Fund is Benchmarked to the Total Return variant of respective Index chosen as Benchmark as against Price Return variant of respective Benchmark Index. In case, the start/end date of the concerned period is non business date (NBD), the NAV of the previous date is considered for computation of returns. The NAV per unit shown in the table is as on the start date of the said period. Past performance may or may not be sustained in the future. Performance is for Regular Plan Growth Option. Different plans have different expense structure. Mr.Santosh Singh has been appointed as the Fund Manager for equity component with effect from 01-Jan-2022 and Mr. Abhiroop Mukherjee for debt component since inception. Kindly refer to the website www.motilaloswalmf.com to see the performance of the funds managed by the same Fund Manager

Mutual Fund Investments are subject to market risks, read all scheme related documents carefully

THINK EQUITY
THINK MOTILAL OSWAL

MOTILAL OSWAL
Asset Management
MUTUAL FUND

BUY RIGHT
SIT TIGHT