

Global Market Snapshot

July 2024



THINK GLOBAL EQUITY
THINK MOTILAL OSWAL

MOTILAL OSWAL
MUTUAL FUND

INDEX
FUNDS

Indian Market Update

Index	31-Jul-24	Change (%)			
		1M	3M	6M	1Y
Equity – Size					
Nifty 50	24,951.2	3.92%	10.38%	14.85%	26.31%
Nifty Next 50	74,788.1	4.56%	15.24%	35.24%	65.14%
Nifty Midcap 150	21,861.0	4.94%	15.71%	22.23%	54.60%
Nifty Smallcap 250	17,948.0	4.89%	13.36%	19.15%	58.06%
Nifty Microcap 250	24,818.6	7.73%	18.38%	21.06%	71.83%
Nifty 500	23,530.8	4.30%	12.07%	18.83%	37.94%
Equity – Sector / Industry					
Auto	26,685.3	5.89%	18.71%	38.79%	69.88%
Bank	51,553.4	-1.51%	4.37%	12.08%	12.93%
Consumer Durables	39,762.3	3.66%	14.82%	26.34%	45.07%
Energy	44,086.8	5.50%	9.22%	19.97%	64.17%
FMCG	62,082.2	9.38%	14.46%	12.73%	17.94%
Healthcare	13,750.8	9.34%	14.83%	20.39%	43.79%
IT	40,851.1	12.98%	23.04%	11.50%	36.50%
Metal	9,583.4	-2.35%	4.44%	20.20%	41.80%
Realty	1,093.8	-1.00%	12.38%	27.74%	92.99%
Equity – Strategy / Factor					
Momentum	37,012.8	4.86%	13.61%	27.42%	66.16%
Low Volatility#	1,903.5	4.17%	9.97%	15.68%	36.31%
Quality#	2,079.5	7.46%	20.18%	27.35%	57.83%
Enhanced Value#	1,037.2	6.38%	10.38%	27.31%	82.86%
Fixed Income					
Nifty 5 yr Benchmark G-Sec*	5,732.8	1.37%	3.14%	4.29%	8.55%
Nifty 10 yr Benchmark G-Sec*	2,359.5	1.19%	3.40%	4.82%	8.52%
Nifty Liquid*	4,568.9	0.58%	1.80%	3.70%	7.43%
Nifty Short Duration Debt*	5,394.9	0.72%	2.10%	3.81%	7.37%

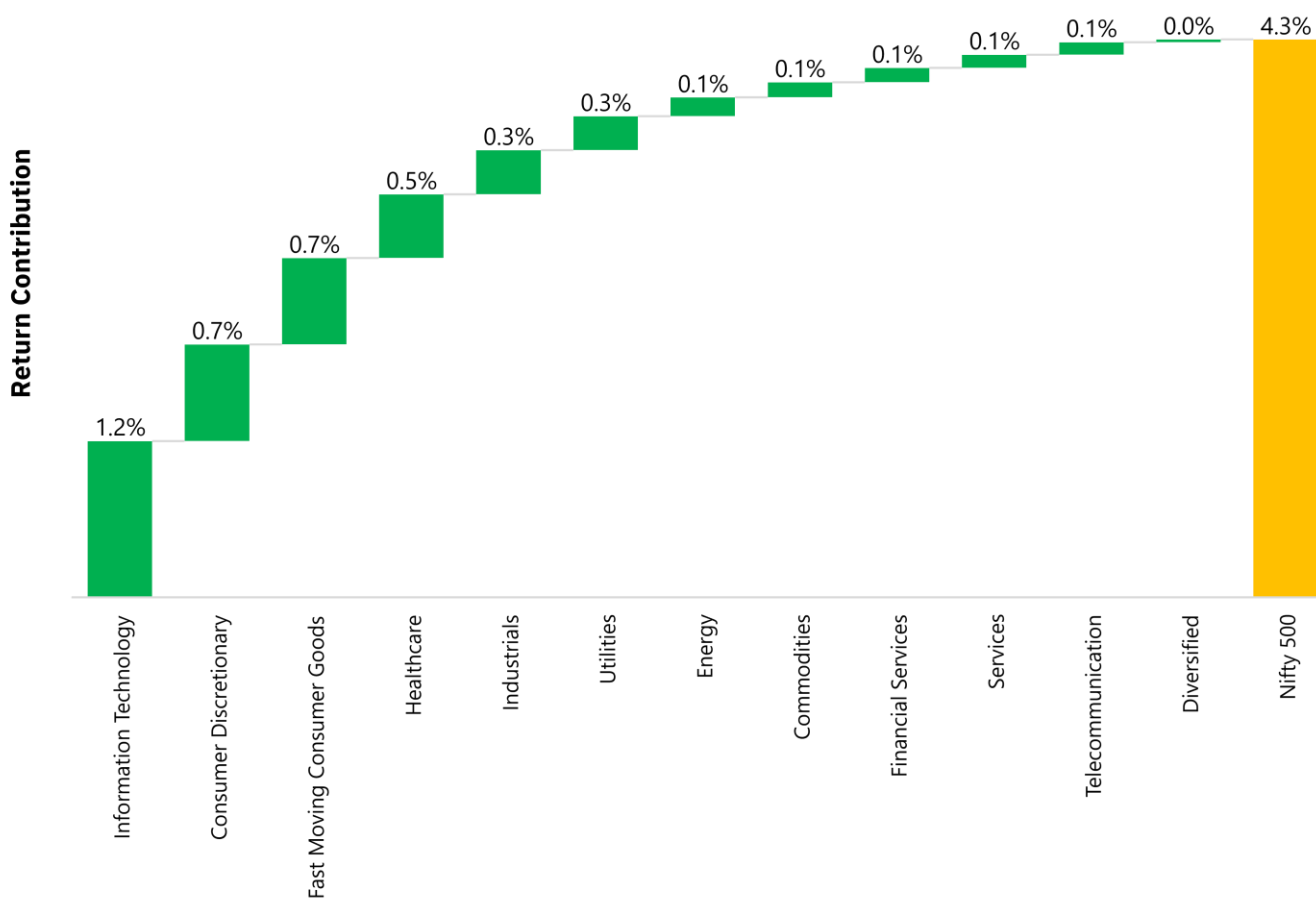
Source/Disclaimer: *Fixed income returns are absolute; Duration of Nifty Liquid Index is 0.07 years. #BSE index used, all other indices are from NSE. Index values – niftyindices.com, AceMF, AMFI. All performance data in INR. Performance results may have many inherent limitations and no representation is being made that any investor will, or is likely to achieve the performance similar to that shown. Past performance may or may not be sustained in future. The above table is used to explain the concept and is for illustration purpose only. It should not be used for development or implementation of any investment strategy.

Indian Market Update

Quick Take

- In July 2024, all broad-based indices posted positive returns, with the Microcap 250 leading the way with an impressive gain of 7.7%.
- IT sector continued its upward journey and delivered a return of 13% while Bank, Metal & Realty sector saw negative returns.
- All the factor based indices delivered positive returns with Quality being the best performer at 7.5%.
- All sectors contributed positively to the Nifty 500, with IT, Consumer Discretionary, and FMCG being the top three, collectively adding 2.6% to its gains.

Return contribution by sector – Nifty 500 Index (Jul-24)



Source/Disclaimer: Return contribution by sector calculated on the basis of monthly index portfolio. Macro Economic Sectors as per AMFI Industry Classification for Nifty 500. Performance results may have many inherent limitations and no representation is being made that any investor will, or is likely to achieve the performance similar to that shown. The above graph is used to explain the concept and is for illustration purpose only. It should not be used for development or implementation of any investment strategy. The sectors mentioned herein are for general assessment purpose only and not a complete disclosure of every material fact. It should not be construed as an investment advice to any party. Past performance may or may not be sustained in the future.

Global Market Update

Index	31-Jul-24	Change (%)			
		1M	3M	6M	1Y
Equity – US					
S&P 500 (\$)	5,522.3	1.13%	9.66%	13.96%	20.34%
NASDAQ 100 (\$)	19,362.4	-1.63%	11.02%	12.98%	22.88%
Dow Jones Industrial Average (\$)	40,842.8	4.41%	8.00%	7.06%	14.86%
Equity – Emerging Markets					
China* (\$)	56.1	-2.26%	-2.86%	13.15%	-14.65%
Taiwan* (\$)	780.5	-4.96%	11.63%	23.76%	30.92%
Korea* (\$)	506.1	-0.48%	4.09%	10.02%	-0.62%
Brazil* (\$)	1,425.2	1.20%	-9.05%	-15.81%	-16.86%
South Africa* (\$)	448.7	5.18%	14.63%	14.85%	1.64%
Equity – Developed Markets					
United Kingdom * (\$)	1,280.0	4.16%	5.03%	10.31%	8.67%
Japan * (\$)	4,118.8	5.79%	6.28%	6.46%	14.05%
France * (\$)	2,427.4	2.29%	-3.87%	-1.70%	-1.56%
Switzerland * (\$)	7,699.0	4.81%	12.99%	4.85%	5.04%
Germany * (\$)	2,289.4	1.92%	2.80%	6.15%	6.41%
Commodities / Forex					
WTI Crude Oil (\$ / barrel)	77.9	-4.45%	-4.91%	2.30%	-4.76%
Gold (\$ / ounce)	2,426.3	4.09%	5.17%	18.17%	23.12%
Silver (\$ / ounce)	28.6	-2.76%	7.15%	23.69%	17.27%
USD / INR	83.7	0.41%	0.35%	0.82%	1.80%
Cryptocurrencies					
Bitcoin (\$)	64,614.0	7.13%	6.59%	51.86%	121.05%
Ethereum (\$)	3,231.8	-4.20%	7.32%	41.65%	74.13%

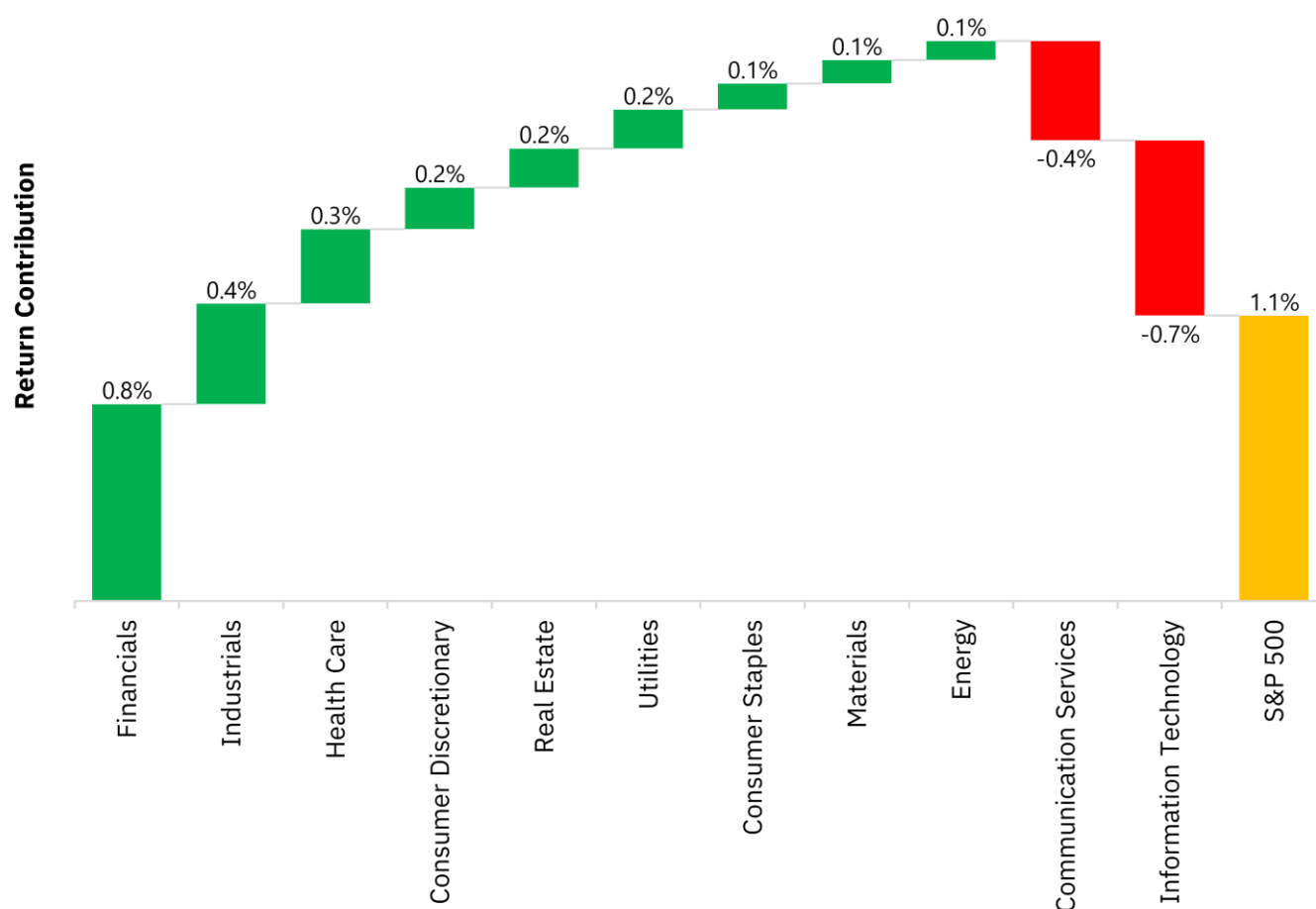
Source/Disclaimer: *MSCI country indices used. Index values – Factset, Yahoo Finance. All performance data in USD. Performance results may have many inherent limitations and no representation is being made that any investor will, or is likely to achieve the performance similar to that shown. Past performance may or may not be sustained in future. The above table is used to explain the concept and is for illustration purpose only. It should not be used for development or implementation of any investment strategy.

Global Market Update

Quick Take

- In the US, the S&P 500 delivered a positive return of 1.1%, while the NASDAQ 100 declined by 1.6%.
- All developed market indices yielded positive returns, while Brazil and South Africa were the only emerging markets to deliver positive performances.
- Crude oil prices fell by 4.5% in July, amidst weakening global demand due to focus on other alternative means.
- Silver lost its luster, experiencing a 2.8% decline, while gold surged by 4.1%.
- Bitcoin rose by 7.1% and Ethereum fell by 4.2% in July 2024.

Return contribution by sector – S&P 500 Index (Jul-24)



Source/Disclaimer: MOAMC. Return contribution by sector calculated on the basis of monthly index portfolio. Global Industry Classification Standard (GICS) by MSCI & S&P Dow Jones Indices for S&P 500. Performance results may have many inherent limitations and no representation is being made that any investor will, or is likely to achieve the performance similar to that shown. The above graph is used to explain the concept and is for illustration purpose only. It should not be used for development or implementation of any investment strategy. The sectors mentioned herein are for general assessment purpose only and not a complete disclosure of every material fact. It should not be construed as an investment advice to any party. Past performance may or may not be sustained in the future.

Economic Indicators

Indicators	31-Jul-24			
		1M	3M	6M
India				
CPI Inflation (%), 30 Jun 24 [^]	5.08%	4.75%	4.85%	5.69%
Repo rate (%)	6.50%	6.50%	6.50%	6.50%
TREPS (Overnight)	6.41%	6.35%	6.63%	6.70%
10-year Yield (%)	6.93%	7.06%	7.20%	7.14%
PMI - Composite	61.40	60.90	61.50	61.20
FII Flows (₹ Cr)	48,796	41,757	-16,260	-6,593
DII Flows (₹ Cr)	13,152	15,229	47,353	1,072
GST Collections (₹ Cr)	1,82,075	1,74,000	2,10,267	1,72,129
Unemployment (%)	7.90%	8.90%	7.90%	7.20%
United States				
CPI Inflation (%), 30 Jun 24 [^]	3.00%	3.30%	3.50%	3.40%
Target Fed Funds rate (%)	5.50%	5.50%	5.50%	5.50%
10-year Yield (%)	4.05%	4.37%	4.68%	3.95%
US PMI - Composite	55.0	54.8	51.3	52.0
US Tax Receipts (\$ Bn), 30 Jun 24 [^]	466	323	332	429
Unemployment (%), 30 Jun 24 [^]	4.10%	4.00%	3.80%	3.70%

Source/Disclaimer: Factset, RBI, MOSPI, GST Council, IHS Markit, CMIE, NYFED, US BLS, US Treasury, SEBI, CDSL. Data as of latest available. Performance results may have many inherent limitations and no representation is being made that any investor will, or is likely to achieve the performance similar to that shown. Past performance may or may not be sustained in future. The above table/graph is used to explain the concept and is for illustration purpose only. It should not be used for development or implementation of any investment strategy. [^] Data shown is as of last month due to delay in publication by source.

Quick Take

- After a period of continuous decline, India's retail inflation reached a four-month high, primarily due to an increase in food prices. In contrast, inflation levels in the US have been steadily decreasing.
- Both FIIs and DIIs remained net buyers, capitalizing on the volatility of Budget 2024, by deploying a total of Rs. 61,948 crores across equity and debt segments.

Motilal Oswal Passive Fund Offerings

Invest across market segments through our Passive Funds

Motilal Oswal	Category	Name of the scheme
Index Funds Domestic Offering	Multicap	Motilal Oswal Nifty 500 Index Fund
	Large	Motilal Oswal Nifty 50 Index Fund
		Motilal Oswal Nifty Next 50 Index Fund
	Midcap	Motilal Oswal Nifty Midcap 150 Index Fund
	Smallcap	Motilal Oswal Nifty Smallcap 250 Index Fund
	Microcap	Motilal Oswal Nifty Microcap 250 Index Fund
	Sector	Motilal Oswal Nifty Bank Index Fund
		Motilal Oswal BSE Financials ex bank 30 Index Fund
		Motilal Oswal Nifty India Defence Index Fund
Index Funds and FoFs Fixed Income Offering	G-Sec	Motilal Oswal Nifty 5 Year G-Sec Fund of Fund
Index Funds and FoFs Asset Allocation Offering	Multi Asset	Motilal Oswal Asset Allocation Passive Fund of Fund – Aggressive
		Motilal Oswal Asset Allocation Passive Fund of Fund – Conservative
Index Funds and FoFs International Offering	US	Motilal Oswal S&P 500 Index Fund
		Motilal Oswal NASDAQ 100 Fund of Fund
	Developed Markets	Motilal Oswal Developed Ex-US Fund of Fund
ETF Offering	Domestic	Motilal Oswal Nifty 50 ETF
		Motilal Oswal Midcap 100 ETF
		Motilal Oswal Nifty 500 ETF
		Motilal Oswal BSE Healthcare ETF
		Motilal Oswal Nifty Smallcap 250 ETF
		Motilal Oswal Nifty Realty ETF
	Debt	Motilal Oswal 5 Year G-Sec ETF
	International	Motilal Oswal NASDAQ 100 ETF
		Motilal Oswal Nasdaq Q 50 ETF
	Factor	Motilal Oswal Nifty 200 Momentum 30 ETF
		Motilal Oswal BSE Low Volatility ETF
		Motilal Oswal BSE Quality ETF
		Motilal Oswal BSE Enhanced Value ETF
	Factor Index Fund Offering	Factor
Motilal Oswal BSE Low Volatility Index Fund		
Motilal Oswal BSE Quality Index Fund		
Motilal Oswal BSE Enhanced Value Index		
Index Funds and FoFs Commodities Offering	Metals	Motilal Oswal Gold and Silver ETFs Fund of Funds

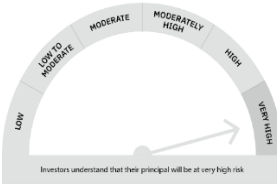
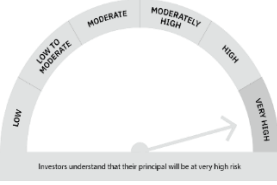
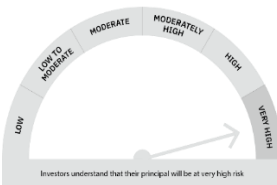
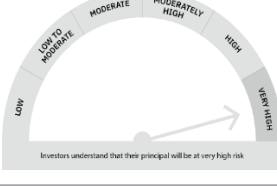
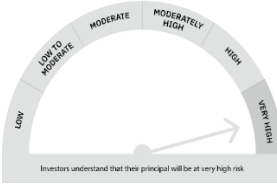
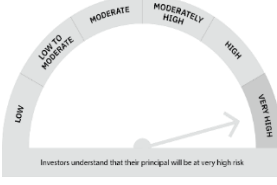
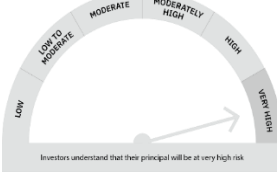
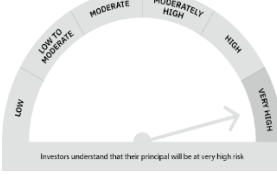
To know more about Motilal Mutual Fund -



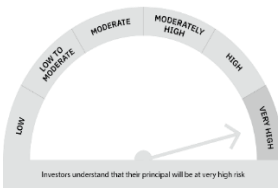
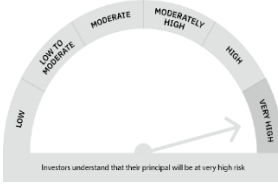
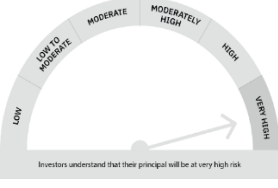
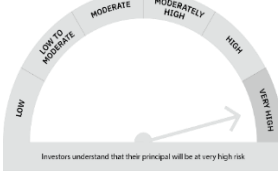
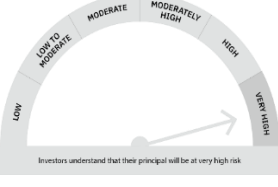

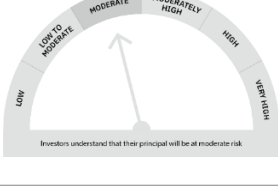

Social media links-



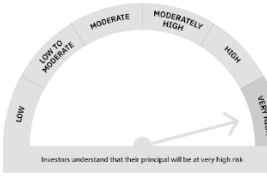
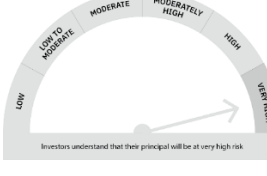
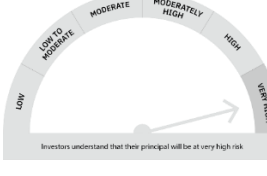
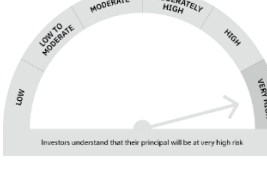
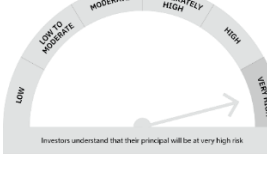
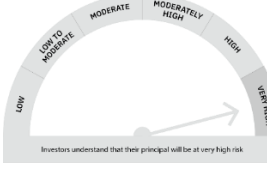
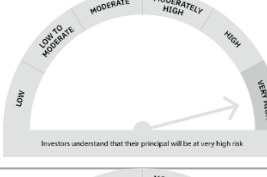

Product Suitability

Name of the scheme	This product is suitable for investors who are seeking*	Scheme Riskometer
Motilal Oswal Nifty 50 Index Fund (An open ended scheme replicating / tracking Nifty 50 Total Return Index)	<ul style="list-style-type: none"> • Long term capital growth • Return that corresponds to the performance of the Nifty 50 Total Return Index, subject to tracking error • Investment in securities constituting Nifty 50 Total Return Index 	 <p>Investors understand that their principal will be at very high risk</p>
Motilal Oswal Nifty Next 50 Index Fund (An open ended scheme replicating / tracking Nifty Next 50 Total Return Index)	<ul style="list-style-type: none"> • Return that corresponds to the performance of Nifty Next 50 Total Return Index subject to tracking error • Investment in securities constituting of Nifty Next 50 Index • Long term capital growth 	 <p>Investors understand that their principal will be at very high risk</p>
Motilal Oswal Nifty Midcap 150 Index Fund (An open ended scheme replicating / tracking Nifty Midcap 150 Total Return Index)	<ul style="list-style-type: none"> • Return that corresponds to the performance of Nifty Midcap 150 Total Return Index subject to tracking error • Investment in securities constituting Nifty Midcap 150 Index • Long term capital growth 	 <p>Investors understand that their principal will be at very high risk</p>
Motilal Oswal Nifty Smallcap 250 Index Fund (An open ended scheme replicating / tracking Nifty Smallcap 250 Total Return Index)	<ul style="list-style-type: none"> • Return that corresponds to the performance of Nifty Small cap 250 Total Return Index subject to tracking error • Investment in securities constituting Nifty Small cap 250 Index • Long term capital growth 	 <p>Investors understand that their principal will be at very high risk</p>
Motilal Oswal Nifty 500 Index Fund (formerly known as Motilal Oswal Nifty 500 Fund) (An open ended scheme replicating / tracking Nifty 500 Total Return Index)	<ul style="list-style-type: none"> • Return that corresponds to the performance of Nifty 500 Total Return Index subject to tracking error • Equity and equity related securities covered by Nifty 500 Total Return Index • Long term capital growth 	 <p>Investors understand that their principal will be at very high risk</p>
Motilal Oswal Nifty 50 ETF (Formerly known as Motilal Oswal M50 ETF) (An open ended scheme replicating/tracking Nifty 50 Total Return Index) BSE: 590115, NSE: MOM50	<ul style="list-style-type: none"> • Return that corresponds to the performance of the Nifty 50 Total Return Index subject to tracking error. • Investment in securities constituting Nifty 50 Total Return Index. • Long Term Capital Growth. 	 <p>Investors understand that their principal will be at very high risk</p>
Motilal Oswal Nifty Midcap 100 ETF (Formerly known as Motilal Oswal Nifty Midcap 100 ETF) (An open ended scheme replicating/tracking Nifty Midcap 100 Total Return Index) BSE: 536960, NSE: MOM100	<ul style="list-style-type: none"> • Return that corresponds to the performance of the Nifty Midcap 100 Total Return Index, subject to tracking error. • Investment in securities constituting of Nifty Midcap 100 Index. • Long term capital growth. 	 <p>Investors understand that their principal will be at very high risk</p>
Motilal Oswal Nifty Bank Index Fund (An open ended scheme replicating / tracking Nifty Bank Total Return Index)	<ul style="list-style-type: none"> • Return that corresponds to the performance of the Nifty Bank Total Return Index, subject to tracking error • Investment in securities constituting Nifty Bank Index. • Long term capital growth 	 <p>Investors understand that their principal will be at very high risk</p>

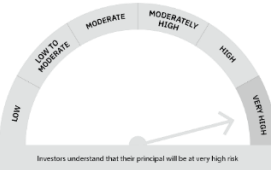
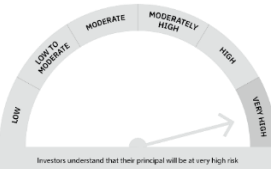
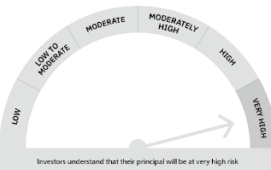
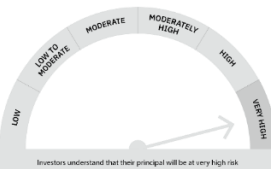
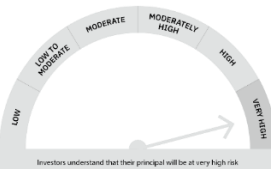
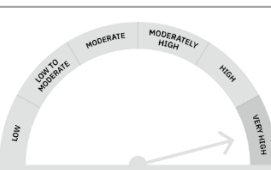
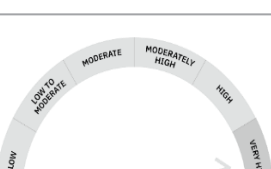
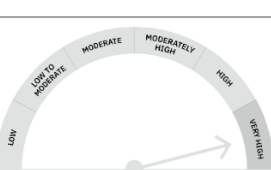
Product Suitability

Name of the scheme	This product is suitable for investors who are seeking*	Scheme Riskometer
<p>Motilal Oswal Nifty Realty ETF (An open ended scheme replicating / tracking Nifty Realty Total Return Index)</p>	<ul style="list-style-type: none"> Return that corresponds to the performance of Nifty Realty Total Return Index subject to tracking error. Long term capital growth. 	 <p>Investors understand that their principal will be at very high risk</p>
<p>Motilal Oswal S&P 500 Index Fund (An open ended scheme replicating / tracking S&P 500 Total Return Index)</p>	<ul style="list-style-type: none"> Return that corresponds to the performance of S&P 500 Total Return Index subject to tracking error Investment in securities constituting S&P 500 Index 	 <p>Investors understand that their principal will be at very high risk</p>
<p>Motilal Oswal NASDAQ 100 ETF (An open ended scheme replicating/tracking NASDAQ-100 Total Return Index) BSE: 533385, NSE: MOFN100)</p>	<ul style="list-style-type: none"> Return that corresponds to the performance of the NASDAQ-100 Total Returns Index, subject to tracking error Investment in securities constituting of NASDAQ-100 Index 	 <p>Investors understand that their principal will be at very high risk</p>
<p>Motilal Oswal NASDAQ 100 Fund of Fund (An open ended fund of fund scheme investing in Motilal Oswal Nasdaq 100 ETF)</p>	<ul style="list-style-type: none"> Return that corresponds to the performance of the NASDAQ-100 Total Returns Index, subject to tracking error Investment in units of Motilal Oswal Nasdaq 100 ETF 	 <p>Investors understand that their principal will be at very high risk</p>
<p>Motilal Oswal Asset Allocation Passive Fund of Fund – Aggressive (An open ended fund of funds scheme investing in passive funds)</p>	<ul style="list-style-type: none"> To generate long term growth/capital appreciation by offering asset allocation. Investment solution that predominantly invests in passive funds such as ETF/Index Funds of equity and equity related instruments (domestic as well as international), fixed income and Gold. 	 <p>Investors understand that their principal will be at very high risk</p>
<p>Motilal Oswal Asset Allocation Passive Fund of Fund – Conservative (An open ended fund of funds scheme investing in passive funds)</p>	<ul style="list-style-type: none"> To generate long term growth/capital appreciation by offering asset allocation. Investment solution that predominantly invests in passive funds such as ETF/Index Funds of equity and equity related instruments (domestic as well as international), fixed income and Gold 	 <p>Investors understand that their principal will be at high risk</p>
<p>Motilal Oswal Nifty 5 YR Benchmark G Sec ETF (An open ended scheme replicating/tracking Nifty 5 yr Benchmark G-Sec Total Return Index) (A-III A relatively low interest rate risk and relatively low credit risk) BSE: 543250, NSE: MOGSEC</p>	<ul style="list-style-type: none"> Return that corresponds to the performance of the Nifty 5 yr Benchmark G – Sec Total Return Total Return Index, subject to tracking error. Investment in securities constituting of Nifty 5 yr Benchmark G-Sec Index. 	 <p>Investors understand that their principal will be at moderate risk</p>
<p>Motilal Oswal 5 Year G-Sec Fund of Fund (An open ended fund of funds scheme investing in units of Motilal Oswal Nifty 5 YR Benchmark G-Sec ETF) (A-III A relatively low interest rate risk and relatively low credit risk)</p>	<ul style="list-style-type: none"> Long term capital appreciation Return that corresponds to the performance of Motilal Oswal 5 Year G-Sec ETF through investment in its units. 	 <p>Investors understand that their principal will be at moderate risk</p>

Product Suitability

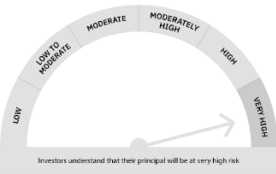
Name of the scheme	This product is suitable for investors who are seeking*	Scheme Riskometer
<p>Motilal Oswal NASDAQ Q 50 ETF (An open ended scheme replicating/ tracking Nasdaq Q-50 TR Index) BSE: 543437, NSE: MONQ50</p>	<ul style="list-style-type: none"> Return that corresponds to the performance of the NASDAQ Q-50 Total Return Index subject to tracking error and forex movement. Long term capital growth. 	 <p>Investors understand that their principal will be at very high risk</p>
<p>Motilal Oswal Nifty 200 Momentum 30 ETF (An open ended fund replicating / tracking the Nifty 200 Momentum 30 Total Return Index (BSE: 543465, NSE: MOMOMENTUM))</p>	<ul style="list-style-type: none"> Return that corresponds to the performance of the Nifty 200 Momentum 30 Total Return Index subject to tracking error. Long term capital growth. 	 <p>Investors understand that their principal will be at very high risk</p>
<p>Motilal Oswal Nifty 200 Momentum 30 Index Fund (An open ended fund replicating / tracking the Nifty 200 Momentum 30 Total Return Index)</p>	<ul style="list-style-type: none"> Return that corresponds to the performance of Nifty 200 Momentum 30 Total Return Index subject to tracking error Long term capital growth 	 <p>Investors understand that their principal will be at very high risk</p>
<p>Motilal Oswal BSE Low Volatility ETF (An open ended fund replicating / tracking the BSE Low Volatility Total Return Index BSE: 543501, NSE: MOLOWVOL)</p>	<ul style="list-style-type: none"> Return that corresponds to the performance of the BSE Low Volatility Total Return Index subject to tracking error. Long term capital growth. 	 <p>Investors understand that their principal will be at very high risk</p>
<p>Motilal Oswal BSE Low Volatility Index Fund (An open ended fund replicating / tracking the BSE Low Volatility Total Return Index)</p>	<ul style="list-style-type: none"> Return that corresponds to the BSE Low Volatility Total Return Index subject to tracking error. Long term capital growth. 	 <p>Investors understand that their principal will be at very high risk</p>
<p>Motilal Oswal BSE Financials ex Bank 30 Index Fund (An open ended fund replicating / tracking the BSE Financials ex Bank 30 Total Return Index)</p>	<ul style="list-style-type: none"> Return that corresponds to the performance of BSE Financials ex Bank 30 Total Return Index subject to tracking error. Long term capital growth. 	 <p>Investors understand that their principal will be at very high risk</p>
<p>Motilal Oswal BSE Healthcare ETF (An open ended fund replicating / tracking the BSE Healthcare Total Return Index) BSE: 543563, NSE: MOHEALTH</p>	<ul style="list-style-type: none"> Return that corresponds to the performance of BSE Healthcare Total Return Index subject to tracking error. Long term capital growth. 	 <p>Investors understand that their principal will be at very high risk</p>
<p>Motilal Oswal BSE Quality ETF (An open ended fund replicating / tracking the BSE Quality Total Return Index) BSE: 543577, NSE: MOQUALITY</p>	<ul style="list-style-type: none"> Return that corresponds to the performance of the BSE Quality Total Return Index subject to tracking error. Long term capital growth. 	 <p>Investors understand that their principal will be at very high risk</p>

Product Suitability

Name of the scheme	This product is suitable for investors who are seeking*	Scheme Riskometer
<p>Motilal Oswal BSE Quality Index Fund (An open ended fund replicating / tracking the BSE Quality Total Return Index)</p>	<ul style="list-style-type: none"> Returns that correspond to the performance of the securities as represented by the BSE Quality Total Return Index, subject to tracking error. Long term capital growth. 	 <p>Investors understand that their principal will be at very high risk</p>
<p>Motilal Oswal BSE Enhanced Value ETF (An open ended fund replicating / tracking the BSE Enhanced Value Total Return Index) BSE:543576, NSE: MOVALUE</p>	<ul style="list-style-type: none"> Return that corresponds to the performance of BSE Enhanced Value Total Return Index subject to tracking error. Long term capital growth. 	 <p>Investors understand that their principal will be at very high risk</p>
<p>Motilal Oswal BSE Enhanced Value Index Fund (An open ended fund replicating / tracking the BSE Enhanced Value Total Return Index)</p>	<ul style="list-style-type: none"> Return that corresponds to the performance of BSE Enhanced Value Total Return Index subject to tracking error. Long term capital growth. 	 <p>Investors understand that their principal will be at very high risk</p>
<p>Motilal Oswal Gold and Silver ETFs Fund of Funds (An open ended fund of funds scheme investing in units of gold and silver exchange traded funds)</p>	<ul style="list-style-type: none"> Long term capital appreciation Return that corresponds to the performance of the underlying Schemes of Gold ETF and Silver ETF. 	 <p>Investors understand that their principal will be at very high risk</p>
<p>Motilal Oswal Nifty Microcap 250 Index Fund (An open-ended fund replicating / tracking the Nifty Microcap 250 Total Return Index)</p>	<ul style="list-style-type: none"> Return that corresponds to the total returns of the Nifty Microcap 250 Total Return Index, subject to tracking error. Long term capital growth. 	 <p>Investors understand that their principal will be at very high risk</p>
<p>Motilal Oswal Nifty Smallcap 250 ETF (An open-ended fund replicating / tracking the Nifty Smallcap 250 Total Return Index)</p>	<ul style="list-style-type: none"> Return that corresponds to the total returns of the Nifty Smallcap 250 Total Return Index, subject to tracking error. Long term capital growth. 	 <p>Investors understand that their principal will be at very high risk</p>
<p>Motilal Oswal Developed markets Ex-US FoF (An open-ended fund of funds scheme investing in units of Global ETFs which track the performance of Developed Markets excluding US)</p>	<ul style="list-style-type: none"> Long term capital appreciation. To invest in global ETFs which track the performance of Developed Markets exUS. 	 <p>Investors understand that their principal will be at very high risk</p>
<p>Motilal Oswal Nifty 500 ETF (An open ended scheme replicating / tracking Nifty 500 Total Return Index) NSE: MONIFTY500</p>	<ul style="list-style-type: none"> Return that corresponds to the performance of Nifty 500 Total Return Index subject to tracking error. Long term capital growth 	 <p>Investors understand that their principal will be at very high risk</p>

*Investors should consult their financial advisors if in doubt about whether the product is suitable for them.

Product Suitability

Name of the scheme	This product is suitable for investors who are seeking*	Scheme Riskometer
<p>Motilal Oswal Nifty India Defence Index Fund</p> <p>(An open-ended fund replicating/tracking the Nifty India Defence Total Return Index)</p>	<ul style="list-style-type: none"> Return that corresponds to the returns of the Nifty India Defence Total Return Index, subject to tracking error Long term capital growth 	 <p>The riskometer is a semi-circular scale with five segments: LOW, LOW TO MODERATE, MODERATE, MODERATELY HIGH, and VERY HIGH. An arrow points to the 'VERY HIGH' segment. Below the scale, it says 'Investors understand that their principal will be at very high risk.'</p>

*Investors should consult their financial advisors if in doubt about whether the product is suitable for them.

“

The best way to own common stocks is through an index fund.

- Warren Buffet

”

**THINK GLOBAL EQUITY
THINK MOTILAL OSWAL**



This has been issued on the basis of internal data, publicly available information and other sources believed to be reliable. The information contained in this document is for general purposes only and not a complete disclosure of every material fact. Investors will be bearing the expenses of the fund of funds (FoF) scheme, in addition to the expenses of underlying scheme in which the fund of funds scheme makes investments. The stocks/sectors mentioned herein is for explaining the concept and shall not be construed as an investment advice to any party. The information / data herein alone is not sufficient and shouldn't be used for the development or implementation of an investment strategy. It should not be construed as investment advice to any party. All opinions, figures, estimates and data included in this material are as on date. This content does not warrant the completeness or accuracy of the information and disclaims all liabilities, losses and damages arising out of the use of this information. The statements contained herein may include statements of future expectations and other forward-looking statements that are based on our current views and assumptions and involve known and unknown risks and uncertainties that could cause actual results, performance or events to differ materially from those expressed or implied in such statements. Readers shall be fully responsible/liable for any decision taken on the basis of this article. Past performance may or may not be sustained in future. The schemes being an index schemes follows a passive investment technique and shall only invest in Securities comprising one selected index irrespective of its market conditions.

Mutual Fund investments are subject to market risks, read all scheme related documents carefully.