

# GREAT INDIAN EQUITY SALE

Introducing

## Motilal Oswal S&P BSE Enhanced Value Index Fund

THINK EQUITY  
THINK MOTILAL OSWAL



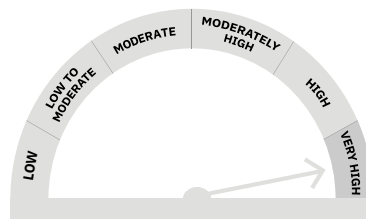
### Name of the scheme

Motilal Oswal S&P BSE Enhanced Value Index Fund  
(An open ended fund replicating / tracking the S&P BSE Enhanced Value Total Return Index)

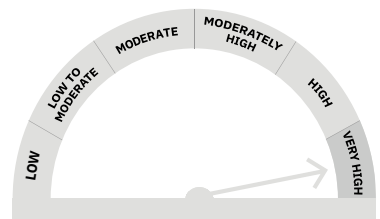
### This product is suitable for investors who are seeking\*

- Return that corresponds to the performance of S&P BSE Enhanced Value Index subject to tracking error.
- Long term capital growth.

### Scheme Riskometer



### S&P BSE Enhanced Value Total Return Index



Investors understand that their principal will be at Very High risk

\*Investors should consult their financial advisers if in doubt about whether the product is suitable for them.

**Mutual Fund investments are subject to market risks, read all scheme related documents carefully.**

# Motilal Oswal S&P BSE Enhanced Value Index Fund

## About S&P BSE Enhanced Value Index

The S&P BSE Enhanced Value Index is designed to measure the performance of the top 30 companies in the S&P BSE LargeMidCap with the most attractive valuations, as measured by P/E, P/B, and P/S ratios

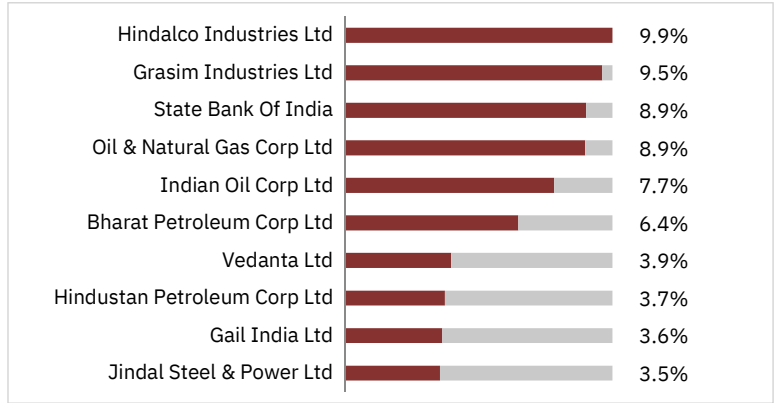
## Key Attributes of S&P BSE Enhanced Value Index



## Index Performance (Annualised)

Period	Returns	Volatility
1 Year	92.2%	19.2%
3 Year	43.8%	20.9%
5 Year	29.7%	25.3%
7 Year	18.6%	24.2%
10 Year	17.7%	24.5%
15 Year	19.1%	25.1%

## Index: Top 10 Stocks



Source: www.niftyindices.com; Performance Data as of close of 31-Mar-2009 to 28-Mar-2024. All performance data in INR. Hypothetical performance results may have inherent limitations and no representation is being made that any investor will, or is likely to achieve the performance similar to that shown. Past performance may or may not be sustained in future. Composition Source/Disclaimer: NSE; Data as of 28-Mar-2024; the stocks mentioned above are used to explain the concept. The stocks may or may not be part of our portfolio/strategy/schemes. The above table/graph is used to explain the concept and is for illustration purpose only. It should not be used for development or implementation of any investment strategy.

## Index: Top 5 Sectors



Source: NSE; Data as of 28-Mar-2024; Sectors - Macro Economic Sectors as per AMFI Industry Classification; the stocks/sectors mentioned above are used to explain the concept and is for illustration purpose only. It should not be used for development or implementation of any investment strategy. It should not be construed as an investment advice to any party. The stocks/sectors may or may not be part of our portfolio/strategy/schemes. Past performance may or may not be sustained in future.

## Index SIP Returns (SIP Amount of ₹ 10,000/- per month)

Description	1 Year	3 Years	5 Years	7 Years	10 Years
Returns	97.8%	51.0%	45.6%	32.0%	23.8%
Amount Invested	1,20,000	3,60,000	6,00,000	8,40,000	12,00,000
Market Value	1,75,654	7,20,747	17,92,969	26,12,466	42,12,531

Data as of close of 28-Mar-2024. For SIP returns, monthly investment of INR 10,000/- invested on the first business day of every month has been considered. All performance data in INR. Hypothetical performance results may have inherent limitations and no representation is being made that any investor will, or is likely to achieve the performance similar to that shown. The above is for illustration purpose only. The SIP amount, tenure of SIP, expected rate of return are assumed figures for the purpose of explaining the concept of advantages of SIP investments. The actual result may vary from depicted results depending on the scheme selected. It should not be construed to be indicative of scheme performance in any manner. The above are not scheme SIP returns, but simulation of index SIP returns. Past performance may or may not be sustained in future.

## About Motilal Oswal S&P BSE Enhanced Value Index Fund

<p><b>Type of Scheme</b> An open ended fund replicating/tracking S&amp;P BSE Enhanced Value Total Return Index</p>	<p><b>Investment Objective</b> The investment objective of the scheme is to provide returns that, before expenses, correspond to the total returns of the securities as represented by S&amp;P BSE Enhanced Value Total Return Index, subject to tracking error. However, there is no guarantee or assurance that the investment objective of the scheme will be achieved</p>
<p><b>Minimum application amount</b> Lumpsum and SIP – Rs 500/- and in multiples of Re 1/- thereafter</p>	<p><b>Exit Load</b> 1% if redeemed on or before 15 days from allotment date, Nil if redeemed after 15 days from allotment date</p>
<p><b>Inception date</b> 22<sup>nd</sup> August 2022</p>	<p><b>Fund Manager</b> Mr. Swapnil Mayekar &amp; Mr. Rakesh Shetty (for debt component)</p>
<p><b>Benchmark</b> S&amp;P BSE Enhanced Value TR Index</p>	<p><b>Total Expense ratio</b> Regular - 1.03%; Direct - 0.38%</p>

# Motilal Oswal S&P BSE Enhanced Value Index Fund

	1 Year		Since Inception	
	CAGR (%)	Current Value of Investment of ₹ 10,000	CAGR (%)	Current Value of Investment of ₹ 10,000
Scheme	88.9	18,820	63.5	21,965
S&P BSE Enhanced Value TRI	92.9	19,223	67.0	22,712
Nifty 50 TRI	30.3	13,008	17.5	12,942
NAV (₹) Per Unit (21.9652: as on 28-March-2024)	11.6714		10.0000	

Source/Disclaimer : MOAMC; Data as of 28-Mar-24. The NAV per unit shown in the table is as on the start date of the said period. Past performance may or may not be sustained in the future. Performance is for Regular Plan Growth Option. Different plans have different expense structure. Mr. Swapnil Mayekar is the Fund Manager since inception and he manages 21 schemes of Motilal Oswal Mutual Fund. Mr. Rakesh Shetty is the Fund Manager for Debt component since Nov 22, 2022 and he manages 30 schemes of Motilal Oswal Mutual Fund.

## Other Schemes Managed by Fund Manager

Name of Fund Manager: Swapnil Mayekar						
	1 Year		3 Year		5 Year	
	Scheme Return (%)	Benchmark Return (%)	Scheme Return (%)	Benchmark Return (%)	Scheme Return (%)	Benchmark Return (%)
Motilal Oswal S&P BSE Enhanced Value ETF	91.7	92.9	-	-	-	-
Motilal Oswal Nifty 200 Momentum 30 ETF	69.8	70.5	-	-	-	-
Motilal Oswal Nifty 200 Momentum 30 Index Fund	68.4	70.5	-	-	-	-
Motilal Oswal Nifty Bank Index Fund	15.9	17.1	11.8	13.0	-	-
Motilal Oswal Nifty 50 Index Fund	29.5	30.3	15.6	16.3	-	-
Motilal Oswal Nifty 50 ETF (Formerly known as Motilal Oswal M50 ETF)	30.2	30.3	16.3	16.3	15.0	15.3

**Note:** Swapnil Mayekar manages 21 schemes of Motilal Oswal Mutual Fund.

Name of Fund Manager: Rakesh Shetty						
	1 Year		3 Year		5 Year	
	Scheme Return (%)	Benchmark Return (%)	Scheme Return (%)	Benchmark Return (%)	Scheme Return (%)	Benchmark Return (%)
Motilal Oswal S&P BSE Enhanced Value ETF#	91.7	92.9	-	-	-	-
Motilal Oswal Nifty 200 Momentum 30 ETF#	69.8	70.5	-	-	-	-
Motilal Oswal Nifty 200 Momentum 30 Index Fund#	68.4	70.5	-	-	-	-
Motilal Oswal Ultra Short Term Fund	6.0	7.8	4.2	6.0	4.4	6.2
Motilal Oswal Liquid Fund	6.7	7.3	5.0	5.5	4.6	5.3
Motilal Oswal Nifty 5 Year G-Sec Fund of Fund	7.1	7.7	-	-	-	-

**Note:** Rakesh Shetty manages 30 schemes of Motilal Oswal Mutual Fund.

Source/Disclaimer : MOAMC, Data as of 28-Mar-24. #Only the Debt component is managed by Rakesh Shetty. Past performance may or may not be sustained in the future. Performance is for Regular Plan Growth Option. Different plans have different expense structure. In case the number of schemes managed by a fund manager is more than six, performance data of top 3 and bottom 3 schemes managed by fund manager has been provided herein. Period for which scheme's performance has been provided is computed basis last day of the month-end preceding the date of advertisement.