

Motilal Oswal ELSS Tax Saver Fund

(Formerly Known as Long Term Equity Fund)
(An open ended equity linked saving scheme with a statutory lock in of 3 years and tax benefit)



Febuary 2024 (Data as on 29th February 2024 Inception date - 21st January 2015)



INVESTMENT APPROACH

Scheme Name: Motilal Oswal ELSS Tax Saver Fund

Investment Objective:

The investment objective of the Scheme is to generate long-term capital appreciation from a diversified portfolio of predominantly equity and equity related instruments. However, there can be no assurance or guarantee that the investment objective of the Scheme would be achieved.

Benchmark: Nifty 500 TRI

Scheme Details: (Data as on 29th February, 2024)

NAV Regular Plan Growth Option (Rs.)	40.3333
NAV Regular Plan IDCW Option (Rs.)	27.5013
NAV Direct Plan Growth Option (Rs.)	45.4561
NAV Direct Plan IDCW Option (Rs.)	33.7590
Monthly AAUM(29-Feb-2024)(in Rs Crs.)	3093.86
Latest AUM (29-Feb-2024) (in Rs Crs.)	3,119.69



KEY FEATURES & PORTFOLIO ATTRIBUTES

High Quality portfolio of around 28 stocks with strong portfolio earnings growth

8+ year track record with alpha of 16.5% CAGR since inception as on 29th February 2024

Key sector allocation to participate in Banking and Finance

Portfolio is a play on Domestic growth rather than export oriented companies

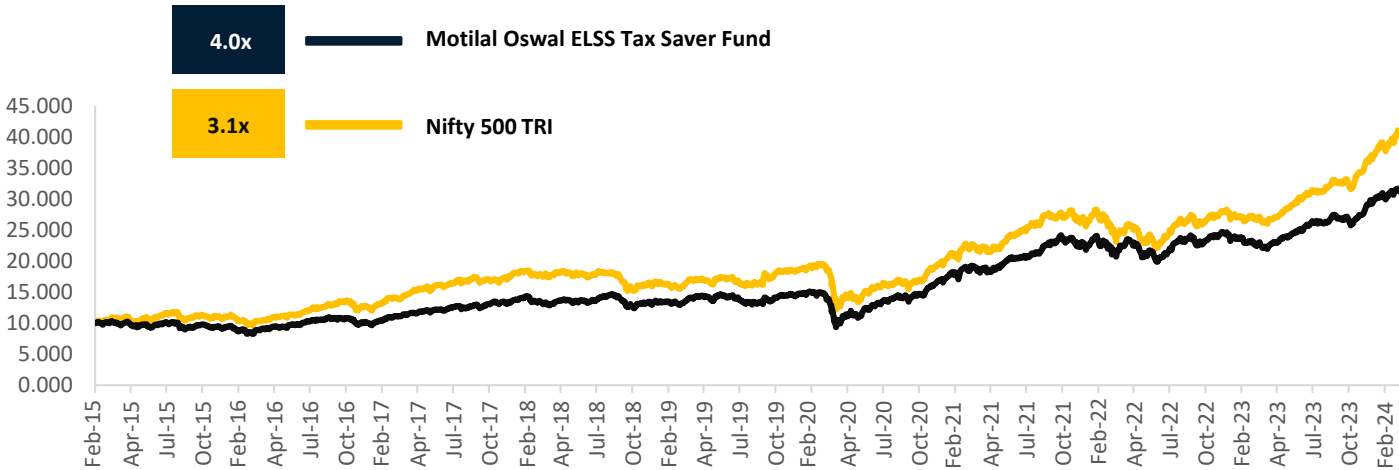


PORTFOLIO ACTIONS IN LAST 3 MONTHS

Companies Added:	Apar Industries Limited., Bharat Dynamics Ltd, Inox Wind Ltd, Multi Commodity Exchange Of India Limited, One 97 Communications Limited, Phoenix Mills Limited, Suzlon Energy Limited, Tube Investments of India Ltd. Welspun Corp Limited.
Companies Exited:	Cello World Limited, Cholamandalam Investment & Finance Co. Limited, Cummins India Limited, Federal Bank Limited, Glenmark Pharmaceuticals Limited, Medplus Health Services Ltd, One 97 Communications Limited, Star Health and Allied Insurance Co Ltd, T V S Motor Co. Limited, Titan Industries Limited



Performance Since Inception (Data as on 29th February, 2024)

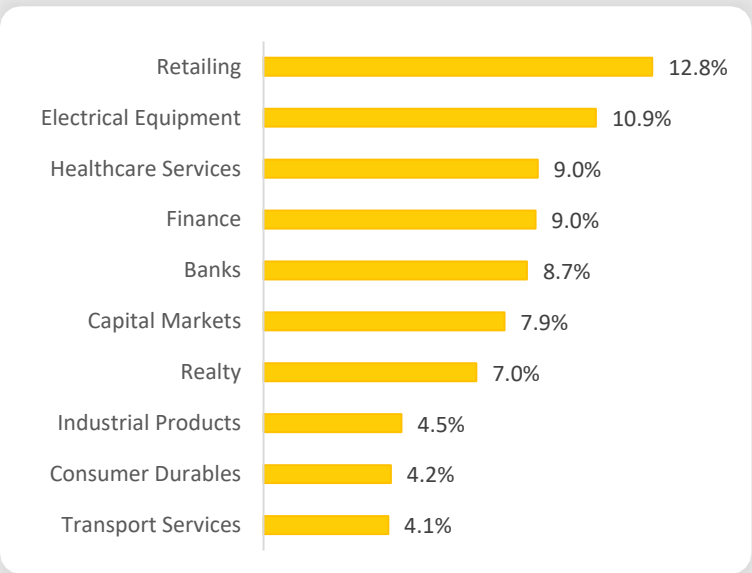


Returns in %	1 Year		3 Year		5 Year		Since Inception	
	CAGR (%)	Rs. 10,000	CAGR (%)	Rs. 10,000	CAGR (%)	Rs. 10,000	CAGR (%)	Rs. 10,000
Motilal Oswal ELSS Tax Saver Fund	51.0	15,112	22.6	18,441	20.4	25,293	16.5	40,333
Nifty 500 TRI	39.6	13,971	19.3	17,022	18.8	23,678	13.4	31,366
Nifty 50 TRI	28.4	12,849	16.1	15,675	16.6	21,603	12.0	28,158

Source: Internal Analysis. The above is used to explain the concept and is for illustration purpose only and should not used for development or implementation of an investment strategy. Past performance may or may not be sustained in future.

PORTFOLIO & SECTORAL ALLOCATION

Top 10 Holdings	(%) of Holding
Zomato Limited	6.9%
Jio Financial Services Limited	6.8%
Trent Limited	5.9%
Global Health Limited	5.4%
IndusInd Bank Limited	4.7%
Prestige Estates Projects Limited	4.3%
Kalyan Jewellers India Limited	4.2%
InterGlobe Aviation Limited	4.1%
ICICI Bank Limited	3.9%
Infosys Limited	3.8%



Industry classification as recommended by AMFI

STRATEGY CONTRIBUTORS (1 YEAR TRAILING)

Top 5	Contribution
Trent Limited	9.0%
Global Health Limited	7.0%
Zomato Limited	3.0%
T V S Motor Co. Limited	2.6%
Fortis Healthcare Limited	2.4%

Bottom 5	Contribution
One 97 Communications Limited	-1.3%
H D F C Bank Limited	-0.5%
Angel Broking Ltd.	-0.4%
Gujarat Gas Ltd.	-0.3%
Glenmark Pharmaceuticals Limited	-0.3%

Source: ValueFY and Internal Analysis
Disclaimer: The Stocks mentioned above are used to explain the concept and is for illustration purpose only and should not be used for development or implementation of any investment strategy. It should not be construed as investment advice to any party. The stocks may or may not be part of our portfolio/strategy/ schemes. Past performance may or may not be sustained in future

MARKET CAPITALIZATION

Market Cap	Weightage (%)
Large Cap	42.5%
Mid Cap	25.5%
Small Cap	32.1%

Source: Market Categorization as recommended by AMFI

Risk Ratios

3 Year Data	Strategy
Standard Deviation	13.5%
Sharpe Ratio#	1.2
Portfolio Turnover Ratio	1.0
Beta	0.9

#Risk free returns based on last overnight MIBOR cut-off of 6.80%.
Data as on 29th February, 2024

Fund Manager

For Equity Component

Mr. Ajay Khandelwal
Managing this fund since 11-Dec-2023

Mr. Niket Shah
Managing this fund since 17-Oct-2023
He has overall 15 years of experience

For Debt Component

Mr. Rakesh Shetty
Managing this fund since 22-Nov-2022
He has a rich experience of more than 14 years

Other Schemes Managed by Fund Manager (Data as on 29th February, 2024)

Name of Fund Manager: Rakesh Shetty

	1 Year		3 Years		5 Years		Since Inception	
	Scheme	Benchmark	Scheme	Benchmark	Scheme	Benchmark	Scheme	Benchmark
	Return (%)	Return (%)	Return (%)	Return (%)	Return (%)	Return (%)	Return (%)	Return (%)
Top 3								
Motilal Oswal S&P BSE Enhanced Value ETF	93.6	94.8	-	-	-	-	69.8	70.8
Motilal Oswal S&P BSE Enhanced Value Index Fund	90.8	94.8	-	-	-	-	67.3	70.8
Motilal Oswal Nifty 200 Momentum 30 ETF	68.0	68.7	-	-	-	-	21.7	22.3
Bottom 3								
Motilal Oswal 5 Year G-Sec Fund of Fund	8.1	8.6	-	-	-	-	4.6	5.2
Motilal Oswal Liquid Fund	6.7	7.2	4.9	5.4	4.6	5.3	4.6	5.3
Motilal Oswal Ultra Short Term Fund	6.1	7.8	4.1	5.9	4.4	6.2	4.1	7.3

Note: Rakesh Shetty manages 30 schemes of Motilal Oswal Mutual Fund.

Source/Disclaimer : MOAMC . Past performance may or may not be sustained in the future. Performance is for Regular Plan Growth Option. Different plans have different expense structure. In case the number of schemes managed by a fund manager is more than six, performance data of top 3 and bottom 3 schemes managed by fund manager has been provided herein. Period for which scheme’s performance has been provided is computed basis last day of the month-end preceding the date of advertisement. Different plans shall have a different expense structure. The performance details provided herein are of Regular plan.

Other Schemes Managed by Fund Manager (Data as on 29th February, 2024)

Name of Fund Manager: Niket Shah

	1 Year		3 Years		5 Years		Since Inception	
	Scheme	Benchmark	Scheme	Benchmark	Scheme	Benchmark	Scheme	Benchmark
	Return (%)	Return (%)	Return (%)	Return (%)	Return (%)	Return (%)	Return (%)	Return (%)
Motilal Oswal Midcap Fund	51.9	57.1	33.3	27.4	26.7	25.4	22.5	22.9
Motilal Oswal Large and Midcap Fund	49.1	44.9	24.2	22.0	-	-	23.5	23.6
Motilal Oswal Flexi Cap Fund	47.2	39.6	14.7	19.3	14.1	18.8	17.0	15.7

Note: Niket Shah manages 5 schemes of Motilal Oswal Mutual Fund.

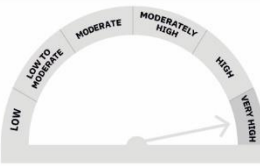
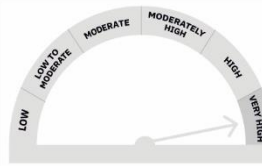
Source/Disclaimer : MOAMC . Past performance may or may not be sustained in the future. Performance is for Regular Plan Growth Option. Different plans have different expense structure. In case the number of schemes managed by a fund manager is more than six, performance data of top 3 and bottom 3 schemes managed by fund manager has been provided herein. Period for which scheme’s performance has been provided is computed basis last day of the month-end preceding the date of advertisement. Different plans shall have a different expense structure. The performance details provided herein are of Regular plan.

Name of Fund Manager: Ajay Khandelwal


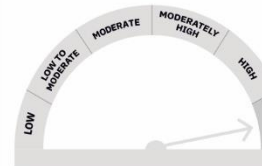
	1 Year		3 Years		5 Years		Since Inception	
	Scheme	Benchmark	Scheme	Benchmark	Scheme	Benchmark	Scheme	Benchmark
	Return (%)	Return (%)	Return (%)	Return (%)	Return (%)	Return (%)	Return (%)	Return (%)
Motilal Oswal Large and Midcap Fund	49.1	44.9	24.2	22.0	-	-	23.5	23.6

Note: Ajay Khandelwal manages 3 schemes of Motilal Oswal Mutual Fund.

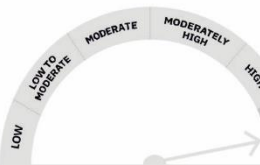
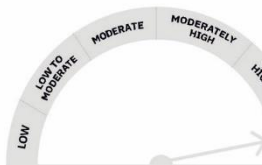
Source/Disclaimer : MOAMC . Past performance may or may not be sustained in the future. Performance is for Regular Plan Growth Option. Different plans have different expense structure. In case the number of schemes managed by a fund manager is more than six, performance data of top 3 and bottom 3 schemes managed by fund manager has been provided herein. Period for which scheme’s performance has been provided is computed basis last day of the month-end preceding the date of advertisement. Different plans shall have a different expense structure. The performance details provided herein are of Regular plan.

Name of the scheme	Scheme Riskometer	S&P BSE Enhanced Value Total Return Index
Motilal Oswal S&P BSE Enhanced Value ETF (An open ended scheme replicating / tracking the S&P BSE Enhanced Value Total Return Index) BSE Scrip Code and NSE Symbol: (BSE:543576, NSE: MOVALUE)		
This product is suitable for investors who are seeking*	Investors understand that their principal will be at Very High risk	
<ul style="list-style-type: none"> Return that corresponds to the performance of S&P BSE Enhanced Value Total Return Index subject to tracking error. Long term capital growth. 		



*Investors should consult their financial advisers if in doubt about whether the product is suitable for them.

Name of the scheme	Scheme Riskometer	S&P BSE Enhanced Value Total Return Index
Motilal Oswal S&P BSE Enhanced Value Index Fund (An open ended fund replicating / tracking the S&P BSE Enhanced Value Total Return Index)		
This product is suitable for investors who are seeking*	Investors understand that their principal will be at Very High risk	
<ul style="list-style-type: none"> Return that corresponds to the performance of S&P BSE Enhanced Value Index subject to tracking error. Long term capital growth. 		


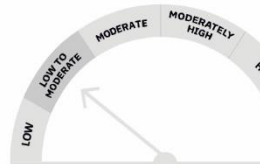
*Investors should consult their financial advisers if in doubt about whether the product is suitable for them.

Name of the scheme	Scheme Riskometer	Benchmark Riskometer NASDAQ 100 TRI
Motilal Oswal Nasdaq 100 Fund of Fund (An open ended fund of fund scheme investing in Motilal Oswal Nasdaq 100 ETF)		
This product is suitable for investors who are seeking*	Investors understand that their principal will be at Very High risk	
<ul style="list-style-type: none"> Long term capital appreciation Return that corresponds generally to the performance of the Scheme, Motilal Oswal Nasdaq 100 ETF through investment in units of Motilal Oswal Nasdaq 100 ETF. 		

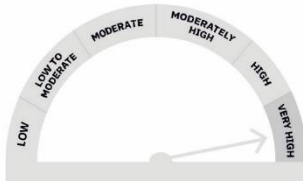
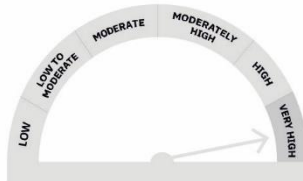
*Investors should consult their financial advisers if in doubt about whether the product is suitable for them.

Name of the scheme	Scheme Riskometer	Benchmark Riskometer CRISIL Ultra Short Duration Debt B-I Index
Motilal Oswal Ultra Short Term Fund (An open ended ultra-short term debt scheme investing in instruments such that the Macaulay duration of the portfolio is between 3 months and 6 months (A Relatively Low Interest Rate Risk and Moderate Credit Risk))		
This product is suitable for investors who are seeking*	Investors understand that their principal will be at Low to Moderate risk	
<ul style="list-style-type: none"> Optimal returns consistent with moderate levels of risk Investment in debt securities and money market securities with Macaulay duration of the portfolio between 3 months and 6 months. 		

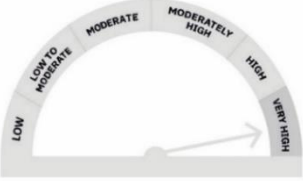
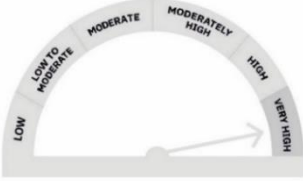
*Investors should consult their financial advisers if in doubt about whether the product is suitable for them.

Name of the scheme	Scheme Riskometer	Benchmark Riskometer CRISIL Liquid Debt A-I Index
Motilal Oswal Liquid Fund (An open ended liquid fund (A relatively low interest rate risk and relatively low credit risk))		
This product is suitable for investors who are seeking*	Investors understand that their principal will be at Low to Moderate risk	
<ul style="list-style-type: none"> Regular income over short term Investment in money market securities 		

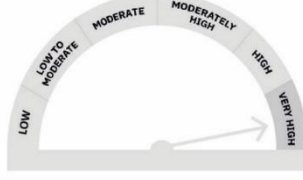
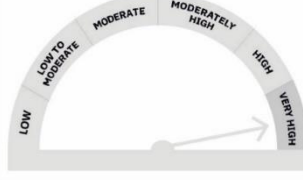
*Investors should consult their financial advisers if in doubt about whether the product is suitable for them.

Name of the scheme	Scheme Riskometer	Benchmark Riskometer Nifty Large Midcap 250 TRI
Motilal Oswal Large and Midcap Fund (Large and Midcap Fund - An open ended equity scheme investing in both large cap and mid cap stocks)		
This product is suitable for investors who are seeking*	Investors understand that their principal will be at Very High risk	Investors understand that their principal will be at Very High risk
<ul style="list-style-type: none"> Long-term capital growth Investment predominantly in equity and equity related instruments of large and midcap stocks 		


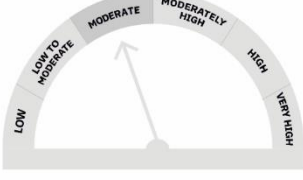
*Investors should consult their financial advisers if in doubt about whether the product is suitable for them.

Name of the scheme	Scheme Riskometer	Benchmark Riskometer Nifty Midcap 150 TRI
Motilal Oswal Midcap Fund (Formerly known as Motilal Oswal Midcap 30 Fund) (An open ended equity scheme predominantly investing in mid cap stocks)		
This product is suitable for investors who are seeking*	Investors understand that their principal will be at Very High risk	Investors understand that their principal will be at Very High risk
<ul style="list-style-type: none"> Long-term capital growth Investment in equity and equity related instruments in quality mid-cap companies having long-term competitive advantages and potential for growth. 		

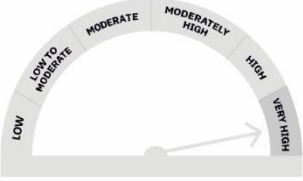
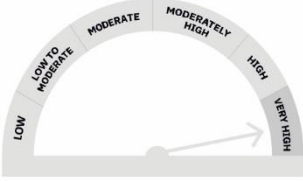
*Investors should consult their financial advisers if in doubt about whether the product is suitable for them.

Name of the scheme	Scheme Riskometer	Benchmark Riskometer Nifty 500 TRI
Motilal Oswal Flexi Cap Fund - (An open ended dynamic equity scheme investing across large cap, mid cap, small cap stocks)		
This product is suitable for investors who are seeking*	Investors understand that their principal will be at Very High risk	Investors understand that their principal will be at Very High risk
<ul style="list-style-type: none"> Long-term capital growth Investment in equity and equity related instruments across sectors and market-capitalization levels. 		

*Investors should consult their financial advisers if in doubt about whether the product is suitable for them.

Name of the scheme	Scheme Riskometer	Benchmark Riskometer Nifty 5 yr Benchmark G-Sec Index
Motilal Oswal 5 Year G – Sec Fund of Fund (An open ended fund of funds scheme investing in units of Motilal Oswal Nifty 5 Year G-Sec ETF(A relatively high interest rate risk and relatively Low credit risk.))		
This product is suitable for investors who are seeking*	Investors understand that their principal will be at Moderate risk	Investors understand that their principal will be at Moderate risk
<ul style="list-style-type: none"> Long term capital appreciation Return that corresponds generally to the performance of the Scheme, Motilal Oswal 5 Year G-Sec Fund of Fund through investment in units of Motilal Oswal Nifty 5 YR Benchmark G-Sec ETF. 		

*Investors should consult their financial advisers if in doubt about whether the product is suitable for them.

Name of the scheme	Scheme Riskometer	Benchmark Riskometer Nifty 500 TRI
Motilal Oswal ELSS Tax Saver Fund (Formerly known as Long Term Equity Fund) (An open ended equity linked saving scheme with a statutory lock in of 3 years and tax benefit)		
This product is suitable for investors who are seeking*	Investors understand that their principal will be at Very High risk	Investors understand that their principal will be at Very High risk
<ul style="list-style-type: none"> Long-term capital growth Investment predominantly in equity and equity related instruments 		

*Investors should consult their financial advisers if in doubt about whether the product is suitable for them.

Motilal Oswal 5 Year G-Sec Fund of Fund

Potential Risk Class Matrix			
Credit Risk of the scheme→	Relatively Low (Class A: CRV >=12)	Moderate (Class B : CRV >=10)	Relatively High (Class C: CRV <10)
Max Interest Rate Risk of the scheme↓			
Relatively Low Class I: (MD<=1 year)			
Moderate Class II: (MD<=3 years)			
Relatively High Class III: Any Macaulay duration	A-III		

Motilal Oswal Ultra Short Term Fund

Potential Risk Class Matrix			
Credit Risk of the scheme→	Relatively Low (Class A: CRV >=12)	Moderate (Class B : CRV >=10)	Relatively High (Class C: CRV <10)
Max Interest Rate Risk of the scheme↓			
Relatively Low Class I: (MD<=1 year)		B-I	
Moderate Class II: (MD<=3 years)			
Relatively High Class III: Any Macaulay duration			

Motilal Oswal Liquid Fund

Potential Risk Class Matrix			
Credit Risk of the scheme→	Relatively Low (Class A: CRV >=12)	Moderate (Class B : CRV >=10)	Relatively High (Class C: CRV <10)
Max Interest Rate Risk of the scheme↓			
Relatively Low Class I: (MD<=1 year)	A-I		
Moderate Class II: (MD<=3 years)			
Relatively High Class III: Any Macaulay duration			

Source: Internal Analysis; The stocks mentioned herein are for general and comparison purpose only and not a complete disclosure of every material fact. The performance of the above stocks may or may not be sustained in future. It should not be construed as investment advice to any party. The stock prices are adjusted for corporate action.

Disclaimers and Risk Factors: The performance of schemes of Motilal Oswal Mutual Fund is Benchmarked to the Total Return variant of respective Index chosen as Benchmark as against Price Return variant of respective Benchmark Index. In case, the start/end date of the concerned period is non business date (NBD), the NAV of the previous date is considered for computation of returns. The NAV per unit shown in the table is as on the start date of the said period. Past performance may or may not be sustained in the future. Performance is for Regular Plan Growth Option. Different plans have different expense structure. Mr.Niket Shah has been appointed as the Fund Manager for equity component with effect from 17-Oct-2023 ; Mr. Rakesh Shetty is the Fund Manager for debt component with effect 22-Nov-2022. Kindly refer to the website www.motilaloswalmf.com to see the performance of the funds managed by the same Fund Manager

Mutual Fund Investments are subject to market risks, read all scheme related documents carefully