

January 2022 (Data as on 31st December 2021. Inception date - 27th September 2016)



## INVESTMENT APPROACH

**Scheme Name:** Motilal Oswal Dynamic Fund

### Investment Objective:

The investment objective is to generate long term capital appreciation by investing in equity and equity related instruments including equity derivatives, debt, money market instruments and units issued by REITs and InvITs. However, there can be no assurance or guarantee that the investment objective of the Scheme would be achieved.

**Benchmark:** CRISIL Hybrid 50 + 50 - Moderate TRI

### Scheme Details:

Regular Growth Plan	15.4439
Regular Plan - Quarterly IDCW	12.1436
Regular Plan - Annual IDCW	13.9961
Direct Growth Plan	16.4132
Direct Plan - Quarterly IDCW	12.3981
Direct Plan - Annual IDCW	14.2649
Monthly AAUM	1,091.04
Latest AUM (31-Dec-2021) (in Rs Crs.)	1,080.22



## KEY FEATURES & PORTFOLIO ATTRIBUTES

Dynamic Asset allocation between debt and equity based on market valuation

Asset allocation based on MOVI (Motilal Oswal Value Index): Higher MOVI bands – Lesser net equity allocation

MOVI index calculates market valuations based on P/B (Price/Book), P/E (Price/Earnings) and IDCW yield

Allocation can range from minimum of 30% to 100% in Net Equity



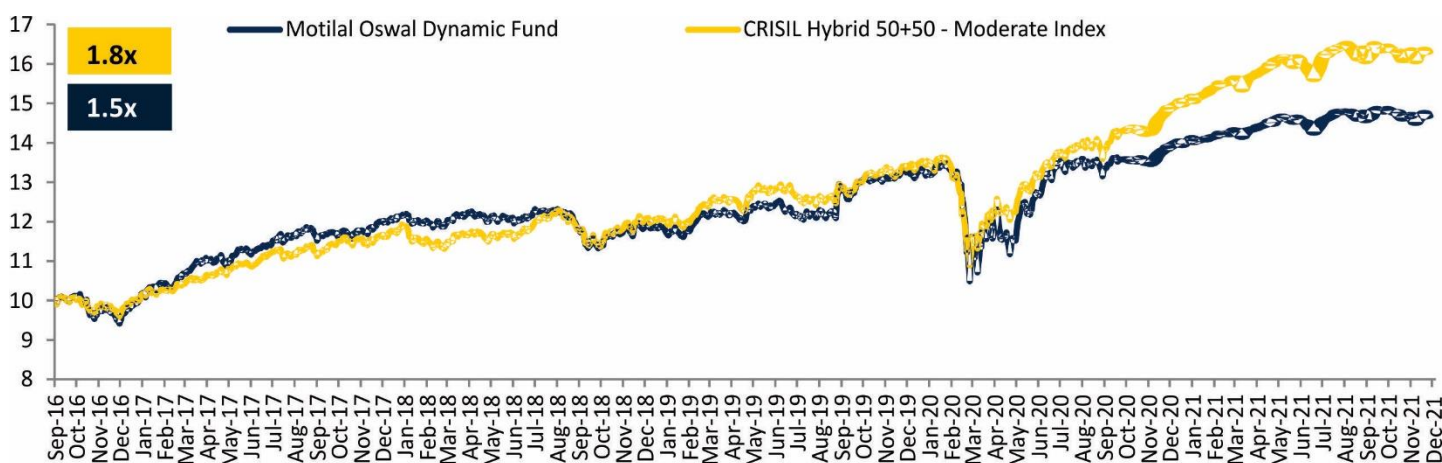
## PORTFOLIO ACTIONS IN LAST 3 MONTHS

**Companies Added:** Indiabulls Real Estate Ltd, MTAR Technologies Ltd, Fino Payments Bank Ltd, Nazara Technologies Ltd, Religare Enterprises Ltd

**Companies Exited:** Bajaj Auto Ltd, Kotak Mahindra Bank Ltd, Alkem Laboratories Ltd, HDFC Life Insurance Co. Ltd.



## Performance Since Inception



Returns in %	1 Year		3 Year		5 Year		Since Inception	
	CAGR (%)	Rs. 10,000	CAGR (%)	Rs. 10,000	CAGR (%)	Rs. 10,000	CAGR (%)	Rs. 10,000
Motilal Oswal Dynamic Fund	7.4	10,741	9.0	12,960	9.8	15,986	8.6	15,444
CRISIL Hybrid 50+50 – Moderate TRI	15.9	11,585	14.6	15,047	13.1	18,559	12.0	18,188
Nifty 50 TRI	25.6	12,559	18.3	16,552	17.7	22,561	15.4	21,241

**Source:** Internal Analysis. The above is used to explain the concept and is for illustration purpose only and should not be used for development or implementation of an investment strategy. Past performance may or may not be sustained in future.

PORTFOLIO & SECTORAL ALLOCATION

Top 10 Holdings (Net Equity)	(%) of Holding
Larsen & Toubro Ltd	4.2
SBI Life Insurance Company Ltd	3.9
State Bank of India	3.6
SBI Cards and Payment Services Ltd	3.1
Indiabulls Real Estate Ltd	2.8
ICICI Lombard General Insurance Company Ltd	2.6
Axis Bank Ltd	2.6
WABCO India Ltd	2.6
Tata Consultancy Services Ltd	2.3
Maruti Suzuki India Ltd	2.1

DEBT ALLOCATION

Bonds/NCDs	Weightage %
Sundaram Finance Ltd	4.6
Bajaj Finance Ltd	4.0
Cholamandalam Investment and Finance Company Ltd	2.4
HDB Financial Services Ltd	2.3
Sundaram Home Finance Ltd	1.0
National Bank For Agriculture and Rural Development	0.6
Britannia Industries Ltd	0.00

ASSET ALLOCATION

Asset Class	Weightage %
Equity & Equity Related	67.7
Derivatives	18.0
Net Equity	49.7
REIT & INVIT	6.5
BONDS & NCDs	14.9
Money Market Instrument (CD,CBLO & Treasury Bill)	8.1
Cash & Cash Equivalents	2.9
Total	100. 0

Net Equity Levels	50%
-------------------	-----

QUANTITATIVE INDICATORS

Debt Quants	
Average Maturity	1.51 yrs
YTM	5.02%
Macaulay Duration	1.36 yrs
Modified Duration	1.29 yrs

MOVI

MOVI Band	Net Equity
Less Than 70	100
70-80	90-95
80-90	80-85
90-100	70-75
100-110	55-60
110-120	40-45
120-130	30-40
Greater Than 130	30-40

## MARKET CAPITALIZATION

Market Cap	Weightage (%)
Large Cap	69%
Mid Cap	15%
Small Cap	16%

Source: Market Categorization as recommended by AMFI

## RISK RATIOS

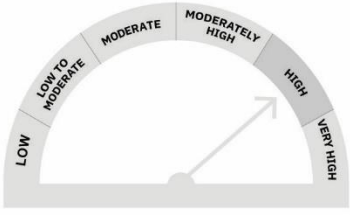
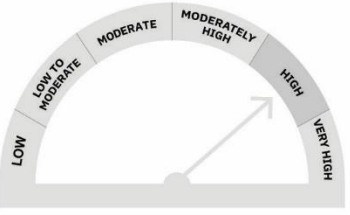
3 Year Data	Strategy
Standard Deviation	12.0
Sharpe Ratio#	0.5
Portfolio Turnover Ratio	4.2
Beta	1.1

#Risk free returns based on last overnight MIBOR cut-off of 3.60%.  
Data as on 31st December, 2021

## How Buy Right : Sit Tight works

Company	Initial Purchase Date	Initial Purchase Price	Current Price	Absolute Growth	CAGR (%)
Bajaj Finance	Sep-16	1104	6977	532%	41%
HDFC	Sep-16	1351	2586	91%	13%

**Disclaimer:** The Stocks mentioned above are used to explain the concept and is for illustration purpose only and should not be used for development or implementation of any investment strategy. It should not be construed as investment advice to any party. The stocks may or may not be part of our portfolio/strategy/ schemes. Past performance may or may not be sustained in future

Name of the scheme	Scheme Riskometer	Benchmark Riskometer CRISIL Hybrid 50 + 50 - Moderate
Motilal Oswal Dynamic Fund (MOFDYNAMIC) An open ended dynamic asset allocation fund		
<b>This product is suitable for investors who are seeking*</b>		
<ul style="list-style-type: none"> <li>Long-term capital growth</li> <li>Investment in equity, derivatives and debt instruments</li> </ul>	Investors understand that their principal will be at High risk	Investors understand that their principal will be at High risk

\*Investors should consult their financial advisers if in doubt about whether the product is suitable for them.

Source: Internal Analysis; The stocks mentioned herein are for general and comparison purpose only and not a complete disclosure of every material fact. The performance of the above stocks may or may not be sustained in future. It should not be construed as investment advice to any party. The stock prices are adjusted for corporate action.

**Disclaimers and Risk Factors:** The performance of schemes of Motilal Oswal Mutual Fund is Benchmarked to the Total Return variant of respective Index chosen as Benchmark as against Price Return variant of respective Benchmark Index. In case, the start/end date of the concerned period is non business date (NBD), the NAV of the previous date is considered for computation of returns. The NAV per unit shown in the table is as on the start date of the said period. Past performance may or may not be sustained in the future. Performance is for Regular Plan Growth Option. Different plans have different expense structure. Mr. Siddharth Bothra has been appointed as the Fund Manager for equity component with effect from 19-May-2021 and Mr. Abhiroop Mukherjee for debt component since inception. Kindly refer to the website [www.motilaloswalmf.com](http://www.motilaloswalmf.com) to see the performance of the funds managed by the same Fund Manager

Mutual Fund Investments are subject to market risks, read all scheme related documents carefully

**THINK EQUITY**  
**THINK MOTILAL OSWAL**

**MOTILAL OSWAL**  
Asset Management  
**MUTUAL FUND**

**BUY RIGHT**  
**SIT TIGHT**