

Motilal Oswal Large & Midcap Fund

(An open ended equity scheme investing in both large cap and mid cap stocks)

November 2023 (Data as on 31st October 2023. Inception date - 17th October 2019)



INVESTMENT APPROACH

Scheme Name: Motilal Oswal Large & Midcap Fund

Investment Objective:

The investment objective of the Scheme is to provide medium to long-term capital appreciation by investing primarily in Large and Midcap stocks. However, there can be no assurance or guarantee that the investment objective of the Scheme would be achieved.

Benchmark: Nifty Large Midcap 250 TRI

Scheme Details:

NAV Regular Plan Growth Option (Rs.)	20.5641
NAV Regular Plan IDCW Option (Rs.)	18.0597
NAV Direct Plan Growth Option (Rs.)	21.9485
NAV Direct Plan IDCW Option (Rs.)	19.012
Monthly AAUM (in Rs Crs.)	2370.28
Latest AUM (31-Oct-2023) (in Rs Crs.)	2390.37



KEY FEATURES & PORTFOLIO ATTRIBUTES

Invests in a mix of high quality Large and mid cap companies

Aims to create a high growth and low volatility portfolio

Focused on investing in industry leaders, positioned to benefit from market consolidation

Identifying companies with competitive advantages that can enable sustained profitability

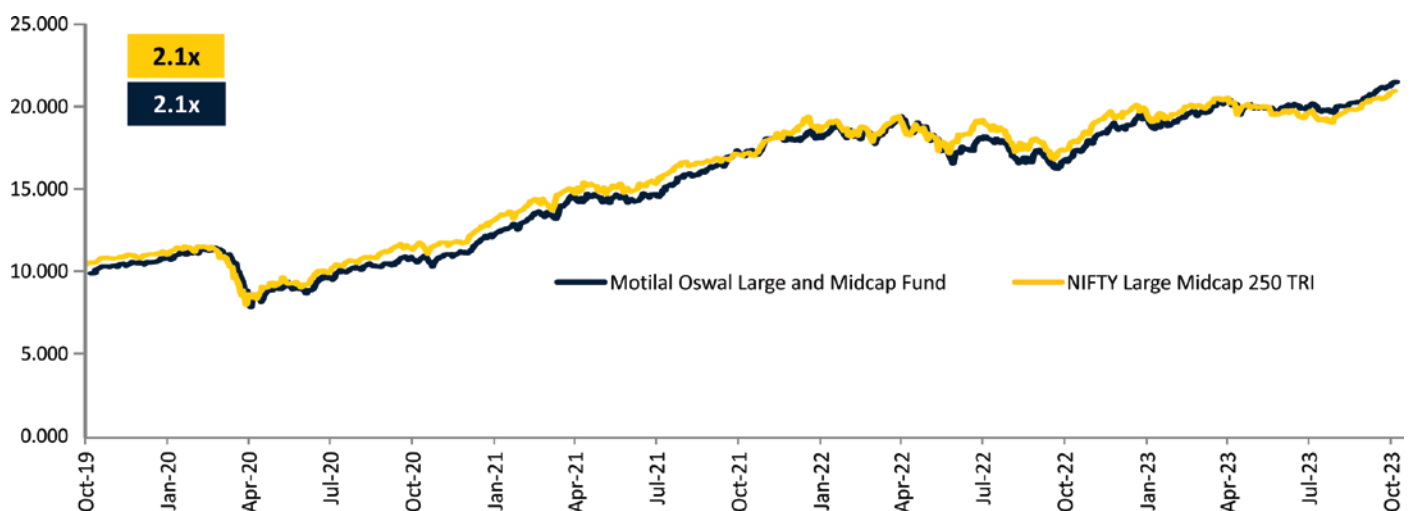


PORTFOLIO ACTIONS IN LAST 3 MONTHS

Companies Added:	BSE Ltd, Concord Biotech Ltd, Gland Pharma Ltd., HDFC Bank Ltd, InterGlobe Aviation Ltd., Jupiter Life Line Hospitals Ltd, KPIT Technologies Ltd., Kalyan Jewellers India Ltd., NTPC Ltd., Prestige Estates Projects Ltd., Reliance Strategic Investments Ltd, SBFC Finance Ltd, Zomato Ltd.
Companies Exited:	Axis Bank Ltd., Divgi Torqtransfer Systems Ltd., Gland Pharma Ltd., HDFC Bank Ltd., KSB Ltd., Netweb Technologies India Ltd., State Bank Of India.



Performance Since Inception

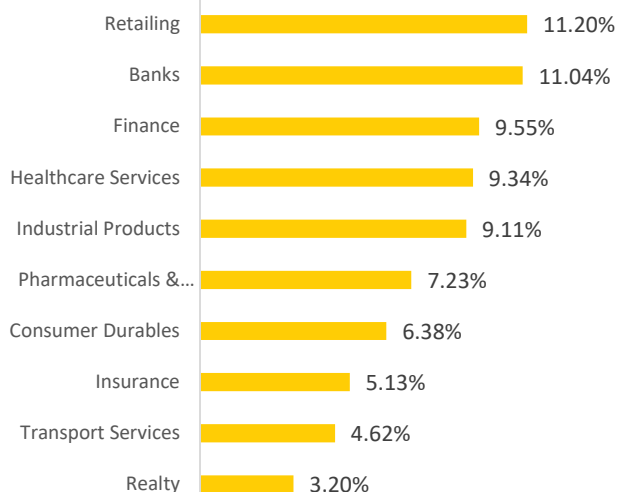


Returns in %	1 Year		3 Years		Since Inception	
	CAGR (%)	Rs. 10,000	CAGR (%)	Rs. 10,000	CAGR (%)	Rs. 10,000
Motilal Oswal Large & Midcap Fund	21.8	12,175	27.2	20,616	19.5	20,564
Nifty Large Midcap 250 TRI	14.3	11,425	25.3	19,701	20.1	20,951
Nifty 50 TRI	7.0	10,701	19.3	16,976	14.4	17,246

Source: Internal Analysis. The above is used to explain the concept and is for illustration purpose only and should not be used for development or implementation of an investment strategy. Past performance may or may not be sustained in future.

PORTFOLIO & SECTORAL ALLOCATION

Top 10 Holdings	(%) of Holding
Trent Ltd	5.4%
Global Health Ltd	5.2%
The Federal Bank Ltd	4.8%
Cholamandalam Investment and Finance Company Ltd	4.8%
InterGlobe Aviation Ltd	4.6%
Zomato Ltd	4.4%
Fortis Healthcare Ltd	4.1%
ICICI Bank Ltd	3.9%
Mankind Pharma Ltd	3.6%
Prestige Estates Projects Ltd	3.2%



Industry classification as recommended by AMFI

STRATEGY CONTRIBUTORS (1 YEAR TRAILING)

Top 5	Contribution
Global Health Ltd	3.8%
Trent Ltd	3.0%
Cholamandalam Investment & Finance Co. Ltd	1.7%
Max Financial Services Ltd.	1.5%
Jindal Stainless Ltd	1.5%

Bottom 5	Contribution
Jubilant Foodworks Ltd	-0.8%
Crompton Greaves Consumer Electrical Ltd.	-0.8%
Gujarat Gas Ltd.	-0.4%
Avenue Supermarts Ltd.	-0.3%
Timken India Ltd.	-0.3%

Source: ValueFY and Internal Analysis

Disclaimer: The Stocks mentioned above are used to explain the concept and is for illustration purpose only and should not be used for development or implementation of any investment strategy. It should not be construed as investment advice to any party. The stocks may or may not be part of our portfolio/strategy/ schemes. Past performance may or may not be sustained in future

MARKET CAPITALIZATION

Market Cap	Weightage (%)
Large Cap	42%
Mid Cap	37%
Small Cap	21%

Source: Market Categorization as recommended by AMFI

Risk Ratios

3 Year Data	Strategy
Standard Deviation	14.8%
Sharpe Ratio#	1.4
Portfolio Turnover Ratio	0.8
Beta	0.9

#Risk free returns based on last overnight MIBOR cut-off of 6.84%.
Data as on 31st October, 2023

Fund Manager

For Equity Component

Mr. Niket Shah

Managing this fund since 17-Oct-2023

He has overall 15 years of experience

For Debt Component

Mr. Rakesh Shetty

Managing this fund since 22-Nov-2022

He has a rich experience of more than 14 years

For Overseas Securities

Mr. Ankush Sood

He has been appointed as the Fund Manager for the Overseas Securities w.e.f. Nov 11, 2022

Mutual Fund Investments are subject to market risks, read all scheme related documents carefully

THINK EQUITY
THINK MOTILAL OSWAL



BUY RIGHT
SIT TIGHT

Other Schemes Managed by Fund Manager

Name of Fund Manager: Rakesh Shetty

	1 Year		3 Years		5 Years		Since Inception	
	Scheme	Benchmark	Scheme	Benchmark	Scheme	Benchmark	Scheme	Benchmark
	Return (%)	Return (%)	Return (%)	Return (%)	Return (%)	Return (%)	Return (%)	Return (%)
Top 3								
Motilal Oswal S&P BSE Enhanced Value ETF	42.1	42.9	-	-	-	-	43.3	44.1
Motilal Oswal S&P BSE Enhanced Value Index Fund	40.2	42.9	-	-	-	-	41.5	44.1
Motilal Oswal NASDAQ 100 Fund of Fund	25.0	27.2	11.4	13.3	-	-	19.9	21.1
Bottom 3								
Motilal Oswal Focused Fund	5.8	9.9	14.2	21.8	13.2	15.2	13.0	14.3
Motilal Oswal Ultra Short Term Fund	5.7	7.7	3.8	5.5	2.8	6.3	4.0	7.3
Motilal Oswal Nasdaq Q 50 ETF	-4.6	-4.1	-	-	-	-	-14.3	-13.8

Note: Rakesh Shetty manages 30 schemes of Motilal Oswal Mutual Fund.

Source/Disclaimer : MOAMC . Past performance may or may not be sustained in the future. Performance is for Regular Plan Growth Option. Different plans have different expense structure. In case the number of schemes managed by a fund manager is more than six, performance data of top 3 and bottom 3 schemes managed by fund manager has been provided herein. Period for which scheme’s performance has been provided is computed basis last day of the month-end preceding the date of advertisement. Different plans shall have a different expense structure. The performance details provided herein are of Regular plan.

Other Schemes Managed by Fund Manager

Name of Fund Manager: Niket Shah

	1 Year		3 Years		5 Years		Since Inception	
	Scheme	Benchmark	Scheme	Benchmark	Scheme	Benchmark	Scheme	Benchmark
	Return (%)	Return (%)	Return (%)	Return (%)	Return (%)	Return (%)	Return (%)	Return (%)
Motilal Oswal Midcap Fund	18.4	23.5	35.0	32.0	21.6	20.2	20.7	21.2
Motilal Oswal ELSS Tax Saver Fund	17.5	9.9	23.9	21.8	15.3	15.2	14.2	11.6
Motilal Oswal Flexi Cap Fund	11.9	9.9	14.8	21.8	10.8	15.2	15.3	14.1

Note: Niket Shah manages 4 schemes of Motilal Oswal Mutual Fund.

Source/Disclaimer : MOAMC . Past performance may or may not be sustained in the future. Performance is for Regular Plan Growth Option. Different plans have different expense structure. In case the number of schemes managed by a fund manager is more than six, performance data of top 3 and bottom 3 schemes managed by fund manager has been provided herein. Period for which scheme’s performance has been provided is computed basis last day of the month-end preceding the date of advertisement. Different plans shall have a different expense structure. The performance details provided herein are of Regular plan.

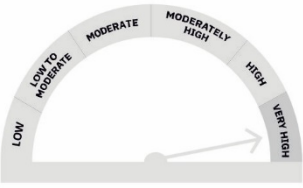
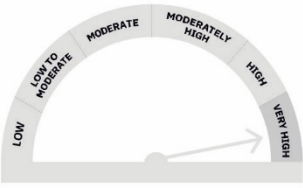
Other Schemes Managed by Fund Manager

Name of Fund Manager: Ankush Sood

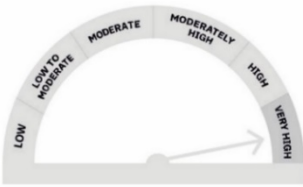
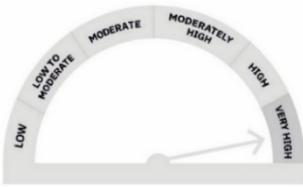
	1 Year		3 Years		5 Years		Since Inception	
	Scheme Return (%)	Benchmark Return (%)	Scheme Return (%)	Benchmark Return (%)	Scheme Return (%)	Benchmark Return (%)	Scheme Return (%)	Benchmark Return (%)
Top 3								
Motilal Oswal Nasdaq 100 ETF	26.0	27.2	12.3	13.3	19.1	20.1	21.3	22.8
Motilal Oswal Balanced Advantage Fund	19.0	7.8	10.9	12.5	9.8	11.8	9.0	10.5
Motilal Oswal Midcap Fund	18.4	23.5	35.0	32.0	21.6	20.2	20.7	21.2
Bottom 3								
Motilal Oswal S&P 500 Index Fund	8.3	9.9	12.0	14.0	-	-	13.7	15.9
Motilal Oswal Focused Fund	5.8	9.9	14.2	21.8	13.2	15.2	13.0	14.3
Motilal Oswal Nasdaq Q 50 ETF	-4.6	-4.1	-	-	-	-	-14.3	-13.8

Note: Ankush Sood manages 10 schemes of Motilal Oswal Mutual Fund.

Source/Disclaimer : MOAMC . Past performance may or may not be sustained in the future. Performance is for Regular Plan Growth Option. Different plans have different expense structure. In case the number of schemes managed by a fund manager is more than six, performance data of top 3 and bottom 3 schemes managed by fund manager has been provided herein. Period for which scheme’s performance has been provided is computed basis last day of the month-end preceding the date of advertisement. Different plans shall have a different expense structure. The performance details provided herein are of Regular plan.

Name of the scheme	Scheme Riskometer	Benchmark Riskometer Nifty Large Midcap 250 TRI
Motilal Oswal Large and Midcap Fund (Large and Midcap Fund - An open ended equity scheme investing in both large cap and mid cap stocks)		
This product is suitable for investors who are seeking* <ul style="list-style-type: none">Long-term capital growthInvestment predominantly in equity and equity related instruments of large and midcap stocks	Investors understand that their principal will be at Very High risk	Investors understand that their principal will be at Very High risk

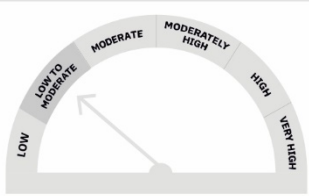
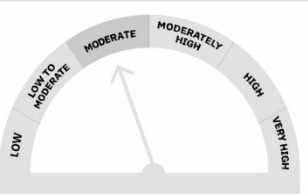
*Investors should consult their financial advisers if in doubt about whether the product is suitable for them.

Name of the scheme	Scheme Riskometer	Benchmark Riskometer Nifty Midcap 150 TRI
Motilal Oswal Midcap Fund (Formerly known as Motilal Oswal Midcap 30 Fund) (An open ended equity scheme predominantly investing in mid cap stocks)		
This product is suitable for investors who are seeking* <ul style="list-style-type: none">Long-term capital growthInvestment in equity and equity related instruments in quality mid-cap companies having long-term competitive advantages and potential for growth.	Investors understand that their principal will be at Very High risk	Investors understand that their principal will be at Very High risk

*Investors should consult their financial advisers if in doubt about whether the product is suitable for them.

Name of the scheme	Scheme Riskometer	Benchmark Riskometer Nifty 500 TRI
Motilal Oswal ELSS Tax Saver Fund (Formerly known as Long Term Equity Fund) (An open ended equity linked saving scheme with a statutory lock in of 3 years and tax benefit)		
This product is suitable for investors who are seeking*	Investors understand that their principal will be at Very High risk	Investors understand that their principal will be at Very High risk
<ul style="list-style-type: none"> Long-term capital growth Investment predominantly in equity and equity related instruments 		

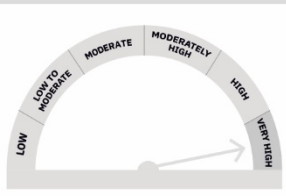
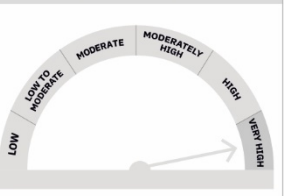
*Investors should consult their financial advisers if in doubt about whether the product is suitable for them.

Name of the scheme	Scheme Riskometer	Benchmark Riskometer CRISIL Ultra Short Duration Debt B-I Index
Motilal Oswal Ultra Short Term Fund (An open ended ultra-short term debt scheme investing in instruments such that the Macaulay duration of the portfolio is between 3 months and 6 months (A Relatively Low Interest Rate Risk and Moderate Credit Risk))		
This product is suitable for investors who are seeking*	Investors understand that their principal will be at Low to Moderate risk	Investors understand that their principal will be at Moderate risk
<ul style="list-style-type: none"> Optimal returns consistent with moderate levels of risk Investment in debt securities and money market securities with Macaulay duration of the portfolio between 3 months and 6 months. 		

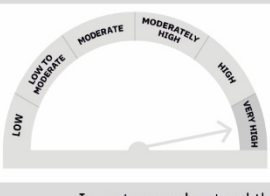
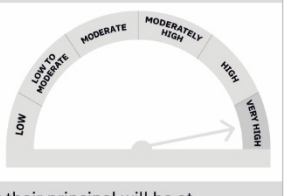
*Investors should consult their financial advisers if in doubt about whether the product is suitable for them.

Name of the scheme	Scheme Riskometer	Benchmark Riskometer CRISIL Hybrid 50 + 50 - Moderate Index
Motilal Oswal Balanced Advantage Fund (Formerly known as Motilal Oswal Dynamic Fund) (An open ended dynamic asset allocation fund)		
This product is suitable for investors who are seeking*	Investors understand that their principal will be at Very High risk	Investors understand that their principal will be at High risk
<ul style="list-style-type: none"> Long-term capital growth Investment in equity, derivatives and debt instruments 		



*Investors should consult their financial advisers if in doubt about whether the product is suitable for them.

Name of the scheme	Scheme Riskometer	S&P BSE Enhanced Value Total Return Index
Motilal Oswal S&P BSE Enhanced Value Index Fund (An open ended fund replicating / tracking the S&P BSE Enhanced Value Total Return Index)		
This product is suitable for investors who are seeking*	Investors understand that their principal will be at Very High risk	
<ul style="list-style-type: none"> Return that corresponds to the performance of S&P BSE Enhanced Value Index subject to tracking error. Long term capital growth. 		

*Investors should consult their financial advisers if in doubt about whether the product is suitable for them.

Name of the scheme	Scheme Riskometer	S&P BSE Enhanced Value Total Return Index
Motilal Oswal S&P BSE Enhanced Value ETF (An open ended scheme replicating / tracking the S&P BSE Enhanced Value Total Return Index) BSE Scrip Code and NSE Symbol: (BSE:543576, NSE: MOVALUE)		
This product is suitable for investors who are seeking*	Investors understand that their principal will be at Very High risk	
<ul style="list-style-type: none"> Return that corresponds to the performance of S&P BSE Enhanced Value Total Return Index subject to tracking error. Long term capital growth. 		

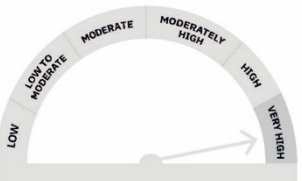

*Investors should consult their financial advisers if in doubt about whether the product is suitable for them.

Name of the scheme	Scheme Riskometer	Benchmark Riskometer Nifty 500 TRI
Motilal Oswal Focused Fund (Formerly known as Motilal Oswal Focused 25 Fund) (An open ended equity scheme investing in maximum 30 stocks intending to focus on Large Cap.)		
This product is suitable for investors who are seeking*	Investors understand that their principal will be at Very High risk	Investors understand that their principal will be at Very High risk
<ul style="list-style-type: none"> Return by investing upto 30 companies with long term sustainable competitive advantage and growth potential. Investment in Equity and equity related instruments subject to overall limit of 30 companies. 		

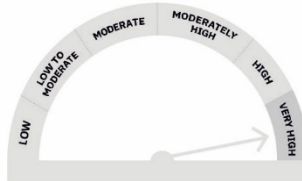
*Investors should consult their financial advisers if in doubt about whether the product is suitable for them.

Name of the scheme	Scheme Riskometer	Benchmark Riskometer NASDAQ 100 TRI
Motilal Oswal Nasdaq 100 ETF (An open ended scheme replicating/tracking NASDAQ-100 Index)		
This product is suitable for investors who are seeking*	Investors understand that their principal will be at Very High risk	Investors understand that their principal will be at Very High risk
<ul style="list-style-type: none"> Return that corresponds generally to the performance of the Nasdaq-100 Index, subject to tracking error Investment in equity securities of NASDAQ-100 Index 		

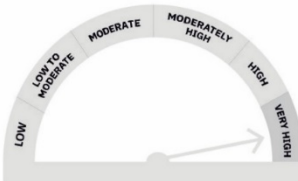
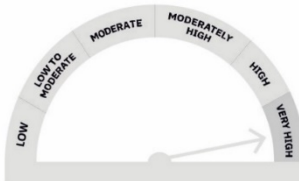
*Investors should consult their financial advisers if in doubt about whether the product is suitable for them.

Name of the scheme	Scheme Riskometer	Benchmark Riskometer NASDAQ 100 TRI
Motilal Oswal Nasdaq 100 Fund of Fund (An open ended fund of fund scheme investing in Motilal Oswal Nasdaq 100 ETF)		
This product is suitable for investors who are seeking*	Investors understand that their principal will be at Very High risk	Investors understand that their principal will be at Very High risk
<ul style="list-style-type: none"> Long term capital appreciation Return that corresponds generally to the performance of the Scheme, Motilal Oswal Nasdaq 100 ETF through investment in units of Motilal Oswal Nasdaq 100 ETF. 		


*Investors should consult their financial advisers if in doubt about whether the product is suitable for them.

Name of the scheme	Scheme Riskometer	Benchmark Riskometer NASDAQ Q-50 TRI
Motilal Oswal Nasdaq Q 50 ETF (An open ended scheme replicating/tracking NASDAQ Q-50 TRI)		
This product is suitable for investors who are seeking*	Investors understand that their principal will be at Very High risk	Investors understand that their principal will be at Very High risk
<ul style="list-style-type: none"> Returns that corresponds generally to the performance of the NASDAQ Q-50 TRI, subject to tracking error. Long term capital growth. 		

*Investors should consult their financial advisers if in doubt about whether the product is suitable for them.

Name of the scheme	Scheme Riskometer	Benchmark Riskometer Nifty 500 TRI
Motilal Oswal Flexi Cap Fund - (An open ended dynamic equity scheme investing across large cap, mid cap, small cap stocks)		
This product is suitable for investors who are seeking*		
<ul style="list-style-type: none"> Long-term capital growth Investment in equity and equity related instruments across sectors and market-capitalization levels. 	Investors understand that their principal will be at Very High risk	Investors understand that their principal will be at Very High risk

*Investors should consult their financial advisers if in doubt about whether the product is suitable for them.

Name of the scheme	Scheme Riskometer	Benchmark Riskometer S&P 500 TRI
Motilal Oswal S&P 500 Index Fund (An open ended scheme replicating / tracking S&P 500 Index)		
This product is suitable for investors who are seeking*		
<ul style="list-style-type: none"> Return that corresponds to the performance of S&P 500 Index subject to tracking error Investment in equity securities of S&P 500 Index 	Investors understand that their principal will be at Very High risk	Investors understand that their principal will be at Very High risk

*Investors should consult their financial advisers if in doubt about whether the product is suitable for them.

Motilal Oswal Ultra Short Term Fund

Potential Risk Class Matrix			
Credit Risk of the scheme→	Relatively Low (Class A: CRV >=12)	Moderate (Class B : CRV >=10)	Relatively High (Class C: CRV <10)
Max Interest Rate Risk of the scheme↓			
Relatively Low Class I: (MD<=1 year)		B-I	
Moderate Class II: (MD<=3 years)			
Relatively High Class III: Any Macaulay duration			

Source: Internal Analysis; The stocks mentioned herein are for general and comparison purpose only and not a complete disclosure of every material fact. The performance of the above stocks may or may not be sustained in future. It should not be construed as investment advice to any party. The stock prices are adjusted for corporate action.

Disclaimers and Risk Factors: he performance of schemes of Motilal Oswal Mutual Fund is Benchmarked to the Total Return variant of respective Index chosen as Benchmark as against Price Return variant of respective Benchmark Index. In case, the start/end date of the concerned period is non business date (NBD), the NAV of the previous date is considered for computation of returns. The NAV per unit shown in the table is as on the start date of the said period. Past performance may or may not be sustained in the future. Performance is for Regular Plan Growth Option. Different plans have different expense structure. Mr.Niket Shah has been appointed as the Fund Manager for equity component with effect from 17-Oct-2023, Mr. Rakesh Shetty is the fund manager for debt component with effect 22-Nov-2022 and Mr. Ankush Sood is the fund manager for Foreign Securities with effect 11-Nov-2022 . Kindly refer to the website www.motilaloswalmf.com to see the performance of the funds managed by the same Fund Manager

Mutual Fund Investments are subject to market risks, read all scheme related documents carefully

THINK EQUITY
THINK MOTILAL OSWAL

