

Motilal Oswal Midcap Fund

(Formerly known as Motilal Oswal Midcap 30 Fund)

(An open ended equity scheme predominantly investing in mid cap stocks)



**BUY RIGHT
SIT TIGHT**

March 2023 (Data as on 28th February 2023. Inception date - 24th Feb 2014)



INVESTMENT APPROACH

Scheme Name: Motilal Oswal Midcap Fund

Investment Objective:

The investment objective of the Scheme is to achieve long term capital appreciation by investing in quality mid-cap companies having long-term competitive advantages and potential for growth. However, there can be no assurance or guarantee that the investment objective of the Scheme would be achieved.

Benchmark: Nifty Midcap 150 TRI

Scheme Details:

NAV Regular Plan Growth Option (Rs.)	50.4379
NAV Regular Plan IDCW Option (Rs.)	28.7515
NAV Direct Plan Growth Option (Rs.)	56.3391
NAV Direct Plan IDCW Option (Rs.)	30.2853
Monthly AAUM (in Rs Crs.)	3,725.49
Latest AUM (28-Feb-2023) (in Rs Crs.)	3,769.30



KEY FEATURES & PORTFOLIO ATTRIBUTES

Focused portfolio of around 32 companies

9+ year performance track record of 19.7% CAGR since inception as of 28th February, 2023

Portfolio is actively realigned in last few months to changing business environments

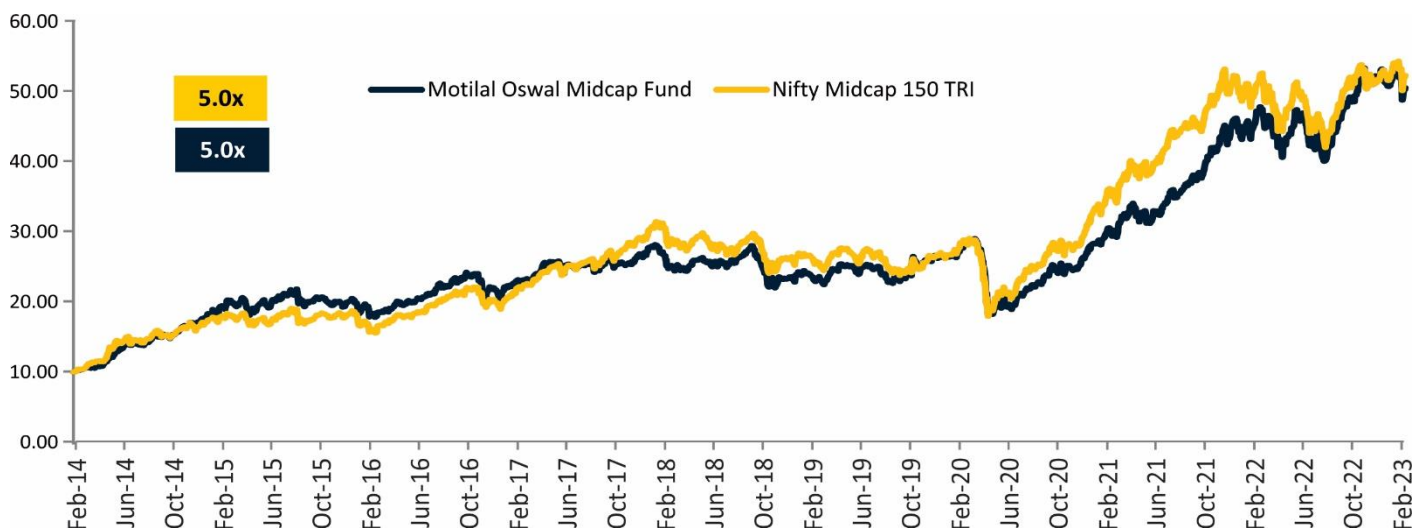


PORTFOLIO ACTIONS IN LAST 3 MONTHS

Companies Added:	AIA Engineering Ltd, Asian Paints Ltd, Bajaj Finance Ltd, Balkrishna Industries Ltd, Globus Spirits Ltd, ICICI Bank Ltd, Ipca Laboratories Ltd, KPIT Technologies Ltd, Mphasis Ltd, Persistent Systems Ltd, Syngene International Ltd.
Companies Exited:	Aditya Birla Fashion & Retail Ltd, Ambuja Cements Ltd, Asian Paints Ltd, Bajaj Finance Ltd, DCX Systems Ltd, Electronics Mart India Ltd, ICICI Bank Ltd, Prudent Corporate Advisory Services Ltd, Syngene International Ltd, Trent Ltd.



Performance Since Inception

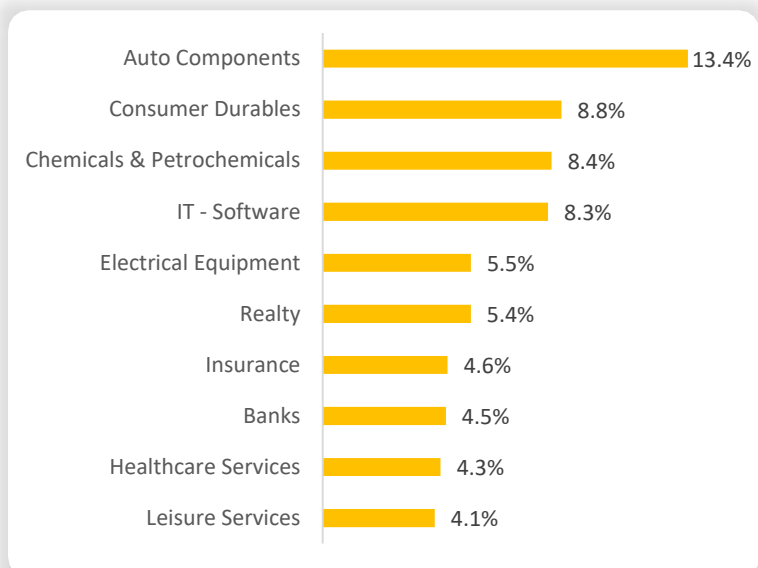


Returns in %	1 Year		3 Year		5 Year		Since Inception	
	CAGR (%)	Rs. 10,000	CAGR (%)	Rs. 10,000	CAGR (%)	Rs. 10,000	CAGR (%)	Rs. 10,000
Motilal Oswal Midcap Fund	16.6	11,663	22.3	18,295	14.8	19,932	19.7	50,438
Nifty Midcap 150 TRI	8.3	10,828	23.1	18,683	11.8	17,508	19.6	50,285
Nifty 50 TRI	4.3	10,427	17.0	16,014	11.9	17,540	13.5	31,248

Source: Internal Analysis. The above is used to explain the concept and is for illustration purpose only and should not be used for development or implementation of an investment strategy. Past performance may or may not be sustained in future.

PORTFOLIO & SECTORAL ALLOCATION

Top 10 Holdings	(%) of Holding
Tube Investments of India Ltd	11.2
Campus Activewear Ltd	5.5
CG Power and Industrial Solutions Ltd	5.5
The Phoenix Mills Ltd	4.9
Max Financial Services Ltd	4.6
Navin Fluorine International Ltd	4.4
The Indian Hotels Company Ltd	4.1
KPIT Technologies Ltd	3.9
Vedant Fashions Ltd	3.5
Max Healthcare Institute Ltd	3.4



Industry classification as recommended by AMFI

STRATEGY CONTRIBUTORS (1 YEAR TRAILING)

Top 5	Contribution
Tube Investments of India Ltd.	8.2%
CG Power & Industrial Solutions Ltd.	5.9%
Phoenix Mills Ltd	3.1%
Ruchi Soya Inds. Ltd	1.9%
Campus Activewear Ltd	1.1%

Bottom 5	Contribution
Gujarat Gas Ltd.	-1.5%
Voltas Ltd	-1.5%
Max Financial Services Ltd.	-0.8%
Crompton Greaves Consumer Electrical Ltd.	-0.5%
Deepak Nitrite Ltd.	-0.4%

Source: Value FY and Internal Analysis

Disclaimer: The Stocks mentioned above are used to explain the concept and is for illustration purpose only and should not be used for development or implementation of any investment strategy. It should not be construed as investment advice to any party. The stocks may or may not be part of our portfolio/strategy/ schemes. Past performance may or may not be sustained in future

MARKET CAPITALIZATION

Market Cap	Weightage (%)
Large Cap	9%
Mid Cap	82%
Small Cap	9%

Source: Market Categorization as recommended by AMFI

Fund Manager

For Equity Component

Mr. Niket Shah

He has been appointed as a Fund Manager with effect from July 01, 2020

He has overall 10 years of experience

For Debt Component

Mr. Rakesh Shetty

He has been appointed as the Fund Manager for the Debt component w.e.f. Nov 22, 2022.

For Foreign Securities

Mr. Ankush Sood

He has been appointed as the Fund Manager for the Overseas Securities w.e.f. Nov 11, 2022.

Risk Ratios

3 Year Data	Strategy
Standard Deviation	24.0%
Sharpe Ratio#	0.7
Portfolio Turnover Ratio	1.2
Beta	0.9

#Risk free returns based on last overnight MIBOR cut-off of 6.70%.
Data as on 28th February, 2023

How Buy Right : Sit Tight works

Company	Initial Purchase Date	Initial Purchase Price	Current Price	Absolute Growth	CAGR (%)
Voltas	Aug-14	179	892	397%	21%
Astral Ltd	Aug-17	371	1889	409%	34%

Disclaimer: The Stocks mentioned above are used to explain the concept and is for illustration purpose only and should not be used for development or implementation of any investment strategy. It should not be construed as investment advice to any party. The stocks may or may not be part of our portfolio/strategy/ schemes. Past performance may or may not be sustained in future

Other Schemes Managed by Fund Manager

Name of Fund Manager: Rakesh Shetty

	1 Year		3 Years		5 Years		Since Inception	
	Scheme Return (%)	Benchmark Return (%)	Scheme Return (%)	Benchmark Return (%)	Scheme Return (%)	Benchmark Return (%)	Scheme Return (%)	Benchmark Return (%)
Top 3								
Motilal Oswal Large and Midcap Fund	7.3	4.9	16.2	19.6	-	-	16.7	17.9
Motilal Oswal MSCI EAFE Top 100 Select Index Fund	7.2	6.8	-	-	-	-	5.1	8.3
Motilal Oswal Long Term Equity Fund	5.6	2.6	12.9	17.5	8.3	10.7	12.9	10.5
Bottom 3								
Motilal Oswal NASDAQ 100 Fund of Fund	-6.2	-5.8	17.0	19.2	-	-	18.5	19.4
Motilal Oswal Nifty 200 Momentum 30 ETF	-6.9	-6.4	-	-	-	-	-10.7	-10.0
Motilal Oswal Nifty 200 Momentum 30 Index Fund	-7.7	-6.4	-	-	-	-	-11.4	-10.0

Note: Rakesh Shetty manages 29 schemes of Motilal Oswal Mutual Fund.

Source/Disclaimer : MOAMC . Past performance may or may not be sustained in the future. Performance is for Regular Plan Growth Option. Different plans have different expense structure. In case the number of schemes managed by a fund manager is more than six, performance data of top 3 and bottom 3 schemes managed by fund manager has been provided herein. Period for which scheme’s performance has been provided is computed basis last day of the month-end preceding the date of advertisement. Different plans shall have a different expense structure. The performance details provided herein are of Regular plan.

Other Schemes Managed by Fund Manager

Name of Fund Manager: Niket Shah

	1 Year		3 Years		5 Years		Since Inception	
	Scheme Return (%)	Benchmark Return (%)	Scheme Return (%)	Benchmark Return (%)	Scheme Return (%)	Benchmark Return (%)	Scheme Return (%)	Benchmark Return (%)
Motilal Oswal Flexi Cap Fund	0.2	2.6	6.9	17.5	3.7	10.7	14.0	13.3

Note: Niket Shah manages 2 schemes of Motilal Oswal Mutual Fund.

Source/Disclaimer : MOAMC . Past performance may or may not be sustained in the future. Performance is for Regular Plan Growth Option. Different plans have different expense structure. In case the number of schemes managed by a fund manager is more than six, performance data of top 3 and bottom 3 schemes managed by fund manager has been provided herein. Period for which scheme’s performance has been provided is computed basis last day of the month-end preceding the date of advertisement. Different plans shall have a different expense structure. The performance details provided herein are of Regular plan.

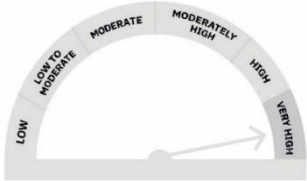

Other Schemes Managed by Fund Manager

Name of Fund Manager: Ankush Sood



	1 Year		3 Years		5 Years		Since Inception	
	Scheme Return (%)	Benchmark Return (%)	Scheme Return (%)	Benchmark Return (%)	Scheme Return (%)	Benchmark Return (%)	Scheme Return (%)	Benchmark Return (%)
Top 3								
Motilal Oswal Large and Midcap Fund	7.3	4.9	16.2	19.6	-	-	16.7	17.9
Motilal Oswal MSCI EAFE Top 100 Select Index Fund	7.2	6.8	-	-	-	-	5.1	8.3
Motilal Oswal Focused Fund	3.3	2.6	10.3	17.5	8.2	10.7	12.4	13.5
Bottom 3								
Motilal Oswal S&P 500 Index Fund	-0.5	1.2	-	-	-	-	14.7	17.0
Motilal Oswal Nasdaq Q 50 ETF	-3.7	-3.1	-	-	-	-	-14.9	-14.5
Motilal Oswal Nasdaq 100 ETF	-6.7	-5.8	18.2	19.2	17.3	18.4	20.7	22.3

Note: Ankush Sood manages 9 schemes of Motilal Oswal Mutual Fund.



Source/Disclaimer : MOAMC . Past performance may or may not be sustained in the future. Performance is for Regular Plan Growth Option. Different plans have different expense structure. In case the number of schemes managed by a fund manager is more than six, performance data of top 3 and bottom 3 schemes managed by fund manager has been provided herein. Period for which scheme’s performance has been provided is computed basis last day of the month-end preceding the date of advertisement. Different plans shall have a different expense structure. The performance details provided herein are of Regular plan.

Name of the scheme	Scheme Riskometer	Benchmark Riskometer Nifty Midcap 150 TRI
Motilal Oswal Midcap Fund (Formerly known as Motilal Oswal Midcap 30 Fund) (An open ended equity scheme predominantly investing in mid cap stocks)		
This product is suitable for investors who are seeking* <ul style="list-style-type: none">Long-term capital growthInvestment in equity and equity related instruments in quality mid-cap companies having long-term competitive advantages and potential for growth.	Investors understand that their principal will be at Very High risk	Investors understand that their principal will be at Very High risk

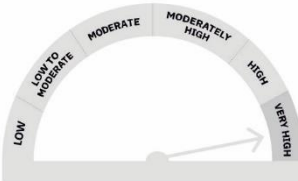
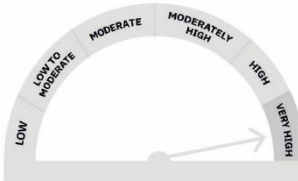
*Investors should consult their financial advisers if in doubt about whether the product is suitable for them.

Name of the scheme	Scheme Riskometer	Benchmark Riskometer Nifty Large Midcap 250 TRI
Motilal Oswal Large and Midcap Fund (Large and Midcap Fund - An open ended equity scheme investing in both large cap and mid cap stocks)		
This product is suitable for investors who are seeking* <ul style="list-style-type: none">Long-term capital growthInvestment predominantly in equity and equity related instruments of large and midcap stocks	Investors understand that their principal will be at Very High risk	Investors understand that their principal will be at Very High risk

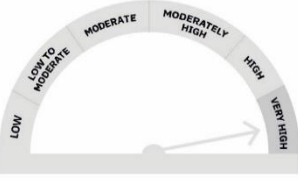
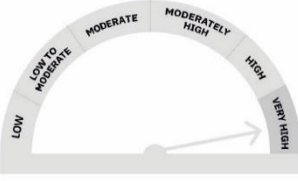
*Investors should consult their financial advisers if in doubt about whether the product is suitable for them.

Name of the scheme	Scheme Riskometer	Benchmark Riskometer MSCI EAFE Top 100 Select Index
Motilal Oswal MSCI EAFE Top 100 Select Index Fund (An open ended scheme replicating/ tracking MSCI EAFE Top 100 Select Index)		
This product is suitable for investors who are seeking* <ul style="list-style-type: none">Returns that corresponds to the performance of MSCI EAFE Top 100 Select Index, subject to tracking error.Long term capital growth.	Investors understand that their principal will be at Very High risk	Investors understand that their principal will be at Very High risk


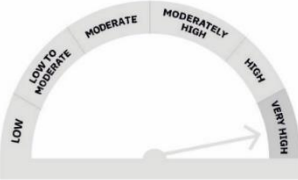
*Investors should consult their financial advisers if in doubt about whether the product is suitable for them.

Name of the scheme	Scheme Riskometer	Benchmark Riskometer Nifty 500 TRI
Motilal Oswal Long Term Equity Fund (An open ended equity linked saving scheme with a statutory lock in of 3 years and tax benefit)		
This product is suitable for investors who are seeking*		
<ul style="list-style-type: none"> Long-term capital growth Investment predominantly in equity and equity related instruments 	Investors understand that their principal will be at Very High risk	Investors understand that their principal will be at Very High risk



*Investors should consult their financial advisers if in doubt about whether the product is suitable for them.

Name of the scheme	Scheme Riskometer	Benchmark Riskometer NASDAQ 100 TRI
Motilal Oswal Nasdaq 100 Fund of Fund (An open ended fund of fund scheme investing in Motilal Oswal Nasdaq 100 ETF)		
This product is suitable for investors who are seeking*		
<ul style="list-style-type: none"> Long term capital appreciation Return that corresponds generally to the performance of the Scheme, Motilal Oswal Nasdaq 100 ETF through investment in units of Motilal Oswal Nasdaq 100 ETF. 	Investors understand that their principal will be at Very High risk	Investors understand that their principal will be at Very High risk

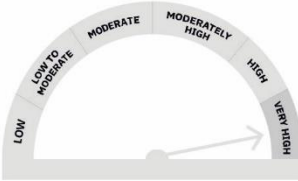
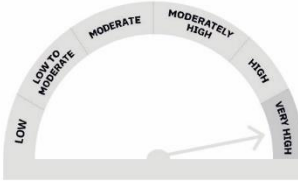
*Investors should consult their financial advisers if in doubt about whether the product is suitable for them.

Name of the scheme	Scheme Riskometer	Benchmark Riskometer Nifty 500 TRI
Motilal Oswal Flexi Cap Fund - (An open ended dynamic equity scheme investing across large cap, mid cap, small cap stocks)		
This product is suitable for investors who are seeking*		
<ul style="list-style-type: none"> Long-term capital growth Investment in equity and equity related instruments across sectors and market-capitalization levels. 	Investors understand that their principal will be at Very High risk	Investors understand that their principal will be at Very High risk

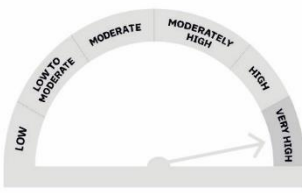
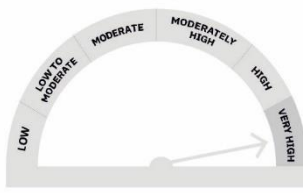
*Investors should consult their financial advisers if in doubt about whether the product is suitable for them.

Name of the scheme	Scheme Riskometer	Benchmark Riskometer Nifty 500 TRI
Motilal Oswal Focused Fund (Formerly known as Motilal Oswal Focused 25 Fund) (An open ended equity scheme investing in maximum 30 stocks intending to focus on Large Cap.)		
This product is suitable for investors who are seeking*		
<ul style="list-style-type: none"> Return by investing upto 30 companies with long term sustainable competitive advantage and growth potential. Investment in Equity and equity related instruments subject to overall limit of 30 companies. 	Investors understand that their principal will be at Very High risk	Investors understand that their principal will be at Very High risk

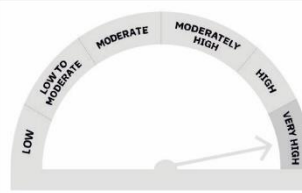
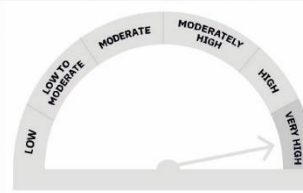
*Investors should consult their financial advisers if in doubt about whether the product is suitable for them.

Name of the scheme	Scheme Riskometer	Benchmark Riskometer S&P 500 TRI
Motilal Oswal S&P 500 Index Fund (An open ended scheme replicating/tracking S&P 500 Index)		
This product is suitable for investors who are seeking*		
<ul style="list-style-type: none"> Return that corresponds to the performance of S&P 500 Index subject to tracking error Investment in equity securities of S&P 500 Index 	Investors understand that their principal will be at Very High risk	Investors understand that their principal will be at Very High risk

*Investors should consult their financial advisers if in doubt about whether the product is suitable for them.

Name of the scheme	Scheme Riskometer	Benchmark Riskometer NASDAQ Q-50 TRI
Motilal Oswal Nasdaq Q 50 ETF (An open ended scheme replicating/tracking NASDAQ Q-50 TRI)		
This product is suitable for investors who are seeking*	Investors understand that their principal will be at Very High risk	Investors understand that their principal will be at Very High risk
<ul style="list-style-type: none"> Returns that corresponds generally to the performance of the NASDAQ Q-50 TRI, subject to tracking error. Long term capital growth. 		

*Investors should consult their financial advisers if in doubt about whether the product is suitable for them.

Name of the scheme	Scheme Riskometer	Benchmark Riskometer NASDAQ 100 TRI
Motilal Oswal Nasdaq 100 ETF (An open ended scheme replicating/tracking NASDAQ-100 Index)		
This product is suitable for investors who are seeking*	Investors understand that their principal will be at Very High risk	Investors understand that their principal will be at Very High risk
<ul style="list-style-type: none"> Return that corresponds generally to the performance of the Nasdaq-100 Index, subject to tracking error Investment in equity securities of NASDAQ-100 Index 		

*Investors should consult their financial advisers if in doubt about whether the product is suitable for them.

Disclaimers and Risk Factors: The performance of schemes of Motilal Oswal Mutual Fund is Benchmarked to the Total Return variant of respective Index chosen as Benchmark as against Price Return variant of respective Benchmark Index. In case, the start/end date of the concerned period is non business date (NBD), the NAV of the previous date is considered for computation of returns. The NAV per unit shown in the table is as on the start date of the said period. Past performance may or may not be sustained in the future. Performance is for Regular Plan Growth Option. Different plans have different expense structure. Mr. Niket Shah has been appointed as the Fund Manager for equity component with effect from 1-July-2020 ; Mr. Rakesh Shetty is the fund manager for debt component with effect 22-Nov-2022 and Mr. Ankush Sood is the fund manager for Foreign Securities with effect 11-Nov-2022. Mutual Fund Investments are subject to market risks, read all scheme related documents carefully. Kindly refer to the website www.motilaloswalmf.com to see the performance of the funds managed by the same Fund Manager

Source: Internal Analysis; The stocks mentioned herein are for general and comparison purpose only and not a complete disclosure of every material fact. The performance of the above stocks may or may not be sustained in future. It should not be construed as investment advice to any party. The stock prices are adjusted for corporate action.

Mutual Fund Investments are subject to market risks, read all scheme related documents carefully

THINK EQUITY
THINK MOTILAL OSWAL



BUY RIGHT
SIT TIGHT