

# — A Pure SmallCap Index Fund

## Invest In Motilal Oswal Nifty Smallcap 250 Index Fund

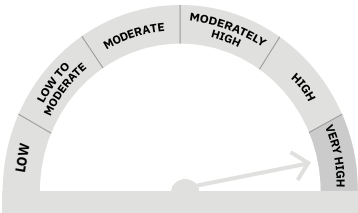
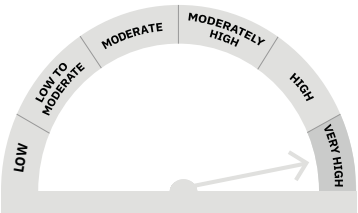


India's 1st Nifty 250 Index Fund

An Index Fund that invests only in top 250 smallcap stocks, making it a pure smallcap fund. Or making it a delight for smallcap stock investors.

**THINK EQUITY  
THINK MOTILAL OSWAL**



Name of the scheme	Scheme Riskometer	Benchmark Riskometer Nifty Smallcap 250 TRI
Motilal Oswal Nifty Smallcap 250 Index Fund (MOFSMALLCAP) (An open ended scheme replicating / tracking Nifty Smallcap 250 Index)		
<b>This product is suitable for investors who are seeking*</b> <ul style="list-style-type: none"><li>• Return that corresponds to the performance of Nifty Smallcap 250 Index subject to tracking error</li><li>• Equity and equity related securities covered by Nifty Smallcap 250 Index</li><li>• Long term capital growth</li></ul>	Investors understand that their principal will be at Very High risk	

\*Investors should consult their financial advisers if in doubt about whether the product is suitable for them.

**Mutual Fund investments are subject to market risks, read all scheme related documents carefully**

# MOTILAL OSWAL NIFTY SMALLCAP 250 INDEX FUND

## About Nifty Smallcap 250 Index

The Nifty Smallcap 250 Index is designed to measure the performance smallcap stocks identified as 250 stocks after excluding constituents of Nifty 100 and Nifty Midcap 150 Index from composition of Nifty 500 Index

## Key attributes of Nifty Smallcap 250 Index



## Index Performance (Annualised)

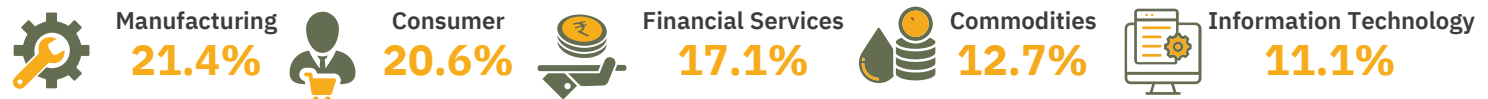
Period	Returns	Risk
1 Year	63.3%	17.6%
3 Year	24.2%	21.3%
5 Year	17.5%	19.7%
7 Year	14.2%	19.7%
10 Year	19.0%	18.9%
15 Year	12.5%	21.9%

## Index: Top 10 Stocks

Indian Energy Exchange Ltd	2.3%
Tanla Platforms Ltd	1.7%
Central Depository Services (India) Ltd	1.5%
CG Power And Industrial Solutions Ltd	1.4%
Carborundum Universal Ltd	1.3%
Tata Teleservices (Maharashtra) Ltd	1.3%
Radico Khaitan Ltd	1.2%
KPIT Technologies Ltd	1.2%
Birlasoft Ltd	1.1%
Grindwell Norton Ltd	1.1%

Source: www.niftyindices.com; Performance Data as of close of 31-Dec-2006 to 31-Dec-2021. All performance data in INR. Hypothetical performance results may have inherent limitations and no representation is being made that any investor will, or is likely to achieve the performance similar to that shown. Past performance may or may not be sustained in future. Composition Source/Disclaimer: NSE; Data as of 31-Dec-2021; the stocks mentioned above are used to explain the concept. The stocks may or may not be part of our portfolio/strategy/schemes. The above table/graph is used to explain the concept and is for illustration purpose only. It should not be used for development or implementation of any investment strategy.

## Index: Top 5 Sectors



Source: NSE; Data as of 31-Dec-2021; Sectors - Macro Economic Sectors as per AMFI Industry Classification; the stocks/sectors mentioned above are used to explain the concept and is for illustration purpose only. It should not be used for development or implementation of any investment strategy. It should not be construed as an investment advice to any party. The stocks/sectors may or may not be part of our portfolio/strategy/schemes. Past performance may or may not be sustained in future.

## Index SIP Returns (SIP Amount of ₹ 10,000/- per month)

Description	1 Year	3 Years	5 Years	7 Years	10 Years
Returns	50.8%	44.6%	23.8%	18.9%	18.6%
Amount Invested	1,20,000	3,60,000	6,00,000	8,40,000	12,00,000
Market Value	1,50,870	6,68,496	10,82,354	16,49,332	31,92,497

Data as of close of 31-Dec-2021. For SIP returns, monthly investment of INR 10,000/- invested on the first business day of every month has been considered. All performance data in INR. Hypothetical performance results may have inherent limitations and no representation is being made that any investor will, or is likely to achieve the performance similar to that shown. The above is for illustration purpose only. The SIP amount, tenure of SIP, expected rate of return are assumed figures for the purpose of explaining the concept of advantages of SIP investments. The actual result may vary from depicted results depending on the scheme selected. It should not be construed to be indicative of scheme performance in any manner. The above are not scheme SIP returns, but simulation of index SIP returns. Past performance may or may not be sustained in future.

## About Motilal Oswal Nifty Smallcap 250 Index Fund



### Type of Scheme

An open ended scheme replicating/tracking Nifty Smallcap 250 TR Index



### Minimum application amount

Lumpsum and SIP: Rs 500 & in multiples of Re. 1/- thereafter



### Benchmark

Nifty Smallcap 250 TR Index



### Launch Date

06<sup>th</sup> September 2019



### Investment Objective

The Scheme seeks investment return that corresponds to the performance of Nifty Smallcap 250 Index subject to tracking error. However, there can be no assurance or guarantee that the investment objective of the Scheme would be achieved



### Exit Load

1% if redeemed on or before 15 days from allotment date, Nil if redeemed after 15 days from allotment date



### Fund Manager

Mr. Swapnil Mayekar



### Total Expense ratio

Regular - 1.03%  
Direct - 0.31%

# Motilal Oswal Nifty Small Cap 250 Index Fund Performance

	1 Year		Since Inception	
	CAGR (%)	Current Value of Investment of ₹ 10,000	CAGR (%)	Current Value of Investment of ₹ 10,000
Scheme	60.1	16,012	39.1	21,508
Nifty Smallcap 250 Index TRI	63.3	16,334	41.4	22,335
Nifty 50 TRI	25.6	12,559	23.3	16,246
NAV (₹) Per Unit (21.5081; as on 31-Dec-2021)	13.4328		10.0000	

Source/Disclaimer : MOAMC; Data as of 31-Dec-21. The NAV per unit shown in the table is as on the start date of the said period. Past performance may or may not be sustained in the future. Performance is for Regular Plan Growth Option. Different plans have different expense structure. Mr. Swapnil Mayekar is the Fund Manager since inception and he manages 9 schemes of Motilal Oswal Mutual Fund.

## Other Schemes Managed by Fund Manager

Name of Fund Manager: Swapnil Mayekar						
	1 Year		3 Year		5 Year	
	Scheme Return (%)	Benchmark Return (%)	Scheme Return (%)	Benchmark Return (%)	Scheme Return (%)	Benchmark Return (%)
Motilal Oswal Midcap 100 ETF	46.8	47.5	20.0	20.6	16.5	17.4
Motilal Oswal Nifty Midcap 150 Index Fund	45.8	48.2	-	-	-	-
Motilal Oswal Nifty 500 Fund	29.8	31.6	-	-	-	-
Motilal Oswal M50 ETF	25.3	25.6	17.9	18.3	16.9	17.7
Motilal Oswal Nifty 50 Index Fund	24.4	25.6	-	-	-	-
Motilal Oswal Nifty Bank Index Fund	12.3	13.9	-	-	-	-
<b>Note:</b> Swapnil Mayekar manages 9 schemes of Motilal Oswal Mutual Fund.						

Source/Disclaimer : MOAMC; Data as of 31-Dec-21. Past performance may or may not be sustained in the future. Performance is for Regular Plan Growth Option. Different plans have different expense structure. In case the number of schemes managed by a fund manager is more than six, performance data of top 3 and bottom 3 schemes managed by fund manager has been provided herein. Period for which scheme's performance has been provided is computed basis last day of the month-end preceding the date of advertisement.