

# Motilal Oswal Large & Midcap Fund

(An open ended equity scheme investing in both large cap and mid cap stocks)

September 2023 (Data as on 31st August 2023. Inception date - 17th October 2019)



## INVESTMENT APPROACH

**Scheme Name:** Motilal Oswal Large & Midcap Fund

### Investment Objective:

The investment objective of the Scheme is to provide medium to long-term capital appreciation by investing primarily in Large and Midcap stocks. However, there can be no assurance or guarantee that the investment objective of the Scheme would be achieved.

**Benchmark:** Nifty Large Midcap 250 TRI

### Scheme Details:

NAV Regular Plan Growth Option (Rs.)	20.6222
NAV Regular Plan IDCW Option (Rs.)	18.1106
NAV Direct Plan Growth Option (Rs.)	21.9600
NAV Direct Plan IDCW Option (Rs.)	19.0209
Monthly AAUM (in Rs Crs.)	2,000.01
Latest AUM (31-Aug-2023) (in Rs Crs.)	2,080.51



## KEY FEATURES & PORTFOLIO ATTRIBUTES

Invests in a mix of high quality Large and mid cap companies

Aims to create a high growth and low volatility portfolio

Focused on investing in industry leaders, positioned to benefit from market consolidation

Identifying companies with competitive advantages that can enable sustained profitability

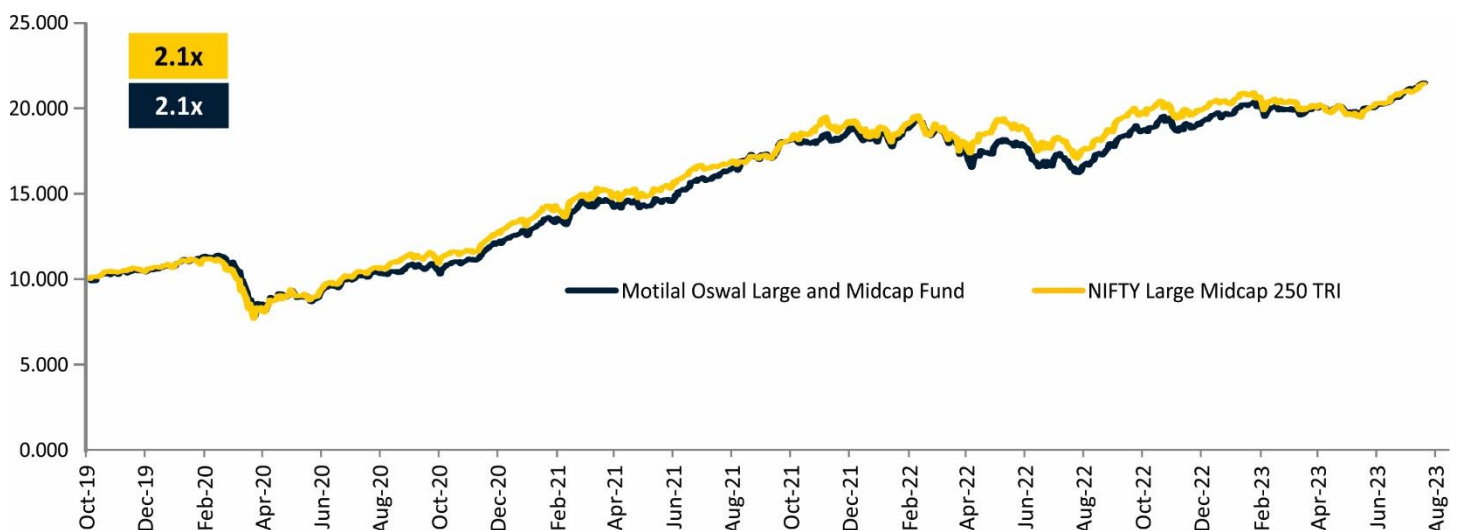


## PORTFOLIO ACTIONS IN LAST 3 MONTHS

<b>Companies Added:</b>	Concord Biotech Ltd, Glenmark Pharmaceuticals Ltd, HDFC Bank Ltd, InterGlobe Aviation Ltd., Kaynes Technology India Ltd., Netweb Technologies India Ltd, SBFC Finance Ltd, Star Health and Allied Insurance Co Ltd, Timken India Ltd.
<b>Companies Exited:</b>	Archean Chemical Industries Ltd, Ashok Leyland Ltd, Gujarat Gas Ltd., Housing Development Finance Corpn. Ltd, Kajaria Ceramics Ltd, State Bank Of India, United Breweries Ltd.



## Performance Since Inception

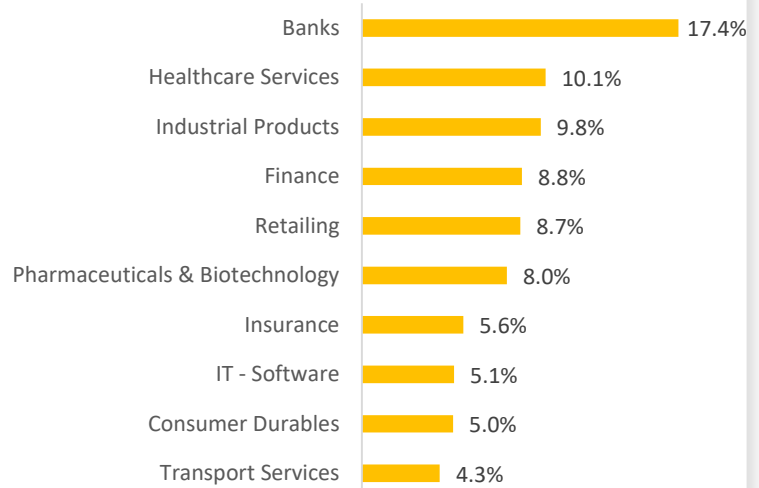


Returns in %	1 Year		3 Years		Since Inception	
	CAGR (%)	Rs. 10,000	CAGR (%)	Rs. 10,000	CAGR (%)	Rs. 10,000
Motilal Oswal Large & Midcap Fund	26.0	12,609	28.5	21,201	20.5	20,622
Nifty Large Midcap 250 TRI	15.7	11,573	26.6	20,312	21.3	21,118
Nifty 50 TRI	9.5	10,953	20.6	17,532	15.3	17,386

**Source:** Internal Analysis. The above is used to explain the concept and is for illustration purpose only and should not be used for development or implementation of an investment strategy. Past performance may or may not be sustained in future.

## PORTFOLIO & SECTORAL ALLOCATION

Top 10 Holdings	(%) of Holding
Trent Ltd	7.1
Global Health Ltd	5.4
Infosys Ltd	5.1
Cholamandalam Investment and Finance Company Ltd	5.0
The Federal Bank Ltd	5.0
ICICI Bank Ltd	4.9
Fortis Healthcare Ltd	4.7
Mankind Pharma Ltd	4.5
InterGlobe Aviation Ltd	4.3
Titan Company Ltd	3.6



Industry classification as recommended by AMFI

## STRATEGY CONTRIBUTORS (1 YEAR TRAILING)

Top 5	Contribution
Global Health Ltd	3.3%
Trent Ltd	2.9%
Axis Bank Ltd	1.9%
Jindal Stainless Ltd	1.7%
Mankind Pharma Ltd	1.6%

Bottom 5	Contribution
Crompton Greaves Consumer Electrical Ltd.	-1.0%
Jubilant Foodworks Ltd	-0.9%
Avenue Supermarts Ltd.	-0.3%
InterGlobe Aviation Ltd.	-0.3%
United Breweries Ltd	-0.2%

Source: ValueFY and Internal Analysis

**Disclaimer:** The Stocks mentioned above are used to explain the concept and is for illustration purpose only and should not be used for development or implementation of any investment strategy. It should not be construed as investment advice to any party. The stocks may or may not be part of our portfolio/strategy/ schemes. Past performance may or may not be sustained in future

## MARKET CAPITALIZATION

Market Cap	Weightage (%)
Large Cap	46%
Mid Cap	33%
Small Cap	21%

Source: Market Categorization as recommended by AMFI

## Risk Ratios

3 Year Data	Strategy
Standard Deviation	14.6%
Sharpe Ratio#	1.5
Portfolio Turnover Ratio	0.7
Beta	0.9

#Risk free returns based on last overnight MIBOR cut-off of 6.69%.  
Data as on 31st August, 2023

## Fund Manager

For Equity Component

**Mr. Aditya Khemani**

Managing this fund since inception.

He has overall 14 years of experience.

For Debt Component

**Mr. Rakesh Shetty**

Managing this fund since 22-Nov-2022

He has a rich experience of more than 14 years

For Overseas Securities

**Mr. Ankush Sood**

He has been appointed as the Fund Manager

for the Overseas Securities w.e.f. Nov 11, 2022

Mutual Fund Investments are subject to market risks, read all scheme related documents carefully

**THINK EQUITY**  
**THINK MOTILAL OSWAL**



**BUY RIGHT**  
**SIT TIGHT**

How Buy Right : Sit Tight works

Company	Initial Purchase Date	Initial Purchase Price	Current Price	Absolute Growth	CAGR (%)
Jubilant Foodworks Ltd.	Oct-19	239	512	115%	22%

**Disclaimer:** The Stocks mentioned above are used to explain the concept and is for illustration purpose only and should not be used for development or implementation of any investment strategy. It should not be construed as investment advice to any party. The stocks may or may not be part of our portfolio/strategy/ schemes. Past performance may or may not be sustained in future

Other Schemes Managed by Fund Manager

Name of Fund Manager: Rakesh Shetty

	1 Year		3 Years		5 Years		Since Inception	
	Scheme	Benchmark	Scheme	Benchmark	Scheme	Benchmark	Scheme	Benchmark
	Return (%)	Return (%)	Return (%)	Return (%)	Return (%)	Return (%)	Return (%)	Return (%)
Top 3								
Motilal Oswal S&P BSE Enhanced Value ETF	37.4	37.9	-	-	-	-	43.5	44.2
Motilal Oswal S&P BSE Enhanced Value Index Fund	35.8	37.9	-	-	-	-	41.8	44.2
Motilal Oswal NASDAQ 100 Fund of Fund	28.8	29.6	11.6	14.3	-	-	22.2	23.6
Bottom 3								
Motilal Oswal Nasdaq Q 50 ETF	6.1	6.7	-	-	-	-	-9.6	-9.1
Motilal Oswal 5 Year G-Sec Fund of Fund	6.0	6.5	-	-	-	-	3.9	4.4
Motilal Oswal Ultra Short Term Fund	5.5	7.3	3.6	5.4	1.5	6.3	4.0	7.3

Note: Rakesh Shetty manages 30 schemes of Motilal Oswal Mutual Fund.

Source/Disclaimer : MOAMC . Past performance may or may not be sustained in the future. Performance is for Regular Plan Growth Option. Different plans have different expense structure. In case the number of schemes managed by a fund manager is more than six, performance data of top 3 and bottom 3 schemes managed by fund manager has been provided herein. Period for which scheme’s performance has been provided is computed basis last day of the month-end preceding the date of advertisement. Different plans shall have a different expense structure. The performance details provided herein are of Regular plan.

Other Schemes Managed by Fund Manager

Name of Fund Manager: Aditya Khemani

	1 Year		3 Years		5 Years		Since Inception	
	Scheme	Benchmark	Scheme	Benchmark	Scheme	Benchmark	Scheme	Benchmark
	Return (%)	Return (%)	Return (%)	Return (%)	Return (%)	Return (%)	Return (%)	Return (%)
Motilal Oswal Long Term Equity Fund	21.0	11.4	24.7	23.1	12.2	12.3	14.5	11.9

Note: Aditya Khemani manages 2 schemes of Motilal Oswal Mutual Fund.

Source/Disclaimer : MOAMC . Past performance may or may not be sustained in the future. Performance is for Regular Plan Growth Option. Different plans have different expense structure. In case the number of schemes managed by a fund manager is more than six, performance data of top 3 and bottom 3 schemes managed by fund manager has been provided herein. Period for which scheme’s performance has been provided is computed basis last day of the month-end preceding the date of advertisement. Different plans shall have a different expense structure. The performance details provided herein are of Regular plan.

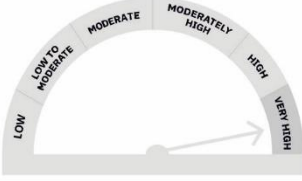
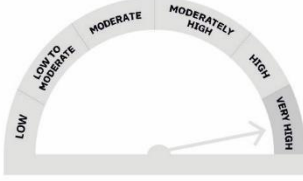
Other Schemes Managed by Fund Manager

Name of Fund Manager: Ankush Sood

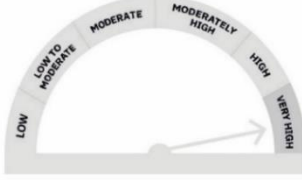
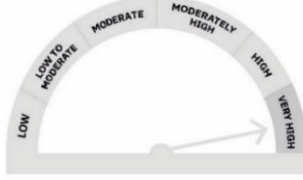
	1 Year		3 Years		5 Years		Since Inception	
	Scheme Return (%)	Benchmark Return (%)	Scheme Return (%)	Benchmark Return (%)	Scheme Return (%)	Benchmark Return (%)	Scheme Return (%)	Benchmark Return (%)
Top 3								
Motilal Oswal Nasdaq 100 ETF	28.4	29.6	13.4	14.3	18.9	19.9	22.2	23.8
Motilal Oswal Midcap Fund (Formerly Known as Motilal Oswal Midcap 30 Fund)	26.3	24.6	36.7	33.3	17.6	16.9	21.2	21.7
Motilal Oswal MSCI EAFE Top 100 Select Index Fund	20.6	23.8	-	-	-	-	6.2	9.0
Bottom 3								
Motilal Oswal Flexi Cap Fund	14.0	11.4	15.3	23.1	7.2	12.3	15.5	14.5
Motilal Oswal Focused Fund	7.9	11.4	16.6	23.1	10.3	12.3	13.4	14.6
Motilal Oswal Nasdaq Q 50 ETF	6.1	6.7	-	-	-	-	-9.6	-9.1

Note: Ankush Sood manages 10 schemes of Motilal Oswal Mutual Fund.



Source/Disclaimer : MOAMC . Past performance may or may not be sustained in the future. Performance is for Regular Plan Growth Option. Different plans have different expense structure. In case the number of schemes managed by a fund manager is more than six, performance data of top 3 and bottom 3 schemes managed by fund manager has been provided herein. Period for which scheme’s performance has been provided is computed basis last day of the month-end preceding the date of advertisement. Different plans shall have a different expense structure. The performance details provided herein are of Regular plan.

Name of the scheme	Scheme Riskometer	Benchmark Riskometer Nifty Large Midcap 250 TRI
Motilal Oswal Large and Midcap Fund (Large and Midcap Fund - An open ended equity scheme investing in both large cap and mid cap stocks)		
<b>This product is suitable for investors who are seeking*</b> <ul style="list-style-type: none"><li>Long-term capital growth</li><li>Investment predominantly in equity and equity related instruments of large and midcap stocks</li></ul>	Investors understand that their principal will be at Very High risk	Investors understand that their principal will be at Very High risk

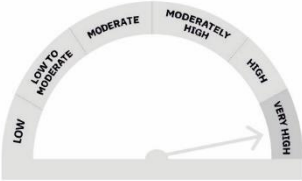
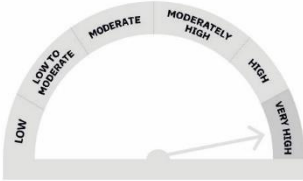
\*Investors should consult their financial advisers if in doubt about whether the product is suitable for them.

Name of the scheme	Scheme Riskometer	Benchmark Riskometer Nifty Midcap 150 TRI
Motilal Oswal Midcap Fund (Formerly known as Motilal Oswal Midcap 30 Fund) (An open ended equity scheme predominantly investing in mid cap stocks)		
<b>This product is suitable for investors who are seeking*</b> <ul style="list-style-type: none"><li>Long-term capital growth</li><li>Investment in equity and equity related instruments in quality mid-cap companies having long-term competitive advantages and potential for growth.</li></ul>	Investors understand that their principal will be at Very High risk	Investors understand that their principal will be at Very High risk

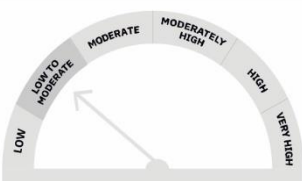

\*Investors should consult their financial advisers if in doubt about whether the product is suitable for them.

Name of the scheme	Scheme Riskometer	Benchmark Riskometer MSCI EAFE Top 100 Select Index
Motilal Oswal MSCI EAFE Top 100 Select Index Fund (An open ended scheme replicating/ tracking MSCI EAFE Top 100 Select Index)		
<b>This product is suitable for investors who are seeking*</b>	Investors understand that their principal will be at Very High risk	
<ul style="list-style-type: none"> <li>Returns that corresponds to the performance of MSCI EAFE Top 100 Select Index, subject to tracking error.</li> <li>Long term capital growth.</li> </ul>		Investors understand that their principal will be at Very High risk

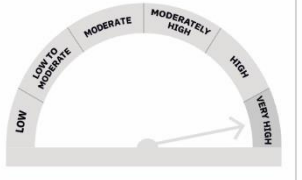
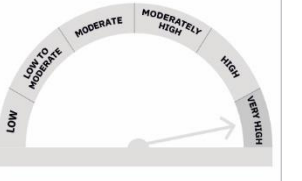
\*Investors should consult their financial advisers if in doubt about whether the product is suitable for them.

Name of the scheme	Scheme Riskometer	Benchmark Riskometer Nifty 500 TRI
Motilal Oswal Long Term Equity Fund (An open ended equity linked saving scheme with a statutory lock in of 3 years and tax benefit)		
<b>This product is suitable for investors who are seeking*</b>	Investors understand that their principal will be at Very High risk	
<ul style="list-style-type: none"> <li>Long-term capital growth</li> <li>Investment predominantly in equity and equity related instruments</li> </ul>		Investors understand that their principal will be at Very High risk

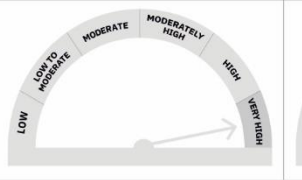
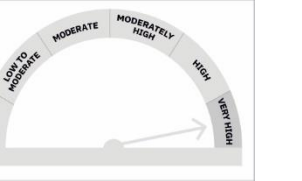
\*Investors should consult their financial advisers if in doubt about whether the product is suitable for them.

Name of the scheme	Scheme Riskometer	Benchmark Riskometer CRISIL Ultra Short Duration Debt B-I Index
Motilal Oswal Ultra Short Term Fund (An open ended ultra-short term debt scheme investing in instruments such that the Macaulay duration of the portfolio is between 3 months and 6 months (A Relatively Low Interest Rate Risk and Moderate Credit Risk))		
<b>This product is suitable for investors who are seeking*</b>	Investors understand that their principal will be at Low to Moderate risk	
<ul style="list-style-type: none"> <li>Optimal returns consistent with moderate levels of risk</li> <li>Investment in debt securities and money market securities with Macaulay duration of the portfolio between 3 months and 6 months.</li> </ul>		Investors understand that their principal will be at Moderate risk

\*Investors should consult their financial advisers if in doubt about whether the product is suitable for them.



Name of the scheme	Scheme Riskometer	S&P BSE Enhanced Value Total Return Index
Motilal Oswal S&P BSE Enhanced Value Index Fund (An open ended fund replicating / tracking the S&P BSE Enhanced Value Total Return Index)		
<b>This product is suitable for investors who are seeking*</b>	Investors understand that their principal will be at Very High risk	
<ul style="list-style-type: none"> <li>Return that corresponds to the performance of S&amp;P BSE Enhanced Value Index subject to tracking error.</li> <li>Long term capital growth.</li> </ul>		

\*Investors should consult their financial advisers if in doubt about whether the product is suitable for them.

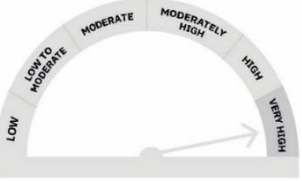
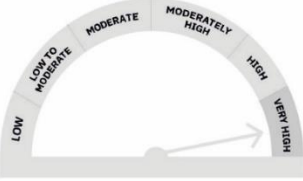
Name of the scheme	Scheme Riskometer	S&P BSE Enhanced Value Total Return Index
Motilal Oswal S&P BSE Enhanced Value ETF (An open ended scheme replicating / tracking the S&P BSE Enhanced Value Total Return Index) BSE Scrip Code and NSE Symbol: (BSE:543576, NSE: MOVALUE)		
<b>This product is suitable for investors who are seeking*</b>	Investors understand that their principal will be at Very High risk	
<ul style="list-style-type: none"> <li>Return that corresponds to the performance of S&amp;P BSE Enhanced Value Total Return Index subject to tracking error.</li> <li>Long term capital growth.</li> </ul>		

\*Investors should consult their financial advisers if in doubt about whether the product is suitable for them.


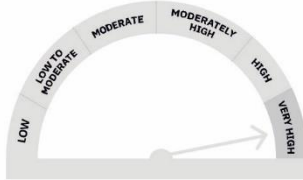


Name of the scheme	Scheme Riskometer	Benchmark Riskometer Nifty 500 TRI
Motilal Oswal Focused Fund (Formerly known as Motilal Oswal Focused 25 Fund) (An open ended equity scheme investing in maximum 30 stocks intending to focus on Large Cap.)		
<b>This product is suitable for investors who are seeking*</b>	Investors understand that their principal will be at Very High risk	
<ul style="list-style-type: none"> <li>Return by investing upto 30 companies with long term sustainable competitive advantage and growth potential.</li> <li>Investment in Equity and equity related instruments subject to overall limit of 30 companies.</li> </ul>		Investors understand that their principal will be at Very High risk

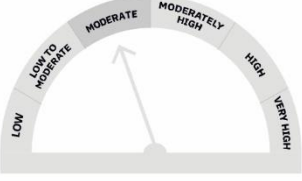
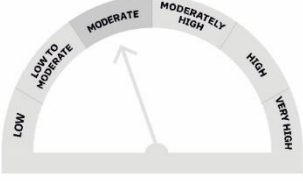
\*Investors should consult their financial advisers if in doubt about whether the product is suitable for them.

Name of the scheme	Scheme Riskometer	Benchmark Riskometer NASDAQ 100 TRI
Motilal Oswal Nasdaq 100 ETF (An open ended scheme replicating/tracking NASDAQ-100 Index)		
<b>This product is suitable for investors who are seeking*</b>	Investors understand that their principal will be at Very High risk	
<ul style="list-style-type: none"> <li>Return that corresponds generally to the performance of the Nasdaq-100 Index, subject to tracking error</li> <li>Investment in equity securities of NASDAQ-100 Index</li> </ul>		Investors understand that their principal will be at Very High risk

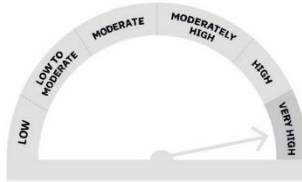
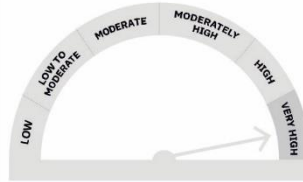
\*Investors should consult their financial advisers if in doubt about whether the product is suitable for them.

Name of the scheme	Scheme Riskometer	Benchmark Riskometer NASDAQ 100 TRI
Motilal Oswal Nasdaq 100 Fund of Fund (An open ended fund of fund scheme investing in Motilal Oswal Nasdaq 100 ETF)		
<b>This product is suitable for investors who are seeking*</b>	Investors understand that their principal will be at Very High risk	
<ul style="list-style-type: none"> <li>Long term capital appreciation</li> <li>Return that corresponds generally to the performance of the Scheme, Motilal Oswal Nasdaq 100 ETF through investment in units of Motilal Oswal Nasdaq 100 ETF.</li> </ul>		Investors understand that their principal will be at Very High risk

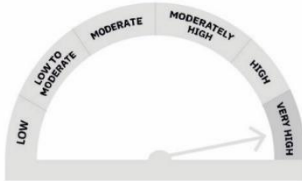
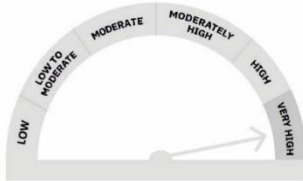
\*Investors should consult their financial advisers if in doubt about whether the product is suitable for them.

Name of the scheme	Scheme Riskometer	Benchmark Riskometer Nifty 5 yr Benchmark G-Sec Index
Motilal Oswal 5 Year G – Sec Fund of Fund (An open ended fund of funds scheme investing in units of Motilal Oswal Nifty 5 Year G-Sec ETF(A relatively High interest rate risk and relatively Low credit risk.))		
<b>This product is suitable for investors who are seeking*</b>	Investors understand that their principal will be at Moderate risk	
<ul style="list-style-type: none"> <li>Long term capital appreciation</li> <li>Return that corresponds generally to the performance of the Scheme, Motilal Oswal 5 Year G-Sec Fund of Fund through investment in units of Motilal Oswal Nifty 5 YR Benchmark GSec ETF.</li> </ul>		Investors understand that their principal will be at Moderate risk

\*Investors should consult their financial advisers if in doubt about whether the product is suitable for them.

Name of the scheme	Scheme Riskometer	Benchmark Riskometer NASDAQ Q-50 TRI
Motilal Oswal Nasdaq Q 50 ETF (An open ended scheme replicating/tracking NASDAQ-Q-50 TRI)		
<b>This product is suitable for investors who are seeking*</b>	Investors understand that their principal will be at Very High risk	
<ul style="list-style-type: none"> <li>Returns that corresponds generally to the performance of the NASDAQ Q-50 TRI, subject to tracking error.</li> <li>Long term capital growth.</li> </ul>		Investors understand that their principal will be at Very High risk

\*Investors should consult their financial advisers if in doubt about whether the product is suitable for them.

Name of the scheme	Scheme Riskometer	Benchmark Riskometer Nifty 500 TRI
Motilal Oswal Flexi Cap Fund - (An open ended dynamic equity scheme investing across large cap, mid cap, small cap stocks)		
<b>This product is suitable for investors who are seeking*</b>	Investors understand that their principal will be at Very High risk	Investors understand that their principal will be at Very High risk
<ul style="list-style-type: none"> <li>Long-term capital growth</li> <li>Investment in equity and equity related instruments across sectors and market-capitalization levels.</li> </ul>		

\*Investors should consult their financial advisers if in doubt about whether the product is suitable for them.

#### Motilal Oswal Ultra Short Term Fund

Potential Risk Class Matrix			
Credit Risk of the scheme→	Relatively Low (Class A: CRV >=12)	Moderate (Class B : CRV >=10)	Relatively High (Class C: CRV <10)
Max Interest Rate Risk of the scheme↓			
Relatively Low Class I: (MD<=1 year)		<b>B-I</b>	
Moderate Class II: (MD<=3 years)			
Relatively High Class III: Any Macaulay duration			

#### Motilal Oswal 5 Year G-Sec Fund of Fund

Potential Risk Class Matrix			
Credit Risk of the scheme→	Relatively Low (Class A: CRV >=12)	Moderate (Class B : CRV >=10)	Relatively High (Class C: CRV <10)
Max Interest Rate Risk of the scheme↓			
Relatively Low Class I: (MD<=1 year)			
Moderate Class II: (MD<=3 years)			
Relatively High Class III: Any Macaulay duration	<b>A-III</b>		

Source: Internal Analysis; The stocks mentioned herein are for general and comparison purpose only and not a complete disclosure of every material fact. The performance of the above stocks may or may not be sustained in future. It should not be construed as investment advice to any party. The stock prices are adjusted for corporate action.

**Disclaimers and Risk Factors:** The performance of schemes of Motilal Oswal Mutual Fund is Benchmarked to the Total Return variant of respective Index chosen as Benchmark as against Price Return variant of respective Benchmark Index. In case, the start/end date of the concerned period is non business date (NBD), the NAV of the previous date is considered for computation of returns. The NAV per unit shown in the table is as on the start date of the said period. Past performance may or may not be sustained in the future. Performance is for Regular Plan Growth Option. Different plans have different expense structure. This scheme is currently managed by Mr. Aditya Khemani (equity portion), Mr. Rakesh Shetty is the fund manager for debt component with effect 22-Nov-2022 and Mr. Ankush Sood is the fund manager for Foreign Securities with effect 11-Nov-2022. Kindly refer to the website [www.motilaloswalmf.com](http://www.motilaloswalmf.com) to see the performance of the funds managed by the same Fund Manager

Mutual Fund Investments are subject to market risks, read all scheme related documents carefully

**THINK EQUITY**  
**THINK MOTILAL OSWAL**

