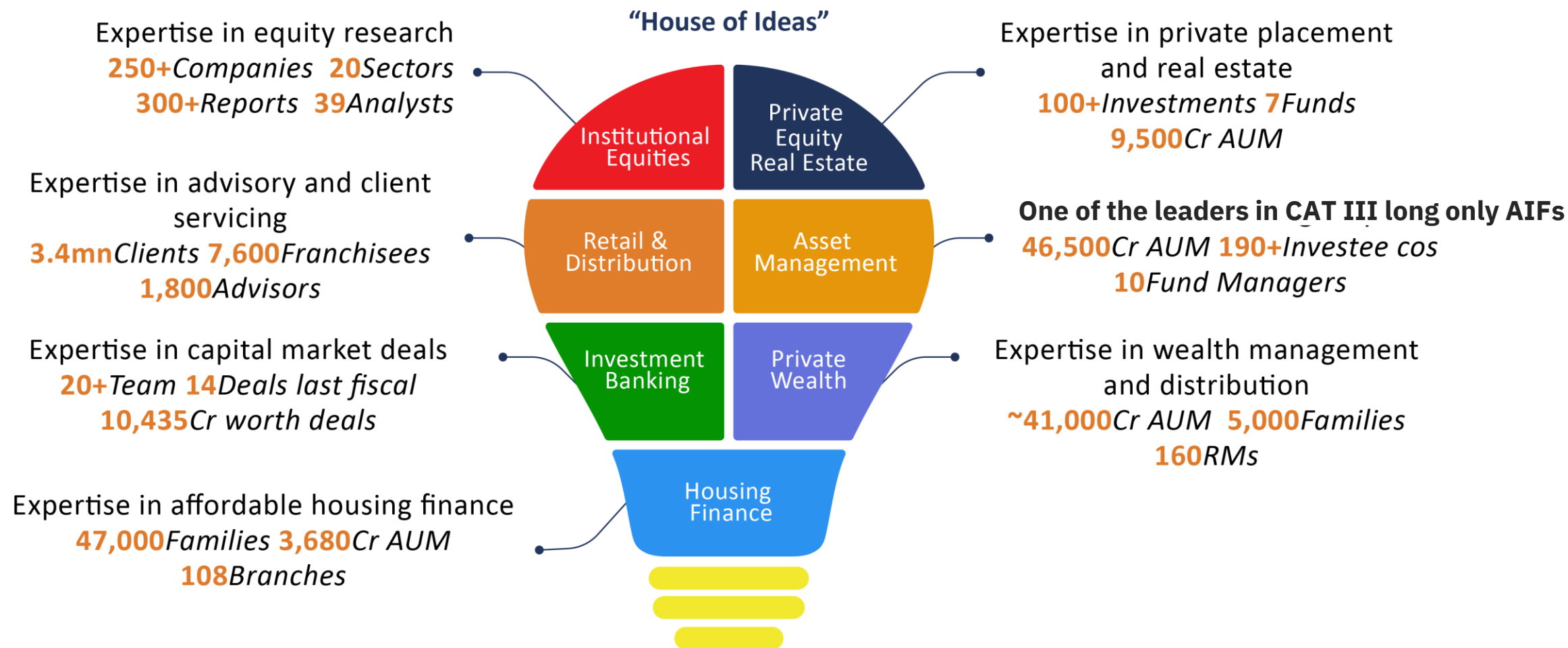




Motilal Oswal Nifty 50 Index Fund & Motilal Oswal Nifty 50 ETF (formerly known as Motilal Oswal M50 ETF)

28 Mar 2024

Veritable Ecosystem in Financial Services






We have established experience in arguably most segments under financial services

Source: MOAMC Internal, Data as on 31st December 2022.

Motilal Oswal AMC Positioning

A lot of Fund Managers construct portfolios that are very close to the benchmark due to fear of significant underperformance

	Benchmark Agnostic	Benchmark Hugging	Benchmark Replicating
Style	Active	Active	Passive
Portfolio Holding	Focused	Closer to Benchmark	Same as benchmark
Alpha Generation Capacity	High	Low	NA
Motilal Oswal AMC			

Motilal Oswal AMC has benchmark agnostic products in the form of active mutual funds, PMS, AIF along with benchmark replicating index funds and ETFs

Why Motilal Oswal AMC?

Cornerstone of Investment Philosophy

Focused Strategies

based on time tested investment framework

Index-based Strategies

Index Funds and ETFs based on first principal of

Q

Quality of Business & Management

G

Growth in Earnings

L

Longevity of Quality and Growth

P

Price

Easy

To understand and track

Economic

Low cost

Effective

For wealth creation

Motilal Oswal AMC in Numbers

Investors

- More than **12 lac investors**
- More than **19 lac folios**

Active Mutual Funds

- **10 active funds**
- Total AUM ~**30,000 crores**

PMS and AIFs (Alternates)

- **20+ PMS and AIFs**
- Total AUM ~**20,000 crores**

Index-Based Mutual Funds

- **30 Index Funds and ETFs**
- Total AUM ~**20,000 crores**

Source/Disclaimer: MOAMC Internal, Data as on 29-Feb-24

Motilal Oswal Nifty 50 Index Fund

Motilal Oswal Nifty 50 Index Fund



Type of Scheme

An open ended scheme replicating/tracking Nifty 50 Total Return Index



Minimum Application Amount

Lumpsum and SIP – Rs 500/- and in multiples of Re 1/- thereafter



Inception Date

23-Dec-2019



Benchmark

Nifty 50 TRI



Investment Objective

The Scheme seeks investment return that corresponds to the performance of Nifty 50 Total Return Index subject to tracking error. However, there can be no assurance or guarantee that the investment objective of the Scheme would be achieved.



Exit Load

Nil



Fund Manager

Mr. Swapnil Mayekar



Total Expense Ratio

Direct – 0.16% , Regular – 0.56%

Source/Disclaimer: www.motilaloswalmf.com/downloads/mutual-fund/Factsheet, as of 28-Mar-2024; Total Expense Ratio: www.motilaloswalmf.com/downloads/mutual-fund/totalexpenserratio. Mutual Fund Investments are subject to market risks, read all scheme related documents carefully.

Motilal Oswal Nifty 50 ETF (Formerly known as Motilal Oswal M50 ETF)



Type of Scheme

An open ended scheme replicating/tracking Nifty 50 Total Return Index



Minimum Application Amount

NSE/BSE - Investors can buy/sell units of the Scheme in round lot of 1 unit and in multiples thereof.

Directly with Mutual Fund - Buy/sell units of the Scheme where the subscription / redemption amount is in excess of INR 25 Crs. However, the same limit is not applicable to Market makers.



Inception Date

28-July-2010



Benchmark

Nifty 50 TRI



Investment Objective

The Scheme seeks investment return that corresponds to the performance of Nifty 50 Total Return Index subject to tracking error. However, there can be no assurance or guarantee that the investment objective of the Scheme would be achieved.



Exit Load

Nil



Fund Manager

Mr. Swapnil Mayekar



Total Expense Ratio

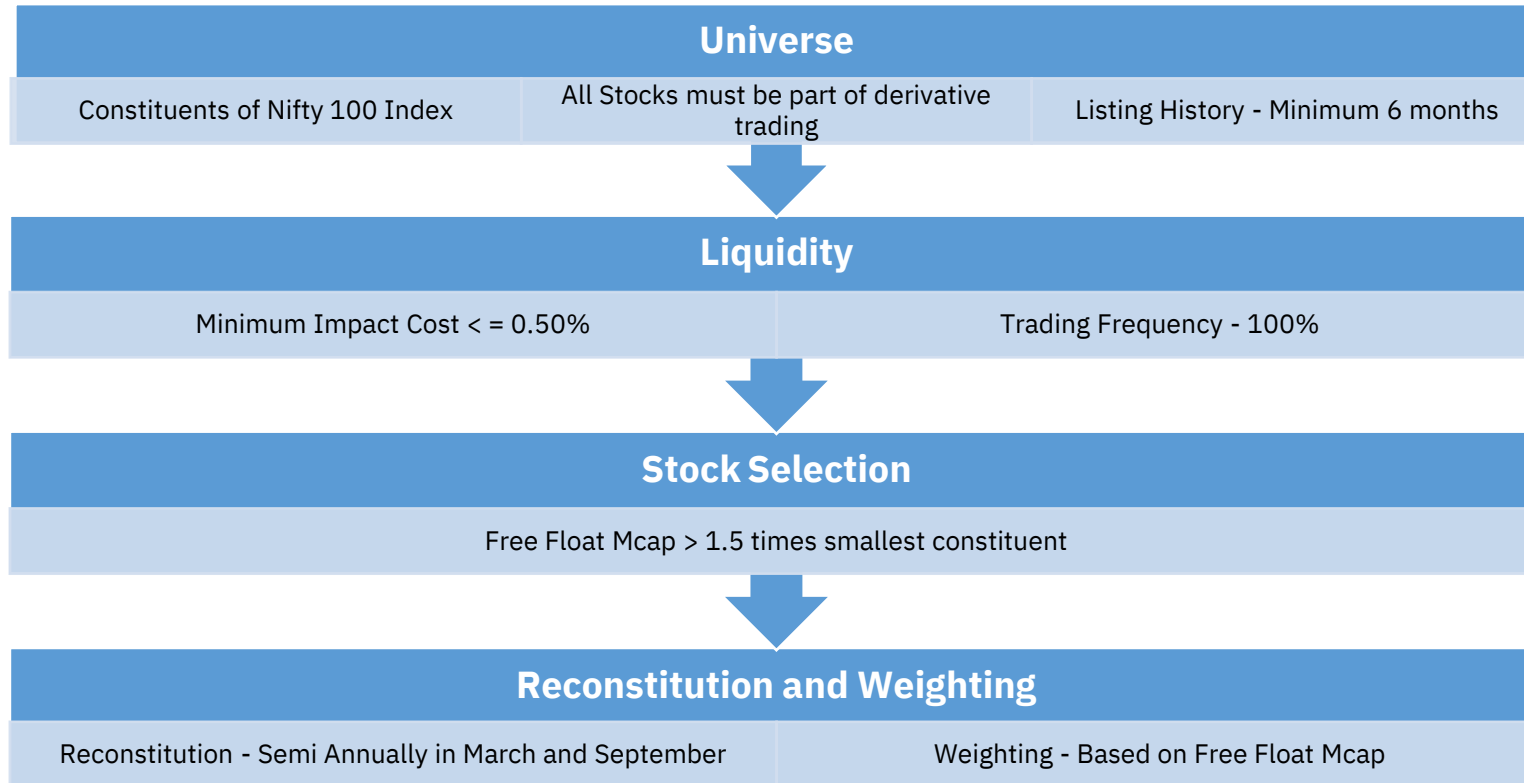
Regular – 0.06%

Source/Disclaimer: www.motilal Oswal MF.com/downloads/mutual-fund/Factsheet, as of 28-Mar-2024; Total Expense Ratio: www.motilal Oswal MF.com/downloads/mutual-fund/totalexpenserratio. Mutual Fund Investments are subject to market risks, read all scheme related documents carefully.

About: Nifty 50 Index

Index Objective: The Index is designed to measure the performance of **50 largest and most liquid blue chip companies**. The index **captures approximately 51%** of Nifty 500 total market capitalization.

Index Methodology Snapshot:

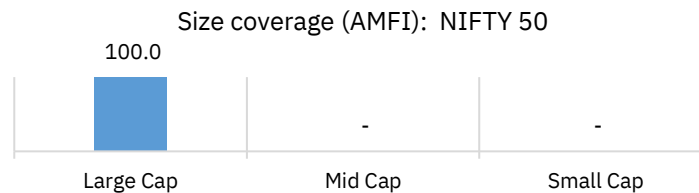


Source/Disclaimer: www.niftyindices.com, Data as of close of 28-Mar-2024; For detailed index methodology kindly visit www.niftyindices.com. The above data/graph is used to explain the concept and is for illustration purpose only. It should not be used for development or implementation of any investment strategy. Past performance may or may not be sustained in future.

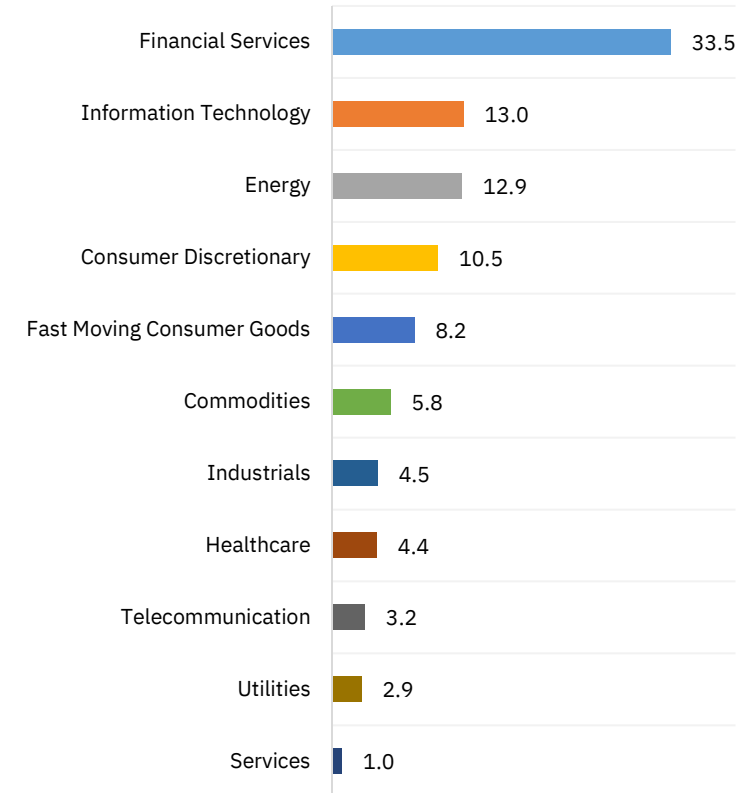
Index Composition

Top 10 Constituents

Sr no.	Company Name	Weight
1	HDFC BANK LTD.	11.1
2	RELIANCE INDUSTRIES LTD.	10.2
3	ICICI BANK LTD.	7.8
4	INFOSYS LTD.	5.4
5	LARSEN & TOUBRO LTD.	4.5
6	TATA CONSULTANCY SERVICES LTD.	4.0
7	ITC LTD.	3.9
8	BHARTI AIRTEL LTD.	3.2
9	AXIS BANK LTD.	3.0
10	STATE BANK OF INDIA	2.9
-	Total	56.1

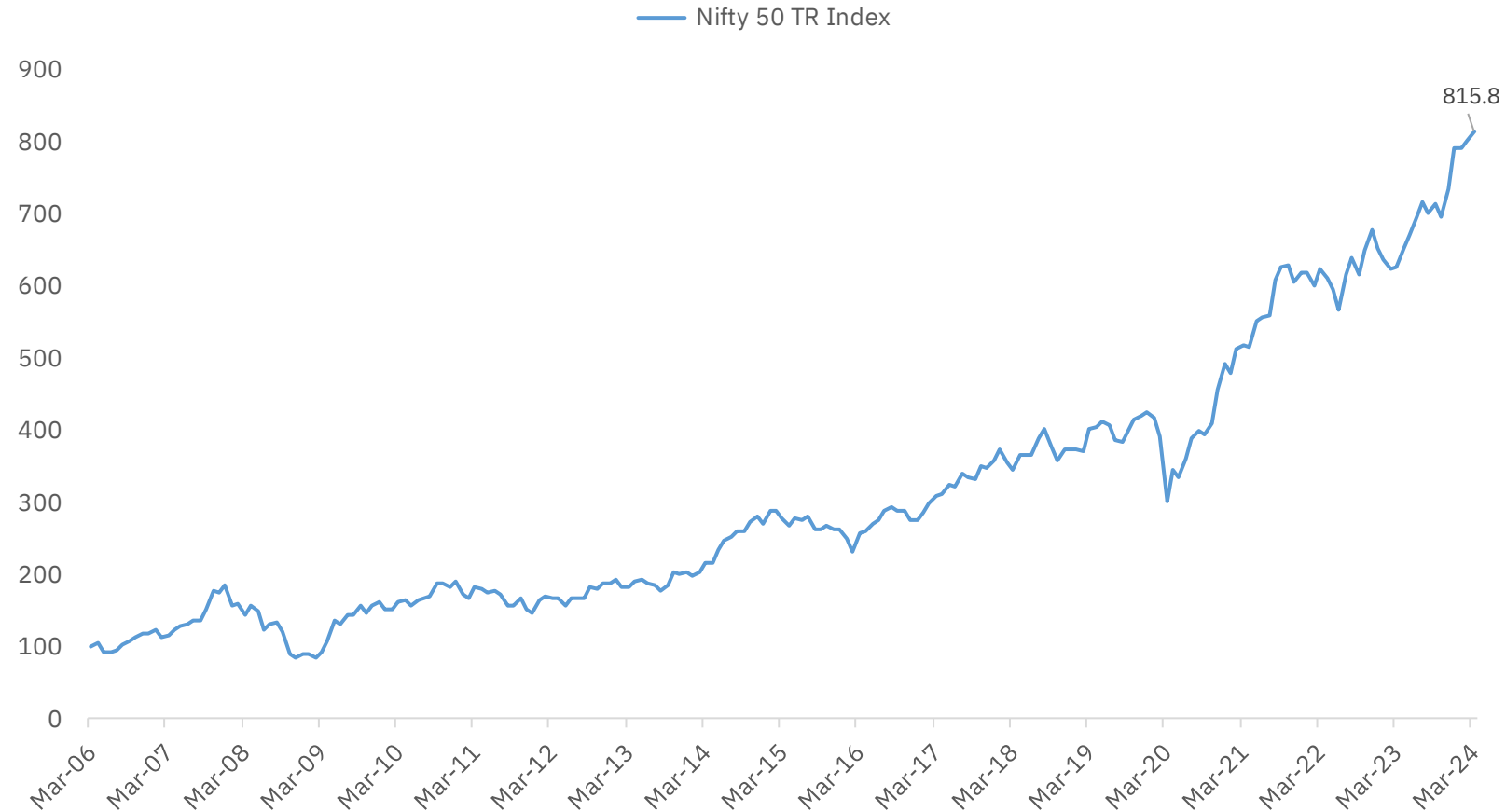


Macro-Economic Sectors (AMFI): Nifty 50 Index



Source/Disclaimer: MOAMC; Data as of close of 28-Mar-2024; Sectors - Macro Economic Sectors as per AMFI Industry Classification; The stocks/sectors mentioned above are used to explain the concept and is for illustration purpose only. It should not be used for development or implementation of any investment strategy. It should not be construed as an investment advice to any party. The stocks/sectors may or may not be part of our portfolio/strategy/schemes. Past performance may or may not be sustained in future.

Historical Performance



Source/Disclaimer: www.niftyindices.com; Performance Data as of close of 30-Sep-2005 – 28-Mar-2024. Hypothetical performance results may have many inherent limitations and no representation is being made that any investor will, or is likely to achieve the performance similar to that shown. The above graph/table is used to explain the concept and is for illustration purpose only. It should not be used for development or implementation of any investment strategy. Past performance may or may not be sustained in future.

Index Performance

Data Label		1 year	3 year	5 year	10 year	15 year
Nifty 50 TRI	CAGR	30.1%	16.3%	15.3%	14.2%	15.6%
Nifty 500 TRI		40.5%	19.3%	17.2%	15.8%	16.9%
Nifty 50 TRI	Annualised Volatility	9.7%	13.7%	19.0%	16.5%	18.0%
Nifty 500 TRI		10.1%	13.8%	18.4%	16.2%	17.5%
Nifty 50 TRI	Risk Adjusted Returns	3.087	1.192	0.802	0.861	0.867
Nifty 500 TRI		3.997	1.395	0.934	0.973	0.969

Source/Disclaimer: www.niftyindices.com; Performance Data as of close of 31-Mar-2009 – 28-Mar-2024. Hypothetical performance results may have many inherent limitations and no representation is being made that any investor will, or is likely to achieve the performance similar to that shown. The above graph/table is used to explain the concept and is for illustration purpose only. It should not be used for development or implementation of any investment strategy. Past performance may or may not be sustained in future.

Index SIP Returns

	1 year	3 year	5 year	7 year	10 year
Nifty 50 TR Index	27.8%	16.9%	18.6%	16.4%	14.9%
Amount Invested	1,20,000	3,60,000	6,00,000	8,40,000	12,00,000
Market Value	1,37,018	4,61,301	9,51,756	15,05,436	26,07,940

Data as of close of March 28, 2024 . For SIP returns, monthly investment of ₹ 10,000/- invested on the first business day of every month has been considered. Performance is calculated using Total Return Index, with zero cost/expenses. Past performance may or may not be sustained in the future.

Source/Disclaimer: www.niftyindices.com; Performance Data as of close of 01-Apr-2014 – 28-Mar-2024; All performance data in INR. Hypothetical performance results may have many inherent limitations and no representation is being made that any investor will, or is likely to achieve the performance similar to that shown. The above is for illustration purpose only. The SIP amount, tenure of SIP, expected rate of return are assumed figures for the purpose of explaining the concept of advantages of SIP investments. The actual result may vary from depicted results depending on the scheme selected. It should not be construed to be indicative of scheme performance in any manner. The above are not scheme SIP returns, but simulation of index SIP returns. Past performance may or may not be sustained in future.

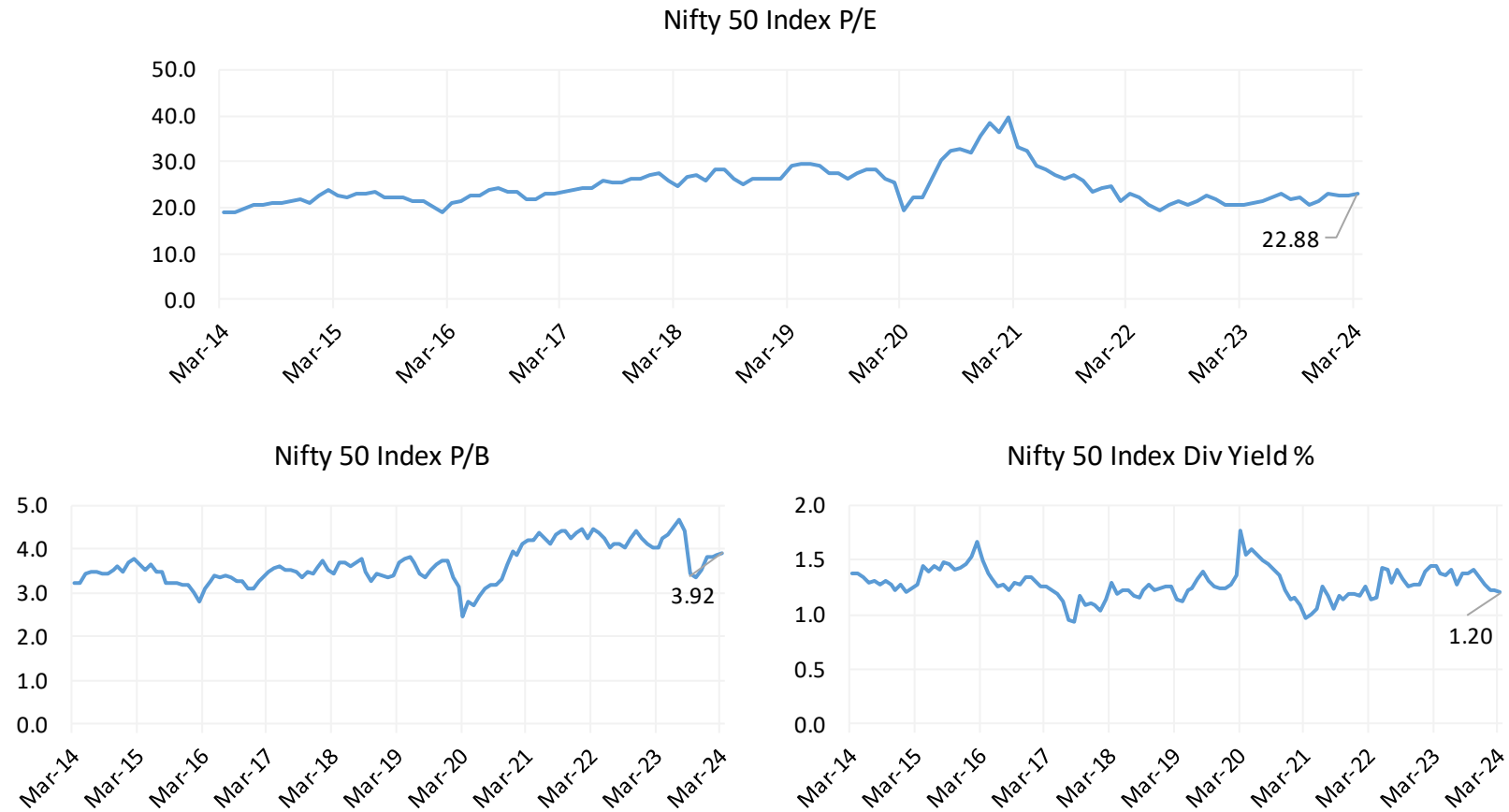
Rolling Returns

	Nifty 500 TRI	Nifty 50 TRI	Nifty 500 TRI	Nifty 50 TRI
Average	12.6%	12.5%	12.2%	12.1%
Median	13.1%	12.4%	12.8%	12.9%
Min	-8.7%	-5.0%	-1.6%	-1.6%
Max	38.5%	42.2%	22.9%	23.8%
Returns Range				
Negative	6.5%	1.9%	0.8%	0.1%
0% to 10%	27.7%	33.9%	29.6%	30.4%
10% to 15%	28.0%	30.7%	34.6%	44.1%
15% to 20%	65.8% } 20.9%	64.1% } 21.8%	69.5% } 31.4%	69.5% } 20.9%
Above 20%	17.0%	11.6%	3.5%	4.5%

Source/Disclaimer: www.niftyindices.com; Performance Data as of close of 30-Sep-2005 – 28-Mar-2024. 250 trading days assumed in one year. Hypothetical performance results may have many inherent limitations and no representation is being made that any investor will, or is likely to achieve the performance similar to that shown. The above graph/table is used to explain the concept and is for illustration purpose only. It should not be used for development or implementation of any investment strategy. Past performance may or may not be sustained in future.

Valuations

Valuation Multiples



Source/Disclaimer: www.niftyindices.com; Data as of close of 31-Mar-2014 – 28-Mar-2024; The above graph/table is used to explain the concept and is for illustration purpose only. It should not be used for development or implementation of an investment strategy. Past performance may or may not be sustained in future.

Scheme Performance – Regular Plan

Lumpsum Performance

	1 Year		3 Year		5 Year		7 Year		Since Inception	
	CAGR (%)	Current Value of Investment of Rs. 10,000	CAGR (%)	Current Value of Investment of Rs. 10,000	CAGR (%)	Current Value of Investment of Rs. 10,000	CAGR (%)	Current Value of Investment of Rs. 10,000	CAGR (%)	Current Value of Investment of Rs. 10,000
Motilal Oswal Nifty 50 Index Fund - Regular	29.5	12,936	15.6	15,431	-	-	-	-	15.7	18,639
Nifty 50 TRI	30.3	13,008	16.3	15,736	-	-	-	-	16.4	19,098
S&P BSE Sensex TRI	26.7	12,650	15.6	15,423	-	-	-	-	15.6	18,591
NAV (Rs.) Per Unit as on: (28-Mar-2024) 18.6393	14.4084		12.0794		-		-		10.0000	
Date of Inception: 23-Dec-2019										

SIP Performance

	1 Year			3 Year			5 Year			Since Inception		
	Scheme	Nifty 500 TRI	Nifty 50 TRI	Scheme	Nifty 500 TRI	Nifty 50 TRI	Scheme	Nifty 500 TRI	Nifty 50 TRI	Scheme	Nifty 500 TRI	Nifty 50 TRI
Invested amount (₹)	1,20,000	1,20,000	1,20,000	3,60,000	3,60,000	3,60,000	-	-	-	4,80,000	4,80,000	4,80,000
Market value (₹)	1,36,591	1,37,018	1,34,814	4,56,834	4,61,301	4,54,397	-	-	-	7,26,286	7,38,361	7,22,602
Returns (CAGR %)	27.1%	27.8%	24.1%	16.2%	16.9%	15.8%	-	-	-	18.9%	19.7%	18.6%

Source/Disclaimer : MOAMC; Data as of 28-Mar-2024. The NAV per unit shown in the table is as on the start date of the said period. Past performance may or may not be sustained in the future. Performance is for Regular Plan Growth Option. Different plans have different expense structure. For SIP returns, monthly investment of INR 10,000/- invested on the first business day of every month has been considered. Mr. Swapnil Myekar is the Fund Manager since inception and he manages 21 schemes of Motilal Oswal Mutual Fund.

Performance of other schemes managed by Swapnil Mayekar

Name of Fund Manager: Swapnil Mayekar						
Period	1 year		3 year		5 year	
	Scheme Return (%)	Benchmark Return (%)	Scheme Return (%)	Benchmark Return (%)	Scheme Return (%)	Benchmark Return (%)
Motilal Oswal S&P BSE Enhanced Value ETF	91.7%	92.9%	-	-	-	-
Motilal Oswal S&P BSE Enhanced Value Index Fund	88.9%	92.9%	-	-	-	-
Motilal Oswal Nifty 200 Momentum 30 ETF	69.8%	70.5%	-	-	-	-
Motilal Oswal Nifty Bank Index Fund	15.9%	17.1%	11.8%	13.0%	-	-
Motilal Oswal Nifty 50 ETF (Formerly known as Motilal Oswal M50 ETF)	30.2%	30.3%	16.3%	16.3%	15.0%	15.3%
Motilal Oswal Nifty 500 Index Fund (Formerly known as Motilal Oswal Nifty 500 Fund)	39.4%	40.7%	18.0%	19.3%	-	-

Note:

- Swapnil Mayekar manages 21 schemes of Motilal Oswal Mutual Fund.
- In case the number of schemes managed by a fund manager is more than six, performance data of top 3 and bottom 3 schemes managed by fund manager has been provided herein.
- Period for which scheme's performance has been provided is computed basis last day of the month-end preceding the date of advertisement.
- Different plans shall have a different expense structure. The performance details provided herein are of Regular plan.

Source/Disclaimer : MOAMC, Data as of 28-Mar-2024. Past performance may or may not be sustained in the future. Performance is for Regular Plan Growth Option. Different plans have different expense structure.

Scheme Performance – Regular Plan

Lumpsum Performance

	1 Year		3 Year		5 Year		7 Year		Since Inception	
	CAGR (%)	Current Value of Investment of Rs. 10,000	CAGR (%)	Current Value of Investment of Rs. 10,000	CAGR (%)	Current Value of Investment of Rs. 10,000	CAGR (%)	Current Value of Investment of Rs. 10,000	CAGR (%)	Current Value of Investment of Rs. 10,000
Motilal Oswal Nifty 50 ETF	30.2	13,005	16.3	15,703	15.0	20,153	14.5	25,765	11.0	41,575
Nifty 50 TRI	30.3	13,008	16.3	15,736	15.3	20,356	14.9	26,492	12.3	48,700
S&P BSE Sensex TRI	26.7	12,650	15.6	15,423	15.1	20,205	15.3	27,045	12.4	49,203
NAV (Rs.) Per Unit as on: (28-Mar-2024) 227.089	174.6193		144.6185		112.6798		88.1395		54.6210	
Date of Inception: 28-Jul-2010										

SIP Performance

	1 Year			3 Year			5 Year			Since Inception		
	Scheme	Nifty 500 TRI	Nifty 50 TRI	Scheme	Nifty 500 TRI	Nifty 50 TRI	Scheme	Nifty 500 TRI	Nifty 50 TRI	Scheme	Nifty 500 TRI	Nifty 50 TRI
Invested amount (₹)	1,20,000	1,20,000	1,20,000	3,60,000	3,60,000	3,60,000	6,00,000	6,00,000	6,00,000	16,10,000	16,10,000	16,10,000
Market value (₹)	1,36,990	1,37,018	1,34,814	4,61,017	4,61,301	4,54,397	9,48,254	9,51,756	9,32,872	43,72,252	46,04,509	46,05,263
Returns (CAGR %)	27.8%	27.8%	24.1%	16.8%	16.9%	15.8%	18.4%	18.6%	17.8%	13.4%	14.1%	14.1%

Source/Disclaimer : MOAMC; Data as of 28-Mar-2024. The NAV per unit shown in the table is as on the start date of the said period. Past performance may or may not be sustained in the future. Performance is for Regular Plan Growth Option. Different plans have different expense structure. For SIP returns, monthly investment of INR 10,000/- invested on the first business day of every month has been considered. Mr. Swapnil Mavekar is the Fund Manager since inception and he manages 21 schemes of Motilal Oswal Mutual Fund.

Performance of other schemes managed by Swapnil Mayekar

Name of Fund Manager: Swapnil Mayekar						
Period	1 year		3 year		5 year	
	Scheme Return (%)	Benchmark Return (%)	Scheme Return (%)	Benchmark Return (%)	Scheme Return (%)	Benchmark Return (%)
Motilal Oswal S&P BSE Enhanced Value ETF	91.7%	92.9%	-	-	-	-
Motilal Oswal S&P BSE Enhanced Value Index Fund	88.9%	92.9%	-	-	-	-
Motilal Oswal Nifty 200 Momentum 30 ETF	69.8%	70.5%	-	-	-	-
Motilal Oswal Nifty Bank Index Fund	15.9%	17.1%	11.8%	13.0%	-	-
Motilal Oswal Nifty 50 ETF (Formerly known as Motilal Oswal M50 ETF)	-	-	-	-	-	-
Motilal Oswal Nifty 500 Index Fund (Formerly known as Motilal Oswal Nifty 500 Fund)	39.4%	40.7%	18.0%	19.3%	-	-

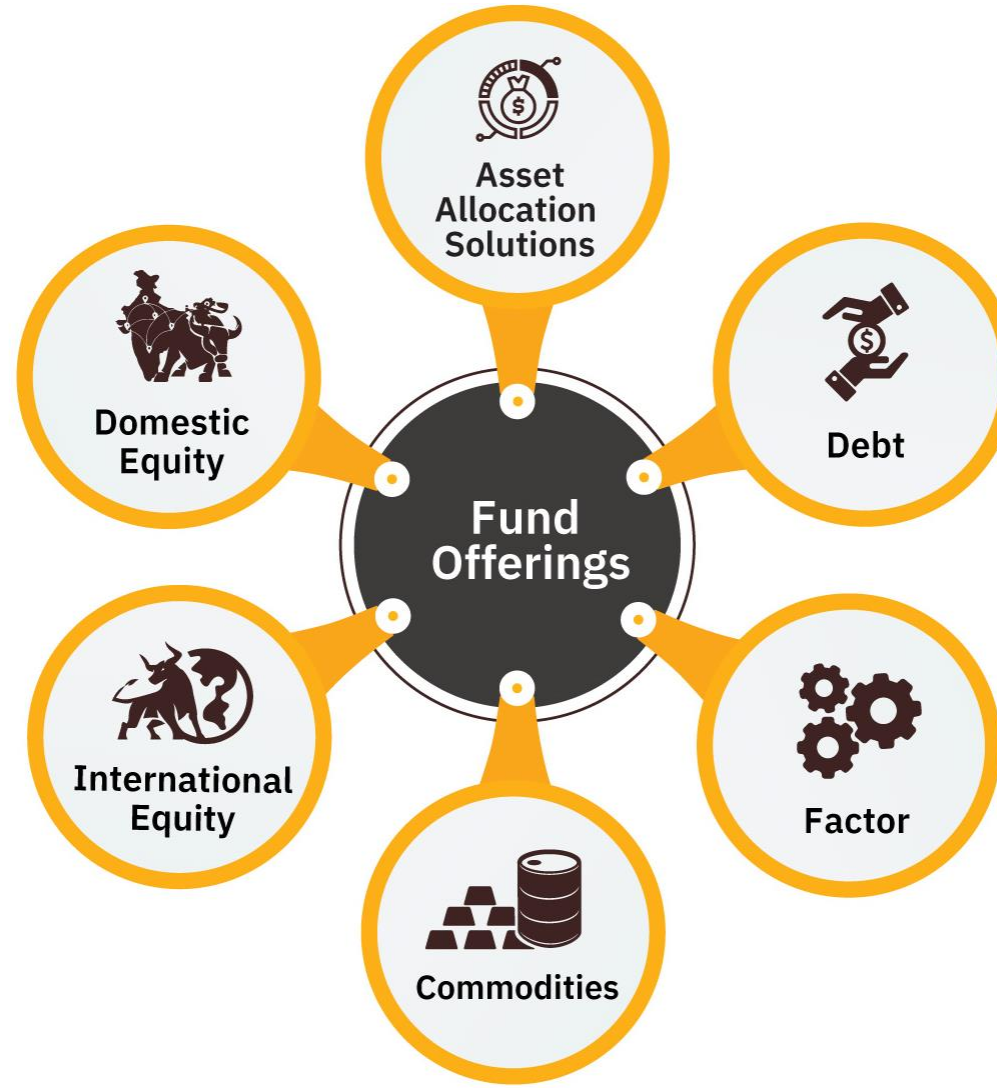
Note:

- a. Swapnil Mayekar manages 21 schemes of Motilal Oswal Mutual Fund.
- b. In case the number of schemes managed by a fund manager is more than six, performance data of top 3 and bottom 3 schemes managed by fund manager has been provided herein.
- c. Period for which scheme's performance has been provided is computed basis last day of the month-end preceding the date of advertisement.
- d. Different plans shall have a different expense structure. The performance details provided herein are of Regular plan.

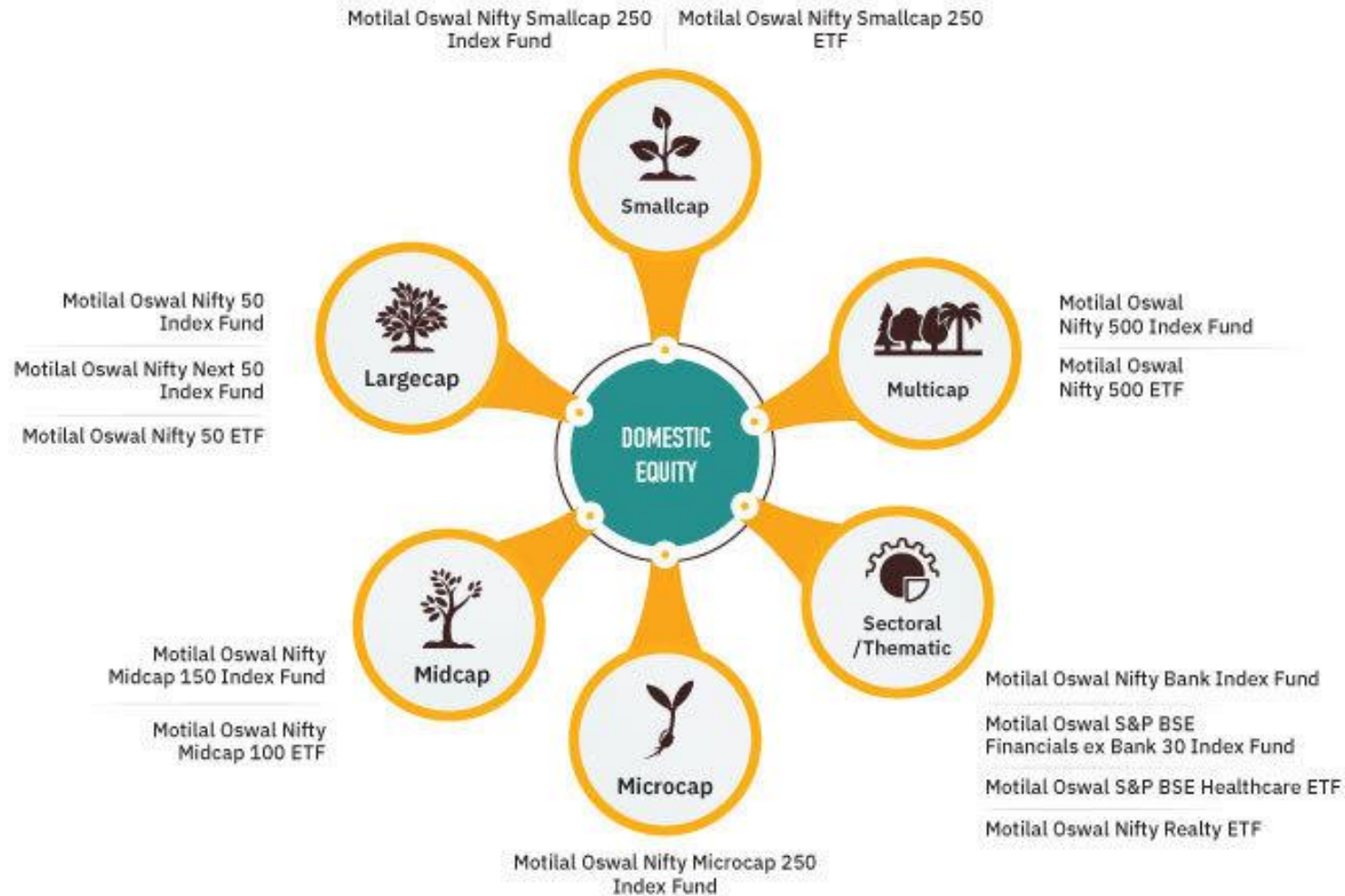
Source/Disclaimer : MOAMC, Data as of 28-Mar-2024. Past performance may or may not be sustained in the future. Performance is for Regular Plan Growth Option. Different plans have different expense structure.

Motilal Oswal Passive Fund Offerings

Motilal Oswal Passive Fund Offerings



Motilal Oswal Passive Fund Offerings



Motilal Oswal Passive Fund Offerings



Motilal Oswal Passive Fund Offerings

Motilal Oswal 5 Year
G-Sec Fund of Fund

Motilal Oswal Nifty 5 year
Benchmark G-Sec ETF



Motilal Oswal Asset Allocation
Passive Fund of Fund - Aggressive


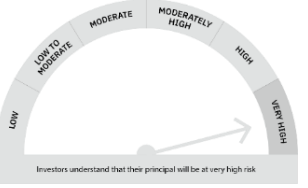

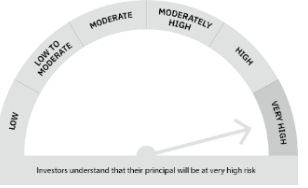
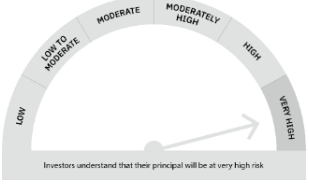
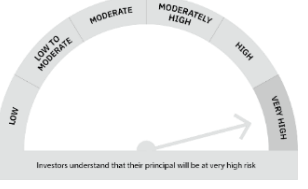
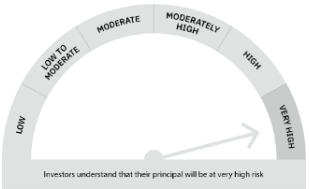
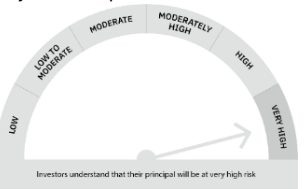
Motilal Oswal Asset Allocation
Passive Fund of Fund - Conservative



Motilal Oswal Gold and Silver
ETFs Fund of Funds

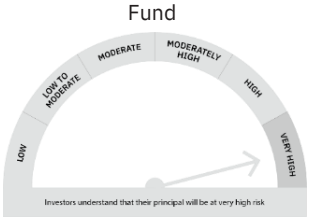
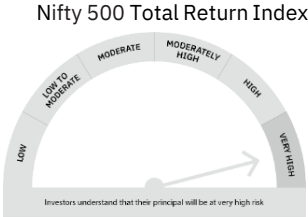
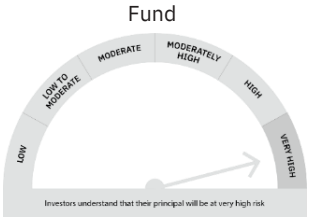
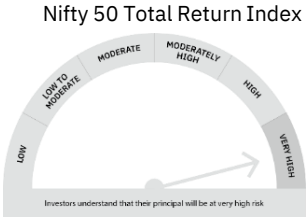
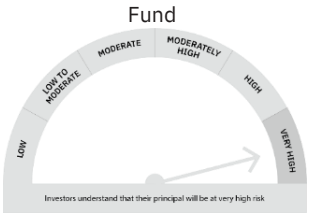
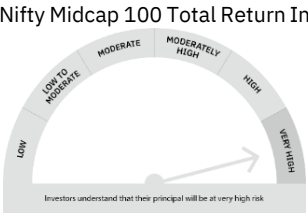
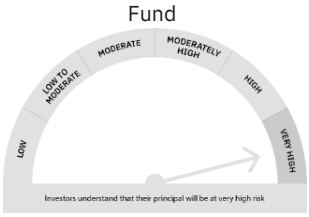
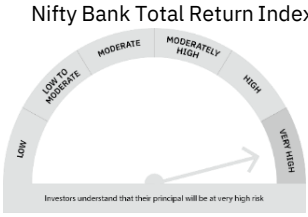


Product Suitability

Name of the Scheme	This product is suitable for investors who are seeking*	Scheme Riskometer	Benchmark Riskometer
<p>Motilal Oswal Nifty 50 Index Fund (An open ended scheme replicating / tracking Nifty 50 Total Return Index)</p>	<ul style="list-style-type: none"> Return that corresponds to the performance of Nifty 50 Index subject to tracking error Investment in equity securities of Nifty 50 Total Return Index 	<p>Fund</p>  <p>Investors understand that their principal will be at very high risk</p>	<p>Nifty 50 Total Return Index</p>  <p>Investors understand that their principal will be at very high risk</p>
<p>Motilal Oswal Nifty Next 50 Index Fund (An open ended scheme replicating / tracking Nifty Next 50 Total Return Index)</p>	<ul style="list-style-type: none"> Return that corresponds to the performance of Nifty Next 50 Total Return Index subject to tracking error Equity and Equity related securities covered by Nifty Next 50 Total Return Index Long-term capital growth 	<p>Fund</p>  <p>Investors understand that their principal will be at very high risk</p>	<p>Nifty Next 50 Total Return Index</p>  <p>Investors understand that their principal will be at very high risk</p>
<p>Motilal Oswal Nifty Midcap 150 Index Fund (An open ended scheme replicating / tracking Nifty Midcap 150 Total Return Index)</p>	<ul style="list-style-type: none"> Return that corresponds to the performance of Nifty Midcap 150 Index subject to tracking error Equity and Equity related securities covered by Nifty Midcap 150 Total Return Index Long-term capital growth 	<p>Fund</p>  <p>Investors understand that their principal will be at very high risk</p>	<p>Nifty Midcap 150 Total Return Index</p>  <p>Investors understand that their principal will be at very high risk</p>
<p>Motilal Oswal Nifty Smallcap 250 Index Fund (An open ended scheme replicating / tracking Nifty Smallcap 250 Total Return Index)</p>	<ul style="list-style-type: none"> Return that corresponds to the performance of Nifty Smallcap 250 Total Return Index subject to tracking error Equity and Equity related securities covered by Nifty Smallcap 250 Total Return Index Long-term capital growth 	<p>Fund</p>  <p>Investors understand that their principal will be at very high risk</p>	<p>Nifty Smallcap 250 Total Return Index</p>  <p>Investors understand that their principal will be at very high risk</p>

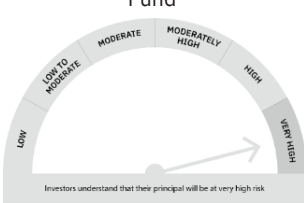
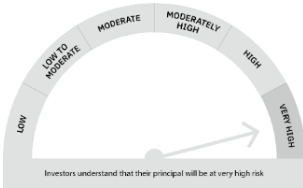
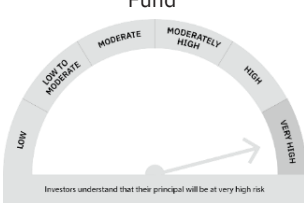
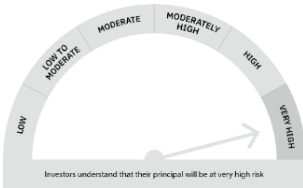
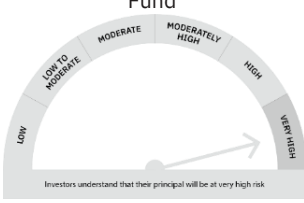
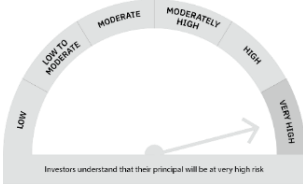
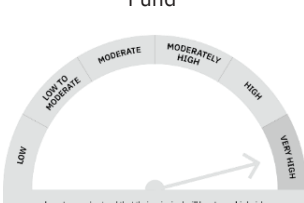
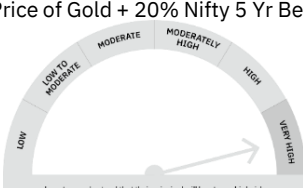
*Investors should consult their financial advisors if in doubt about whether the product is suitable for them.

Product Suitability

Name of the Scheme	This product is suitable for investors who are seeking*	Scheme Riskometer	Benchmark Riskometer
<p>Motilal Oswal Nifty 500 Index Fund (formerly known as Motilal Oswal Nifty 500 Fund) (An open ended scheme replicating / tracking Nifty 500 Total Return Index)</p>	<ul style="list-style-type: none"> Return that corresponds to the performance of Nifty 500 Index subject to tracking error Equity and Equity related securities covered by Nifty 500 Total Return Index Long-term capital growth 	<p>Fund</p> 	<p>Nifty 500 Total Return Index</p> 
<p>Motilal Oswal Nifty 50 ETF (Formerly known as Motilal Oswal M50 ETF) (An open ended scheme replicating/tracking Nifty 50 Total Return Index) BSE: 590115, NSE: MOM50</p>	<ul style="list-style-type: none"> Return that corresponds to the performance of the Nifty 50 Total Return Index subject to tracking error and forex movement Investment in equity securities of Nifty 50 Total Return Index 	<p>Fund</p> 	<p>Nifty 50 Total Return Index</p> 
<p>Motilal Oswal Nifty Midcap 100 ETF (Formerly known as Motilal Oswal Nifty Midcap 100 ETF) (An open ended scheme replicating/tracking Nifty Midcap 100 Total Return Index) BSE: 536960, NSE: MOM100</p>	<ul style="list-style-type: none"> Return that corresponds to the performance of Nifty Midcap 100 Total Return Index, subject to tracking error Investment in equity securities of Nifty Midcap 100 Total Return Index 	<p>Fund</p> 	<p>Nifty Midcap 100 Total Return Index</p> 
<p>Motilal Oswal Nifty Bank Index Fund (An open ended scheme replicating / tracking Nifty Bank Total Return Index)</p>	<ul style="list-style-type: none"> Return that corresponds to the performance of Nifty Bank Index, subject to tracking error Investment in equity securities of Nifty Bank Total Return Index 	<p>Fund</p> 	<p>Nifty Bank Total Return Index</p> 


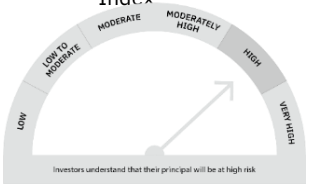
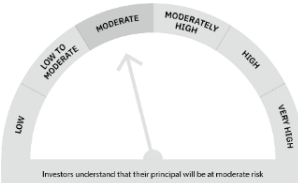
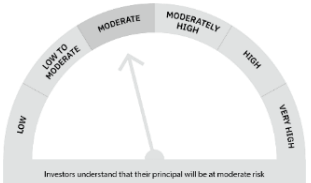
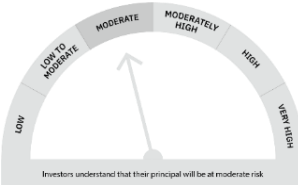
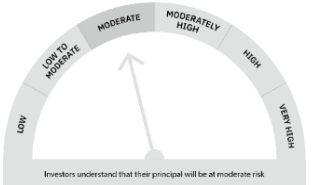
*Investors should consult their financial advisors if in doubt about whether the product is suitable for them.

Product Suitability

Name of the Scheme	This product is suitable for investors who are seeking*	Scheme Riskometer	Benchmark Riskometer
<p>Motilal Oswal S&P 500 Index Fund (An open ended scheme replicating / tracking S&P 500 Total Return Index)</p>	<ul style="list-style-type: none"> Return that corresponds to the performance of S&P 500 Index subject to tracking error Investment in equity securities of S&P 500 Index 	<p>Fund</p> 	<p>S&P 500 Total Return Index</p> 
<p>Motilal Oswal NASDAQ 100 ETF (An open ended scheme replicating/tracking NASDAQ-100 Total Return Index) BSE: 533385, NSE: MOFN100)</p>	<ul style="list-style-type: none"> Return that corresponds generally to the performance of NASDAQ 100 Index subject to tracking error Investment in equity securities of NASDAQ 100 Index 	<p>Fund</p> 	<p>NASDAQ 100 Total Return Index</p> 
<p>Motilal Oswal NASDAQ 100 Fund of Fund (An open ended fund of fund scheme investing in Motilal Oswal Nasdaq 100 ETF)</p>	<ul style="list-style-type: none"> Long term capital appreciation Return that corresponds to the performance of Motilal Oswal NASDAQ 100 ETF (MON100) Scheme through investment in units of MON100 	<p>Fund</p> 	<p>NASDAQ 100 Total Return Index</p> 
<p>Motilal Oswal Asset Allocation Passive Fund of Fund – Aggressive (An open ended fund of funds scheme investing in passive funds)</p>	<ul style="list-style-type: none"> To generate long term growth/capital appreciation by offering asset allocation Investment solution that predominantly invests in passive funds such as ETF/Index Funds of equity and equity related instruments (domestic as well as international), fixed income and Gold 	<p>Fund</p> 	<p>50% Nifty 500 TRI + 20% S&P 500 TRI (INR) + 10% Domestic Price of Gold + 20% Nifty 5 Yr Benchmark G-Sec</p> 

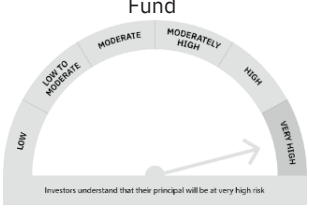
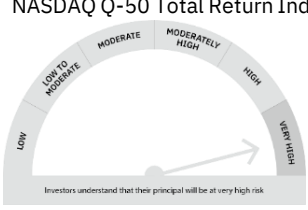
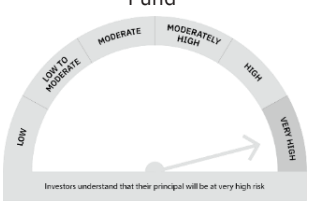
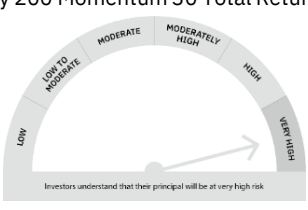
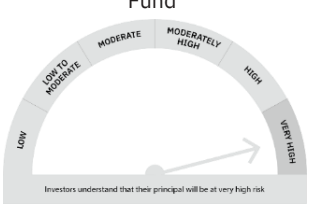
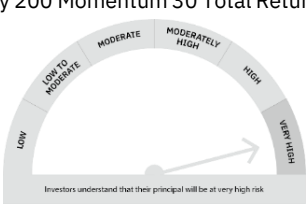
*Investors should consult their financial advisors if in doubt about whether the product is suitable for them.

Product Suitability

Name of the Scheme	This product is suitable for investors who are seeking*	Scheme Riskometer	Benchmark Riskometer
<p>Motilal Oswal Asset Allocation Passive Fund of Fund – Conservative (An open ended fund of funds scheme investing in passive funds)</p>	<ul style="list-style-type: none"> To generate long term growth/capital appreciation by offering asset allocation Investment solution that predominantly invests in passive funds such as ETF/Index Funds of equity and equity related instruments (domestic as well as international), fixed income and Gold 	<p>Fund</p>  <p>Investors understand that their principal will be at high risk</p>	<p>30% Nifty 500 TRI + 10% S&P 500 TRI (INR) + 10% Domestic Price of Gold + 50% Nifty 5 Yr Benchmark G-Sec Index</p>  <p>Investors understand that their principal will be at high risk</p>
<p>Motilal Oswal Nifty 5 YR Benchmark G Sec ETF (formerly known as Motilal Oswal 5 Year G – Sec ETF) (An open ended scheme replicating/tracking Nifty 5 yr Benchmark G-Sec Total Return Index) (A-III A relatively low interest rate risk and relatively low credit risk) BSE: 543250, NSE: MOGSEC</p>	<ul style="list-style-type: none"> Return that corresponds to the performance of the Nifty 5 yr Benchmark G-Sec Total Return Index, subject to tracking error Investment in securities of Nifty 5 yr Benchmark G-sec Total Return Index 	<p>Fund</p>  <p>Investors understand that their principal will be at moderate risk</p>	<p>Nifty 5 yr Benchmark G-Sec Total Return Index</p>  <p>Investors understand that their principal will be at moderate risk</p>
<p>Motilal Oswal 5 Year G-Sec Fund of Fund (An open ended fund of funds scheme investing in units of Motilal Oswal Nifty 5 YR Benchmark G-Sec ETF) (A-III A relatively low interest rate risk and relatively low credit risk)</p>	<ul style="list-style-type: none"> Long term capital appreciation Return that corresponds generally to the performance of the Scheme, Motilal Oswal 5 Year G-Sec Fund of Fund through investment in units of Motilal Oswal Nifty 5 YR Benchmark G-Sec ETF 	<p>Fund</p>  <p>Investors understand that their principal will be at moderate risk</p>	<p>Nifty 5 yr Benchmark G-Sec Total Return Index</p>  <p>Investors understand that their principal will be at moderate risk</p>

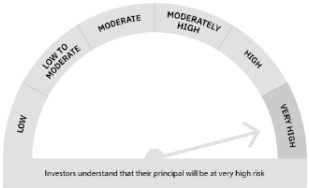
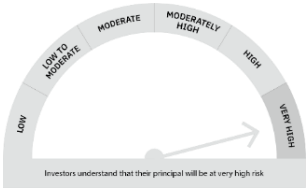
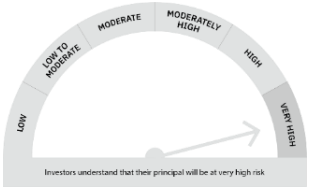
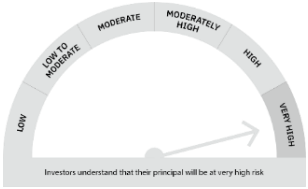
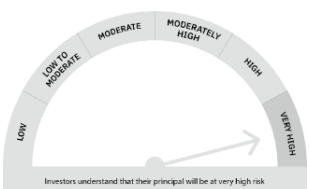
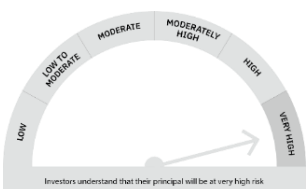
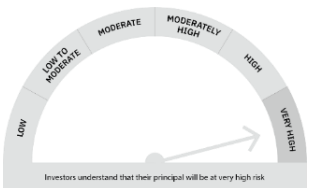
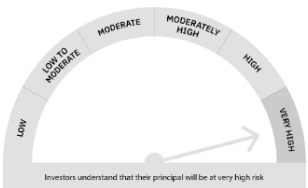
*Investors should consult their financial advisors if in doubt about whether the product is suitable for them.

Product Suitability

Name of the Scheme	This product is suitable for investors who are seeking*	Scheme Riskometer	Benchmark Riskometer
<p>Motilal Oswal NASDAQ Q 50 ETF (An open ended scheme replicating/tracking Nasdaq Q-50 TR Index) BSE: 543437, NSE: MONQ50</p>	<ul style="list-style-type: none"> Return that corresponds to the performance of the NASDAQ Q-50 TR Index subject to tracking error and forex movement. Long term capital growth. 	<p>Fund</p>  <p>Investors understand that their principal will be at very high risk</p>	<p>NASDAQ Q-50 Total Return Index</p>  <p>Investors understand that their principal will be at very high risk</p>
<p>Motilal Oswal Nifty 200 Momentum 30 ETF (An open ended fund replicating / tracking the Nifty 200 Momentum 30 Total Return Index (BSE: 543465, NSE: MOMOMENTUM))</p>	<ul style="list-style-type: none"> Return that corresponds to the total returns of the Nifty 200 Momentum 30 Total Return Index subject to tracking error Long term capital growth 	<p>Fund</p>  <p>Investors understand that their principal will be at very high risk</p>	<p>Nifty 200 Momentum 30 Total Return Index</p>  <p>Investors understand that their principal will be at very high risk</p>
<p>Motilal Oswal Nifty 200 Momentum 30 Index Fund (An open ended fund replicating / tracking the Nifty 200 Momentum 30 Total Return Index)</p>	<ul style="list-style-type: none"> Return that corresponds to the total returns of the Nifty 200 Momentum 30 Total Return Index subject to tracking error Long term capital growth 	<p>Fund</p>  <p>Investors understand that their principal will be at very high risk</p>	<p>Nifty 200 Momentum 30 Total Return Index</p>  <p>Investors understand that their principal will be at very high risk</p>

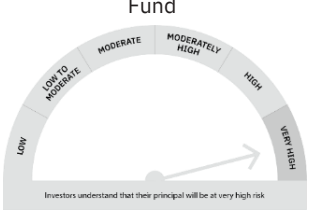
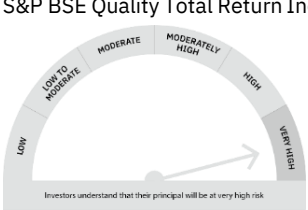
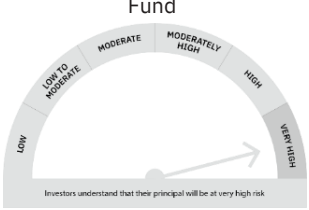

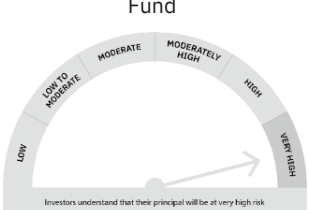
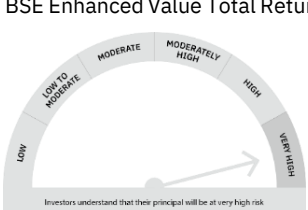
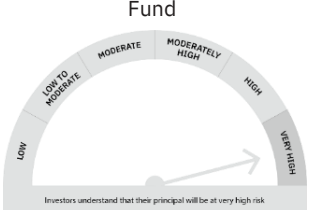
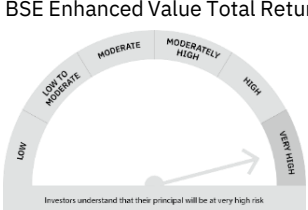
*Investors should consult their financial advisors if in doubt about whether the product is suitable for them.

Product Suitability

Name of the Scheme	This product is suitable for investors who are seeking*	Scheme Riskometer	Benchmark Riskometer
<p>Motilal Oswal S&P BSE Low Volatility ETF (An open ended fund replicating / tracking the S&P BSE Low Volatility Total Return Index BSE: 543501, NSE: MOLOWVOL)</p>	<ul style="list-style-type: none"> Return that corresponds to the total returns of the S&P BSE Low Volatility Total Return Index subject to tracking error Long term capital growth 	<p>Fund</p> 	<p>S&P BSE Low Volatility Total Return Index</p> 
<p>Motilal Oswal S&P BSE Low Volatility Index Fund (An open ended fund replicating / tracking the S&P BSE Low Volatility Total Return Index)</p>	<ul style="list-style-type: none"> Return that corresponds to the total returns of the S&P BSE Low Volatility Total Return Index subject to tracking error Long term capital growth 	<p>Fund</p> 	<p>S&P BSE Low Volatility Total Return Index</p> 
<p>Motilal Oswal S&P BSE Financials ex Bank 30 Index Fund (An open ended fund replicating / tracking the S&P BSE Financials ex Bank 30 Total Return Index)</p>	<ul style="list-style-type: none"> Return that corresponds to the total returns of the S&P BSE Financials ex Bank 30 Total Return Index subject to tracking error Long term capital growth 	<p>Fund</p> 	<p>S&P BSE Financials ex Bank 30 Total Return Index</p> 
<p>Motilal Oswal S&P BSE Healthcare ETF (An open ended fund replicating / tracking the S&P BSE Healthcare Total Return Index) BSE: 543563, NSE: MOHEALTH</p>	<ul style="list-style-type: none"> Return that corresponds to the total returns of the S&P BSE Healthcare Total Return Index subject to tracking error Long term capital growth 	<p>Fund</p> 	<p>S&P BSE Healthcare Total Return Index</p> 

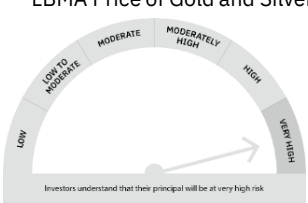
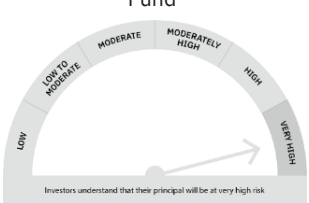
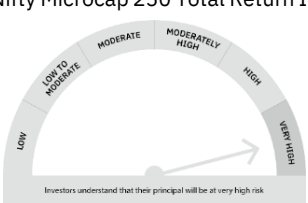
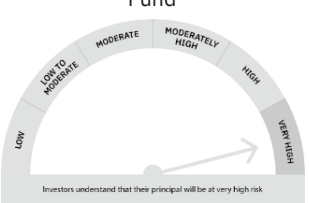
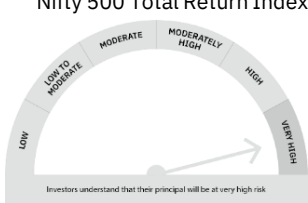
*Investors should consult their financial advisors if in doubt about whether the product is suitable for them.

Product Suitability

Name of the Scheme	This product is suitable for investors who are seeking*	Scheme Riskometer	Benchmark Riskometer
<p>Motilal Oswal S&P BSE Quality ETF (An open ended fund replicating / tracking the S&P BSE Quality Total Return Index) BSE: 543577, NSE: MOQUALITY</p>	<ul style="list-style-type: none"> Return that corresponds to the total returns of the S&P BSE Quality Total Return Index subject to tracking error Long term capital growth 	<p>Fund</p>  <p>Investors understand that their principal will be at very high risk</p>	<p>S&P BSE Quality Total Return Index</p>  <p>Investors understand that their principal will be at very high risk</p>
<p>Motilal Oswal S&P BSE Quality Index Fund (An open ended fund replicating / tracking the S&P BSE Quality Total Return Index)</p>	<ul style="list-style-type: none"> Return that corresponds to the total returns of the S&P BSE Quality Total Return Index subject to tracking error Long term capital growth 	<p>Fund</p>  <p>Investors understand that their principal will be at very high risk</p>	<p>S&P BSE Quality Total Return Index</p>  <p>Investors understand that their principal will be at very high risk</p>
<p>Motilal Oswal S&P BSE Enhanced Value ETF (An open ended fund replicating / tracking the S&P BSE Enhanced Value Total Return Index) BSE:543576, NSE: MOVALUE</p>	<ul style="list-style-type: none"> Return that corresponds to the total returns of the S&P BSE Enhanced Value Total Return Index subject to tracking error Long term capital growth 	<p>Fund</p>  <p>Investors understand that their principal will be at very high risk</p>	<p>S&P BSE Enhanced Value Total Return Index</p>  <p>Investors understand that their principal will be at very high risk</p>
<p>Motilal Oswal S&P BSE Enhanced Value Index Fund (An open ended fund replicating / tracking the S&P BSE Enhanced Value Total Return Index)</p>	<ul style="list-style-type: none"> Return that corresponds to the total returns of the S&P BSE Enhanced Value Total Return Index subject to tracking error Long term capital growth 	<p>Fund</p>  <p>Investors understand that their principal will be at very high risk</p>	<p>S&P BSE Enhanced Value Total Return Index</p>  <p>Investors understand that their principal will be at very high risk</p>

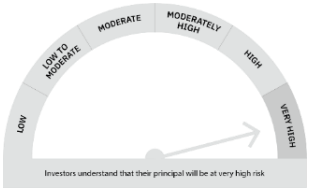
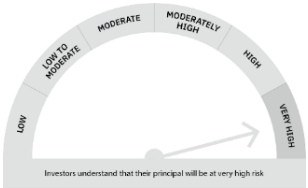
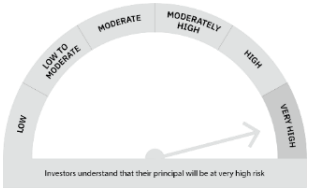
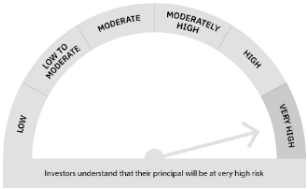
*Investors should consult their financial advisors if in doubt about whether the product is suitable for them.

Product Suitability

Name of the Scheme	This product is suitable for investors who are seeking*	Scheme Riskometer	Benchmark Riskometer
<p>Motilal Oswal Gold and Silver ETFs Fund of Funds (An open ended fund of funds scheme investing in units of gold and silver exchange traded funds)</p>	<ul style="list-style-type: none"> Long term capital appreciation Return that corresponds to the performance of the underlying Schemes of Gold ETF and Silver ETF 	<p>Fund</p>  <p>Investors understand that their principal will be at very high risk</p>	<p>LBMA Price of Gold and Silver</p>  <p>Investors understand that their principal will be at very high risk</p>
<p>Motilal Oswal Nifty Microcap 250 Index Fund (An open ended scheme replicating / tracking Nifty Microcap 250 Total Return Index)</p>	<ul style="list-style-type: none"> Return that corresponds to the total returns of of Nifty Microcap 250 Total Return Index, subject to tracking error Long-term capital growth 	<p>Fund</p>  <p>Investors understand that their principal will be at very high risk</p>	<p>Nifty Microcap 250 Total Return Index</p>  <p>Investors understand that their principal will be at very high risk</p>
<p>Motilal Oswal S&P Developed markets Ex-US FoF (An open-ended fund of funds scheme investing in units of Global ETFs which track the performance of Developed Markets excluding US)</p>	<ul style="list-style-type: none"> To Invest in global ETFs which track the performance of Developed market ex-US Long-term capital growth 	<p>Fund</p>  <p>Investors understand that their principal will be at very high risk</p>	<p>S&P Developed Ex-U.S. BMI Total Return Index</p>  <p>Investors understand that their principal will be at very high risk</p>
<p>Motilal Oswal Nifty 500 ETF (An open ended scheme replicating / tracking Nifty 500 Total Return Index)</p>	<ul style="list-style-type: none"> Return that corresponds to the total returns of of Nifty 500 Total Return Index, subject to tracking error Long-term capital growth 	<p>Fund</p>  <p>Investors understand that their principal will be at very high risk</p>	<p>Nifty 500 Total Return Index</p>  <p>Investors understand that their principal will be at very high risk</p>

*Investors should consult their financial advisors if in doubt about whether the product is suitable for them.

Product Suitability

Name of the Scheme	This product is suitable for investors who are seeking*	Scheme Riskometer	Benchmark Riskometer
<p>Motilal Oswal Nifty Smallcap 250 ETF (An open-ended fund replicating / tracking the Nifty Smallcap 250 Total Return Index)</p>	<ul style="list-style-type: none"> Return that corresponds to the total returns of the Nifty Smallcap 250 Total Return Index, subject to tracking error. Long term capital growth 	<p>Fund</p> 	<p>Nifty Smallcap 250 Total Return Index</p> 
<p>Motilal Oswal Nifty Realty ETF (An open ended scheme replicating / tracking Nifty Realty Total Return Index)</p>	<ul style="list-style-type: none"> Return that corresponds to the performance of Nifty Realty Total Return Index subject to tracking error. Long term capital growth. 	<p>Fund</p> 	<p>Nifty Realty Total Return Index</p> 

*Investors should consult their financial advisors if in doubt about whether the product is suitable for them.

Disclaimer

This presentation has been prepared and issued on the basis of internal data, publicly available information and other sources believed to be reliable. The information contained in this document is for general purposes only and not a complete disclosure of every material fact and terms and conditions. The information / data herein alone is not sufficient and shouldn't be used for the development or implementation of an investment strategy. It should not be construed as investment advice to any party.

All opinions, figures, charts/graphs, estimates and data included in this presentation are as on date and are subject to change without notice. The statements contained herein may include statements of future expectations and other forward-looking statements that are based on our current views and assumptions and involve known and unknown risks and uncertainties that could cause actual results, performance or events to differ materially from those expressed or implied in such statements. Readers shall be fully responsible / liable for any decision taken on the basis of this presentation. Investments in Securities are subject to market and other risks and there is no assurance or guarantee that the objectives of any of the Schemes will be achieved. The scheme may not be suited to all categories of investors.

The material is based upon information that we consider reliable, but we do not represent that it is accurate or complete, and it should not be relied upon as such. Opinions, if any, expressed are our opinions as of the date of appearing on this material only. While we endeavor to update on a reasonable basis the information discussed in this material, there may be regulatory, compliance, or other reasons that prevent us from doing so. Recipient shall understand that the aforementioned statements cannot disclose all the risks and characteristics. The recipient is requested to take into consideration all the risk factors including their financial condition, suitability to risk return, etc. and take professional advice before investing.

Passive Investments - The Scheme is not actively managed. Since the Scheme is linked to index, it may be affected by a general decline in the Indian markets relating to its underlying index. The Scheme as per its investment objective invests in Securities which are constituents of its underlying index regardless of their investment merit. The AMC does not attempt to individually select stocks or to take defensive positions in declining markets.

Index Fund - The Scheme being an index scheme follows a passive investment technique and shall only invest in Securities comprising one selected index as per investment objective of the Scheme. The Fund Manager would invest in the Securities comprising the underlying index irrespective of the market conditions. If the Securities market declines, the value of the investment held by the Scheme shall decrease.

Risks associated with overseas investment

To the extent the assets of the scheme are invested in overseas financial assets, there may be risks associated with currency movements, restrictions on repatriation and transaction procedures in overseas market. Further, the repatriation of capital to India may also be hampered by changes in regulations or political circumstances as well as the application to it of other restrictions on investment. In addition, country risks would include events such as introduction of extraordinary exchange controls, economic deterioration, and bi-lateral conflict leading to immobilisation of the overseas financial assets and the prevalent tax laws of the respective jurisdiction for execution of trades or otherwise.

Currency Risk:

The fund may invest in overseas mutual fund / foreign securities as permitted by the concerned regulatory authorities in India. Since the assets will be invested in securities denominated in foreign currencies, the Indian Rupee equivalent of the net assets, distributions and income may be adversely affected by changes/fluctuations in the value of the foreign currencies relative to the Indian Rupee.

Country Risk:

The Country risk arises from the inability of a country, to meet its financial obligations. It is the risk encompassing economic, social and political conditions in a foreign country, which might adversely affect foreign investors' financial interests.

Mutual Fund Investments are subject to market risks, read all scheme related documents carefully

Disclaimer

NSE Indices Limited Disclaimer: MOFM50 and MOFM100: MOFM50 and MOFM100 offered by Motilal Oswal Asset Management Company Limited (MOAMC) or its affiliates is not sponsored, endorsed, sold or promoted by NSE Indices Limited and its affiliates. NSE Indices Limited and its affiliates do not make any representation or warranty, express or implied (including warranties of merchantability or fitness for particular purpose or use) to the owners of MOFM50 and MOFM100 or any member of the public regarding the advisability of investing in securities generally or in the MOFM50 and (MOFM100) linked to Nifty 50 Index and Nifty Midcap 100 Index respectively or particularly in the ability of Nifty 50 Index and Nifty Midcap 100 Index to track general stock market performance in India. Please read the full Disclaimers in relation to the Nifty 50 Index and Nifty Midcap 100 Index in the Scheme Information Document.

The **S&P 500 Index** is a product of S&P Dow Jones Indices LLC or its affiliates (“SPDJI”) have been licensed for use by Motilal Oswal Asset Management Company Limited (MOAMC). Standard & Poor’s® and S&P® are registered trademarks of Standard & Poor’s Financial Services LLC (“S&P”); Dow Jones® is a registered trademark of Dow Jones Trademark Holdings LLC (“Dow Jones”); **Motilal Oswal S&P Index Fund (MOFSP500)** is not sponsored, endorsed, sold or promoted by SPDJI, Dow Jones, S&P, their respective affiliates and none of such parties make any representation regarding the advisability of investing in such product(s) nor do they have any liability for any errors, omissions, or interruptions of the **S&P 500 Index**.

The S&P 500 Index is a product of S&P Dow Jones Indices LLC or its affiliates (“SPDJI”) have been licensed for use by MOAMC. Standard & Poor’s® and S&P® are registered trademarks of Standard & Poor’s Financial Services LLC (“S&P”); Dow Jones® is a registered trademark of Dow Jones Trademark Holdings LLC (“Dow Jones”); It is not possible to invest directly in an index. MOFSP500 is not sponsored, endorsed, sold or promoted by SPDJI, Dow Jones, S&P, any of their respective affiliates (collectively, “S&P Dow Jones Indices”) S&P Dow Jones Indices does not make any representation or warranty, express or implied, to the owners of the MOFSP500 or any member of the public regarding the advisability of investing in securities generally or in MOFSP500 particularly or the ability of the S&P 500 Index to track general market performance. Past performance of an index is not an indication or guarantee of future results. S&P Dow Jones Indices’ only relationship to MOAMC with respect to the S&P 500 Index is the licensing of the Index and certain trademarks, service marks and/or trade names of S&P Dow Jones Indices and/or its licensors. The **S&P 500 Index** is determined, composed and calculated by S&P Dow Jones Indices without regard to **MOAMC** or the **MOFSP500**. S&P Dow Jones Indices have no obligation to take the needs of MOAMC or the owners of MOFSP500 into consideration in determining, composing or calculating the **S&P 500 Index**. S&P Dow Jones Indices is not responsible for and has not participated in the determination of the prices, and amount of **MOFSP500** or the timing of the issuance or sale of MOFSP500 or in the determination or calculation of the equation by which MOFSP500 is to be converted into cash, surrendered or redeemed, as the case may be. S&P Dow Jones Indices have no obligation or liability in connection with the administration, marketing or trading of MOFSP500. There is no assurance that investment products based on the S&P 500 Index will accurately track index performance or provide positive investment returns. S&P Dow Jones Indices LLC is not an investment or tax advisor. A tax advisor should be consulted to evaluate the impact of any tax-exempt securities on portfolios and the tax consequences of making any particular investment decision. Inclusion of a security within an index is not a recommendation by S&P Dow Jones Indices to buy, sell, or hold such security, nor is it considered to be investment advice.

NEITHER S&P DOW JONES INDICES NOR THIRD PARTY LICENSOR GUARANTEES THE ADEQUACY, ACCURACY, TIMELINESS AND/OR THE COMPLETENESS **OF THE S&P 500 Index** OR ANY DATA RELATED THERETO OR ANY COMMUNICATION, INCLUDING BUT NOT LIMITED TO, ORAL OR WRITTEN COMMUNICATION (INCLUDING ELECTRONIC COMMUNICATIONS) WITH RESPECT THERETO. S&P DOW JONES INDICES AND SHALL NOT BE SUBJECT TO ANY DAMAGES OR LIABILITY FOR ANY ERRORS, OMISSIONS, OR DELAYS THEREIN. S&P DOW JONES INDICES AND MAKES NO EXPRESS OR IMPLIED WARRANTIES, AND EXPRESSLY DISCLAIMS ALL WARRANTIES, OF MERCHANTABILITY OR FITNESS FOR A PARTICULAR PURPOSE OR USE OR AS TO RESULTS TO BE OBTAINED BY **MOAMC**, OWNERS OF **MOFSP500**, OR ANY OTHER PERSON OR ENTITY FROM THE USE OF THE **S&P 500 Index** OR WITH RESPECT TO ANY DATA RELATED THERETO. WITHOUT LIMITING ANY OF THE FOREGOING, IN NO EVENT WHATSOEVER SHALL S&P DOW JONES INDICES BE LIABLE FOR ANY INDIRECT, SPECIAL, INCIDENTAL, PUNITIVE, OR CONSEQUENTIAL DAMAGES INCLUDING BUT NOT LIMITED TO, LOSS OF PROFITS, TRADING LOSSES, LOST TIME OR GOODWILL, EVEN IF THEY HAVE BEEN ADVISED OF THE POSSIBILITY OF SUCH DAMAGES, WHETHER IN CONTRACT, TORT, STRICT LIABILITY, OR OTHERWISE. THERE ARE NO THIRD PARTY BENEFICIARIES OF ANY AGREEMENTS OR ARRANGEMENTS BETWEEN S&P DOW JONES INDICES AND MOAMC, OTHER THAN THE LICENSORS OF S&P DOW JONES INDICES

Disclaimer

NASDAQ OMX Group, Inc.

The Product i.e. MOFN100 is not sponsored, endorsed, sold or promoted by The NASDAQ OMX Group, Inc. or its affiliates (NASDAQ OMX, with its affiliates, are referred to as the "Corporations"). The Corporations have not passed on the legality or suitability of, or the accuracy or adequacy of descriptions and disclosures relating to, the Product. The Corporations make no representation or warranty, express or implied to the owners of the Product or any member of the public regarding the advisability of investing in securities generally or in the Product particularly, or the ability of the Nasdaq-100 Index® to track general stock market performance. The Corporations' only relationship to Motilal Oswal Asset Management Company Ltd. ("Licensee") is in the licensing of the NASDAQ®, OMX®, NASDAQ OMX®, NASDAQ-100®, and NASDAQ-100 Index® registered trademarks, and certain trade names of the Corporations and the use of the NASDAQ-100 Index® which is determined, composed and calculated by NASDAQ OMX without regard to Licensee or the Product. NASDAQ OMX has no obligation to take the needs of the Licensee or the owners of the Product(s) into consideration in determining, composing or calculating the NASDAQ-100 Index®. The Corporations are not responsible for and have not participated in the determination of the timing of, prices at, or quantities of the Product to be issued or in the determination or calculation of the equation by which the Product is to be converted into cash. The Corporations have no liability in connection with the administration, marketing or trading of the Product.

THE CORPORATIONS DO NOT GUARANTEE THE ACCURACY AND/OR UNINTERRUPTED CALCULATION OF THE NASDAQ-100 INDEX® OR ANY DATA INCLUDED THEREIN. THE CORPORATIONS MAKE NO WARRANTY, EXPRESS OR IMPLIED, AS TO RESULTS TO BE OBTAINED BY LICENSEE, OWNERS OF THE PRODUCT(S), OR ANY OTHER PERSON OR ENTITY FROM THE USE OF THE NASDAQ-100 INDEX® OR ANY DATA INCLUDED THEREIN. THE CORPORATIONS MAKE NO EXPRESS OR IMPLIED WARRANTIES, AND EXPRESSLY DISCLAIM ALL WARRANTIES OF MERCHANTABILITY OR FITNESS FOR A PARTICULAR PURPOSE OR USE WITH RESPECT TO THE NASDAQ-100 INDEX® OR ANY DATA INCLUDED THEREIN. WITHOUT LIMITING ANY OF THE FOREGOING, IN NO EVENT SHALL THE CORPORATIONS HAVE ANY LIABILITY FOR ANY LOST PROFITS OR SPECIAL, INCIDENTAL, PUNITIVE, INDIRECT, OR CONSEQUENTIAL DAMAGES, EVEN IF NOTIFIED OF THE POSSIBILITY OF SUCH DAMAGES.

BSE

The Bombay Stock Exchange Limited ("the Exchange") has given vide its letter dated February 10, 2011 permission to the Mutual Fund to use the Exchange's name in this Scheme Information Document as one of the stock exchanges on which the Mutual Fund's units are proposed to be listed subject to, the Mutual Fund fulfilling the various criteria for listing. The Exchange has scrutinized this Scheme Information Document for its limited internal purpose of deciding on the matter of granting the aforesaid permission to the Mutual Fund. The Exchange does not in any manner:-

1. warrant, certify or endorse the correctness or completeness of any of the contents of this SID;
2. warrant that the Mutual Fund's units will be listed or will continue to be listed on the Exchange;
3. take any responsibility for the financial or other soundness of the Mutual Fund, its sponsors, its promoters, its management or any scheme or project of this Mutual Fund.

and should not for any reason be deemed or construed that the Scheme Information Document has been cleared or approved by the Exchange. Every person who desires to apply for or otherwise acquire any units of Motilal Oswal NASDAQ-100 (MOFN100) of this Mutual Fund may do so pursuant to independent inquiry, investigation and analysis and shall not have any claim against the Exchange whatsoever by reason of any loss which may be suffered by such person consequent to or in connection with such subscription /acquisition whether by reason of anything stated or omitted to be stated herein or any other reason whatsoever.