

Motilal Oswal Focused Fund

(Formerly known as Motilal Oswal Focused 25 Fund)

(An open ended equity scheme investing in maximum 30 stocks intending to focus on Multi Cap.

MOTILAL OSWAL

MUTUAL FUND

March 2024 (Data as on 31st March 2024. Inception date - 13th May 2013)



INVESTMENT APPROACH

Scheme Name: Motilal Oswal Focused Fund

Investment Objective:

The investment objective of the Scheme is to achieve long term capital appreciation by investing in upto 30 companies with long term sustainable competitive advantage and growth potential. However, there can be no assurance or guarantee that the investment objective of the Scheme would be achieved.

Benchmark: Nifty 500 TRI

Scheme Details:

NAV Regular Plan Growth Option (Rs.)	41.0643
NAV Regular Plan IDCW Option (Rs.)	19.4956
NAV Direct Plan Growth Option (Rs.)	47.2939
NAV Direct Plan IDCW Option (Rs.)	22.3562
Monthly AAUM (31-Mar-2024)(in Rs Crs.)	1780.71
Latest AUM (31-Mar-2024) (in Rs Crs.)	1,803.57



KEY FEATURES & PORTFOLIO ATTRIBUTES

Multi Cap oriented Focused category fund

The 1st equity oriented scheme launched by MOAMC in 2013

10+ year track record with performance of 13.9% CAGR since inception as on 31st March, 2024

Bottom up stock picking - overlap with index is low

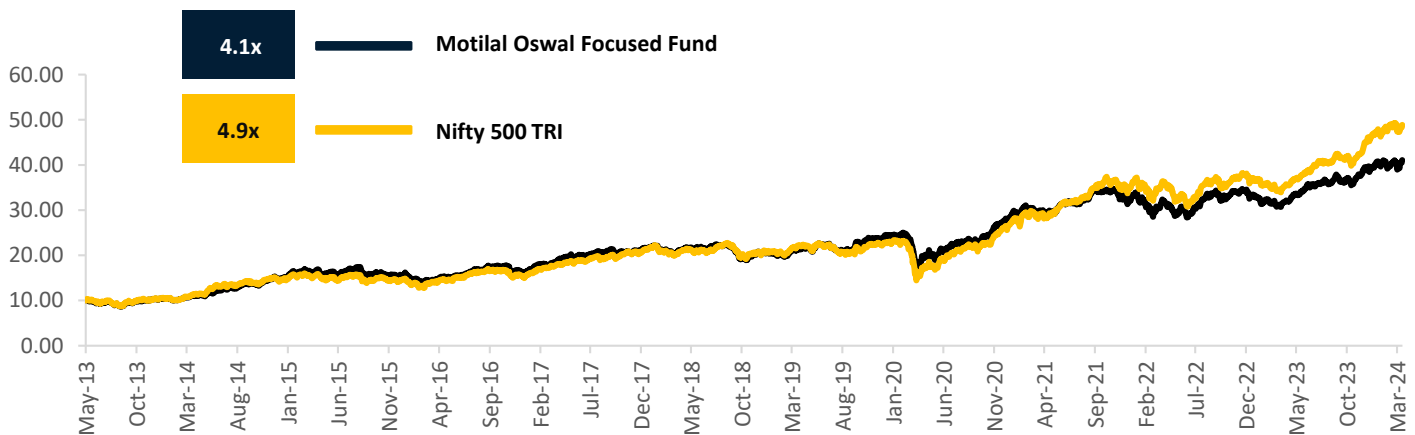


PORTFOLIO ACTIONS IN LAST 3 MONTHS

Companies Added:	LIC Housing Finance Ltd., Voltas Ltd.
Companies Exited:	Avenue Supermarts Ltd, H D F C Bank Ltd, ICICI Bank Ltd, KFin Technologies Ltd, Larsen & Toubro Infotech Ltd, Zomato Ltd.



Performance Since Inception (Data as on 31st March, 2024)

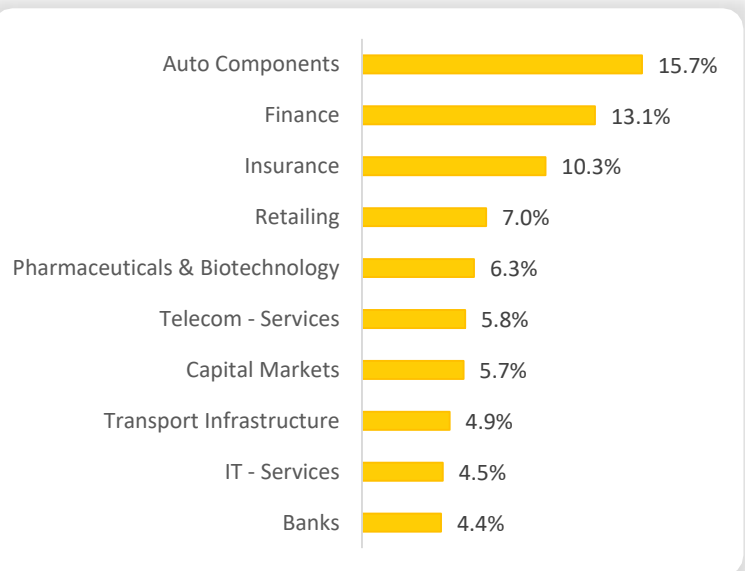


Returns in %	1 Year		3 Year		5 Year		Since Inception	
	CAGR (%)	Rs. 10,000	CAGR (%)	Rs. 10,000	CAGR (%)	Rs. 10,000	CAGR (%)	Rs. 10,000
Motilal Oswal Focused Fund	30.7	13,047	11.5	13,870	13.9	19,173	13.9	41,071
Nifty 500 TRI	40.7	14,049	19.3	16,970	17.2	22,112	15.7	48,864
S&P BSE SENSEX TRI	26.7	12,650	15.6	15,423	15.1	20,205	14.4	43,162

Source: Internal Analysis. The above is used to explain the concept and is for illustration purpose only and should not be used for development or implementation of an investment strategy. Past performance may or may not be sustained in future.

PORTFOLIO & SECTORAL ALLOCATION

Top 10 Holdings	(%) of Holding
Samvardhana Motherson International Limited	9.1%
Star Health And Allied Insurance Company Limited	8.8%
FSN E-Commerce Ventures Limited	7.0%
ZF Commercial Vehicle Control Systems India Limited	6.7%
Sun Pharmaceutical Industries Limited	6.3%
Religare Enterprises Limited	6.0%
Bharti Airtel Limited	5.8%
BSE Limited	5.7%
Dreamfolks Services Limited	4.9%
L&T Technology Services Limited	4.5%



Industry classification as recommended by AMFI

STRATEGY CONTRIBUTORS (1 YEAR TRAILING)

Top 5	Contribution
Zomato Ltd	6.8%
ABB Ltd	4.4%
BSE Ltd	4.2%
KFin Technologies Ltd	3.0%
Sun Pharmaceutical Inds. Ltd	2.2%

Bottom 5	Contribution
Star Health and Allied Insurance Co Ltd	-1.4%
One 97 Communications Ltd	-1.0%
Piramal Enterprises Ltd	-0.9%
Religare Enterprises Ltd	-0.7%
Fino Payments Bank Ltd	-0.6%

Source: Value FY and Internal Analysis

Disclaimer: The Stocks mentioned above are used to explain the concept and is for illustration purpose only and should not be used for development or implementation of any investment strategy. It should not be construed as investment advice to any party. The stocks may or may not be part of our portfolio/strategy/ schemes. Past performance may or may not be sustained in future

MARKET CAPITALIZATION

Market Cap	Weightage (%)
Large Cap	31.6%
Mid Cap	49.1%
Small Cap	19.3%

Source: Market Categorization as recommended by AMFI

Risk Ratios

3 Year Data	Strategy
Standard Deviation	12.5%
Sharpe Ratio #	0.3
Portfolio Turnover Ratio	1.2
Beta	0.9

#Risk free returns based on last overnight MIBOR cut-off of 7.90%.
Data as on 31st March, 2024

Fund Manager

For Equity Component

Mr. Santosh Singh

Managing this fund since 01-Aug-2023

He has a rich experience of more than 15 years

For Debt Component

Mr. Rakesh Shetty

Managing this fund since 22-Nov-2022

He has a rich experience of more than 14 years

For Overseas Securities

Mr. Ankush Sood

He has been appointed as the Fund Manager

for the Overseas Securities w.e.f. Nov 11, 2022.

Other Schemes Managed by Fund Manager (Data as on 28th March, 2024)

Name of Fund Manager: Rakesh Shetty

	1 Year		3 Years		5 Years		Since Inception	
	Scheme Return (%)	Benchmark Return (%)	Scheme Return (%)	Benchmark Return (%)	Scheme Return (%)	Benchmark Return (%)	Scheme Return (%)	Benchmark Return (%)
Top 3								
Motilal Oswal S&P BSE Enhanced Value ETF	91.7	92.9	-	-	-	-	66.0	67.0
Motilal Oswal S&P BSE Enhanced Value Index Fund	88.9	92.9	-	-	-	-	63.5	67.0
Motilal Oswal Nifty 200 Momentum 30 ETF	69.8	70.5	-	-	-	-	22.3	23.0
Bottom 3								
Motilal Oswal 5 Year G-Sec Fund of Fund	7.1	7.7	-	-	-	-	4.7	5.3
Motilal Oswal Liquid Fund	6.7	7.3	5.0	5.5	4.6	5.3	4.7	5.4
Motilal Oswal Ultra Short Term Fund	6.0	7.8	4.2	6.0	4.4	6.2	4.1	7.3

Note: Rakesh Shetty manages 32 schemes of Motilal Oswal Mutual Fund.

Source/Disclaimer : MOAMC . Past performance may or may not be sustained in the future. Performance is for Regular Plan Growth Option. Different plans have different expense structure. In case the number of schemes managed by a fund manager is more than six, performance data of top 3 and bottom 3 schemes managed by fund manager has been provided herein. Period for which scheme's performance has been provided is computed basis last day of the month-end preceding the date of advertisement. Different plans shall have a different expense structure. The performance details provided herein are of Regular plan.

Other Schemes Managed by Fund Manager (Data as on 28th March, 2024)

Name of Fund Manager: Santosh Singh

	1 Year		3 Years		5 Years		Since Inception	
	Scheme Return (%)	Benchmark Return (%)	Scheme Return (%)	Benchmark Return (%)	Scheme Return (%)	Benchmark Return (%)	Scheme Return (%)	Benchmark Return (%)
Motilal Oswal Balanced Advantage Fund	32.8	22.8	9.8	12.1	9.6	12.7	9.2	11.6
Motilal Oswal Multi Asset Fund	16.2	15.8	6.9	10.8	-	-	6.5	11.6

Note: Santosh Singh manages 3 schemes of Motilal Oswal Mutual Fund.

Source/Disclaimer : MOAMC . Past performance may or may not be sustained in the future. Performance is for Regular Plan Growth Option. Different plans have different expense structure. In case the number of schemes managed by a fund manager is more than six, performance data of top 3 and bottom 3 schemes managed by fund manager has been provided herein. Period for which scheme's performance has been provided is computed basis last day of the month-end preceding the date of advertisement. Different plans shall have a different expense structure. The performance details provided herein are of Regular plan.

Other Schemes Managed by Fund Manager (Data as on 28th March, 2024)

Name of Fund Manager: Ankush Sood

	1 Year		3 Years		5 Years		Since Inception	
	Scheme Return (%)	Benchmark Return (%)	Scheme Return (%)	Benchmark Return (%)	Scheme Return (%)	Benchmark Return (%)	Scheme Return (%)	Benchmark Return (%)
Top 3								
Motilal Oswal Midcap Fund	60.8	57.9	34.7	26.6	25.5	23.3	22.8	22.7
Motilal Oswal Flexi Cap Fund	54.8	40.7	15.2	19.3	13.1	17.2	17.2	15.7
Motilal Oswal Large and Midcap Fund	51.8	46.3	24.3	21.8	-	-	23.5	23.4
Bottom 3								
Motilal Oswal S&P 500 Index Fund	31.8	33.9	14.7	16.6	-	-	18.8	21.1
Motilal Oswal Nasdaq Q 50 ETF	18.9	20.0	-	-	-	-	-1.4	-0.7
Motilal Oswal Multi Asset Fund	16.2	15.8	6.9	10.8	-	-	6.5	11.6

Note: Ankush Sood manages 11 schemes of Motilal Oswal Mutual Fund.

Source/Disclaimer : MOAMC . Past performance may or may not be sustained in the future. Performance is for Regular Plan Growth Option. Different plans have different expense structure. In case the number of schemes managed by a fund manager is more than six, performance data of top 3 and bottom 3 schemes managed by fund manager has been provided herein. Period for which scheme's performance has been provided is computed basis last day of the month-end preceding the date of advertisement. Different plans shall have a different expense structure. The performance details provided herein are of Regular plan.

Name of the scheme	Scheme Riskometer	Benchmark Riskometer Nifty 500 TRI
Motilal Oswal Focused Fund (Formerly known as Motilal Oswal Focused 25 Fund) (An open ended equity scheme investing in maximum 30 stocks intending to focus on Large Cap Stocks.)		
This product is suitable for investors who are seeking*		
<ul style="list-style-type: none"> Return by investing upto 30 companies with long term sustainable competitive advantage and growth potential. Investment in Equity and equity related instruments subject to overall limit of 30 companies. 	Investors understand that their principal will be at Very High risk	Investors understand that their principal will be at Very High risk

*Investors should consult their financial advisers if in doubt about whether the product is suitable for them.

Name of the scheme	Scheme Riskometer	Benchmark Riskometer Nifty Large Midcap 250 TRI
Motilal Oswal Large and Midcap Fund (Large and Midcap Fund - An open ended equity scheme investing in both large cap and mid cap stocks)		
This product is suitable for investors who are seeking*		
<ul style="list-style-type: none"> Long-term capital growth Investment predominantly in equity and equity related instruments of large and midcap stocks 	Investors understand that their principal will be at Very High risk	Investors understand that their principal will be at Very High risk

*Investors should consult their financial advisers if in doubt about whether the product is suitable for them.

Name of the scheme	Scheme Riskometer	Benchmark Riskometer Nifty 5 yr Benchmark G-Sec Index
Motilal Oswal 5 Year G – Sec Fund of Fund (An open ended fund of funds scheme investing in units of Motilal Oswal Nifty 5 Year G-Sec ETF(A relatively high interest rate risk and relatively Low credit risk.))		
This product is suitable for investors who are seeking*		
<ul style="list-style-type: none"> Long term capital appreciation Return that corresponds generally to the performance of the Scheme, Motilal Oswal 5 Year G-Sec Fund of Fund through investment in units of Motilal Oswal Nifty 5 YR Benchmark G-Sec ETF. 	Investors understand that their principal will be at Moderate risk	Investors understand that their principal will be at Moderate risk

*Investors should consult their financial advisers if in doubt about whether the product is suitable for them.

Name of the scheme	Scheme Riskometer	Benchmark Riskometer CRISIL Hybrid 50 + 50 - Moderate Index
Motilal Oswal Balanced Advantage Fund (Formerly known as Motilal Oswal Dynamic Fund) (An open ended dynamic asset allocation fund)		
This product is suitable for investors who are seeking*	Investors understand that their principal will be at Very High risk	Investors understand that their principal will be at High risk
<ul style="list-style-type: none"> Long-term capital growth Investment in equity, derivatives and debt instruments 		

*Investors should consult their financial advisers if in doubt about whether the product is suitable for them.

Name of the scheme	Scheme Riskometer	Benchmark Riskometer NASDAQ 100 TRI
Motilal Oswal Nasdaq 100 ETF (An open ended scheme replicating/tracking NASDAQ-100 Index)		
This product is suitable for investors who are seeking*	Investors understand that their principal will be at Very High risk	Investors understand that their principal will be at Very High risk
<ul style="list-style-type: none"> Return that corresponds generally to the performance of the Nasdaq-100 Index, subject to tracking error Investment in equity securities of NASDAQ-100 Index 		

*Investors should consult their financial advisers if in doubt about whether the product is suitable for them.

Name of the scheme	Scheme Riskometer	Benchmark Riskometer NASDAQ 100 TRI
Motilal Oswal Nasdaq 100 Fund of Fund (An open ended fund of fund scheme investing in Motilal Oswal Nasdaq 100 ETF)		
This product is suitable for investors who are seeking*	Investors understand that their principal will be at Very High risk	Investors understand that their principal will be at Very High risk
<ul style="list-style-type: none"> Long term capital appreciation Return that corresponds generally to the performance of the Scheme, Motilal Oswal Nasdaq 100 ETF through investment in units of Motilal Oswal Nasdaq 100 ETF. 		

*Investors should consult their financial advisers if in doubt about whether the product is suitable for them.

Name of the scheme	Scheme Riskometer	Benchmark Riskometer CRISIL Hybrid 35 + 65 - Aggressive Index
Motilal Oswal Equity Hybrid Fund (An open ended hybrid scheme investing predominantly in equity and equity related instruments)		
This product is suitable for investors who are seeking*	Investors understand that their principal will be at Very High risk	Investors understand that their principal will be at Very High risk
<ul style="list-style-type: none"> Long term capital appreciation by generating equity linked returns Investment predominantly in equity and equity related instruments 		

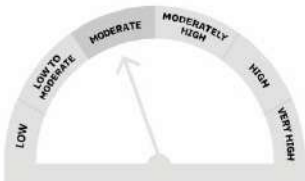
*Investors should consult their financial advisers if in doubt about whether the product is suitable for them.

Name of the scheme	Scheme Riskometer	35% Nifty 500 TRI + 50% CRISIL Short Term Bond Fund Index + 13% Domestic Price of Gold + 2% Domestic Price
Motilal Oswal Multi Asset Fund (An open ended scheme investing in Equity including Index Funds/Equity ETFs, Gold ETFs and Silver ETFs, International Equity ETF and Stocks, Debt & Money Market Instruments.)		
This product is suitable for investors who are seeking*	Investors understand that their principal will be at High risk	Investors understand that their principal will be at High risk
<ul style="list-style-type: none"> Long term capital appreciation by investing in a diversified portfolio. Investing in Equity including Index Funds/Equity ETFs, Gold ETFs and Silver ETFs, International Equity ETF and Stocks, Debt & Money Market Instruments. 		

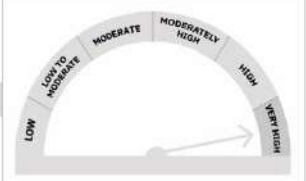
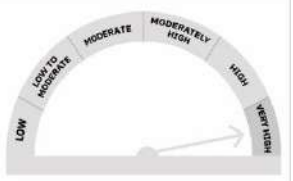
*Investors should consult their financial advisers if in doubt about whether the product is suitable for them.

Name of the scheme	Scheme Riskometer	Benchmark Riskometer NASDAQ Q-50 TRI
Motilal Oswal Nasdaq Q 50 ETF (An open ended scheme replicating/tracking NASDAQ Q-50 TRI)		
This product is suitable for investors who are seeking*		
<ul style="list-style-type: none"> Returns that corresponds generally to the performance of the NASDAQ Q-50 TRI, subject to tracking error. Long term capital growth. 	Investors understand that their principal will be at Very High risk	Investors understand that their principal will be at Very High risk

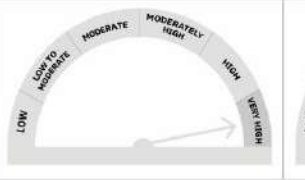
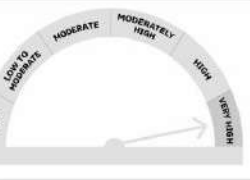
*Investors should consult their financial advisers if in doubt about whether the product is suitable for them.

Name of the scheme	Scheme Riskometer	Benchmark Riskometer CRISIL Ultra Short Duration Debt B-I Index
Motilal Oswal Ultra Short Term Fund (An open ended ultra-short term debt scheme investing in instruments such that the Macaulay duration of the portfolio is between 3 months and 6 months (A Relatively Low Interest Rate Risk and Moderate Credit Risk))		
This product is suitable for investors who are seeking*		
<ul style="list-style-type: none"> Optimal returns consistent with moderate levels of risk Investment in debt securities and money market securities with Macaulay duration of the portfolio between 3 months and 6 months. 	Investors understand that their principal will be at Low to Moderate risk	Investors understand that their principal will be at Moderate risk

*Investors should consult their financial advisers if in doubt about whether the product is suitable for them.

Name of the scheme	Scheme Riskometer	S&P BSE Enhanced Value Total Return Index
Motilal Oswal S&P BSE Enhanced Value Index Fund (An open ended fund replicating / tracking the S&P BSE Enhanced Value Total Return Index)		
This product is suitable for investors who are seeking*		
<ul style="list-style-type: none"> Return that corresponds to the performance of S&P BSE Enhanced Value Index subject to tracking error. Long term capital growth. 	Investors understand that their principal will be at Very High risk	

*Investors should consult their financial advisers if in doubt about whether the product is suitable for them.

Name of the scheme	Scheme Riskometer	S&P BSE Enhanced Value Total Return Index
Motilal Oswal S&P BSE Enhanced Value ETF (An open ended scheme replicating / tracking the S&P BSE Enhanced Value Total Return Index) BSE Scrip Code and NSE Symbol: (BSE:543576, NSE: MOVALUE)		
This product is suitable for investors who are seeking*		
<ul style="list-style-type: none"> Return that corresponds to the performance of S&P BSE Enhanced Value Total Return Index subject to tracking error. Long term capital growth. 	Investors understand that their principal will be at Very High risk	

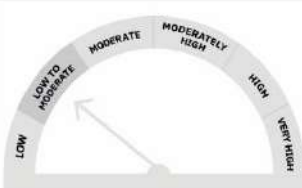
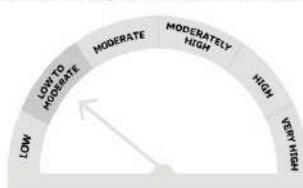
*Investors should consult their financial advisers if in doubt about whether the product is suitable for them.

Name of the scheme	Scheme Riskometer	Benchmark Riskometer Nifty Midcap 150 TRI
Motilal Oswal Midcap Fund (Formerly known as Motilal Oswal Midcap 30 Fund) (An open ended equity scheme predominantly investing in mid cap stocks)		
This product is suitable for investors who are seeking*		
<ul style="list-style-type: none"> Long-term capital growth Investment in equity and equity related instruments in quality mid-cap companies having long-term competitive advantages and potential for growth. 	Investors understand that their principal will be at Very High risk	Investors understand that their principal will be at Very High risk

*Investors should consult their financial advisers if in doubt about whether the product is suitable for them.

Name of the scheme	Scheme Riskometer	Benchmark Riskometer MSCI EAFE Top 100 Select Index
Motilal Oswal MSCI EAFE Top 100 Select Index Fund (An open ended scheme replicating/ tracking MSCI EAFE Top 100 Select Index)		
This product is suitable for investors who are seeking*		
<ul style="list-style-type: none"> Returns that corresponds to the performance of MSCI EAFE Top 100 Select Index, subject to tracking error. Long term capital growth. 	Investors understand that their principal will be at Very High risk	Investors understand that their principal will be at Very High risk

*Investors should consult their financial advisers if in doubt about whether the product is suitable for them.

Name of the scheme	Scheme Riskometer	Benchmark Riskometer CRISIL Liquid Debt A-I Index
Motilal Oswal Liquid Fund (An open ended liquid fund (A relatively low interest rate risk and relatively low credit risk))		
This product is suitable for investors who are seeking*		
<ul style="list-style-type: none"> Regular income over short term Investment in money market securities 	Investors understand that their principal will be at Low to Moderate risk	Investors understand that their principal will be at Low to Moderate risk

*Investors should consult their financial advisers if in doubt about whether the product is suitable for them.

Motilal Oswal 5 Year G-Sec Fund of Fund

Potential Risk Class Matrix			
Credit Risk of the scheme →	Relatively Low (Class A: CRV >=12)	Moderate (Class B : CRV >=10)	Relatively High (Class C: CRV <10)
Max Interest Rate Risk of the scheme ↓			
Relatively Low Class I: (MD <=1 year)			
Moderate Class II: (MD <=3 years)			
Relatively High Class III: Any Macaulay duration	A-III		

Motilal Oswal Liquid Fund

Potential Risk Class Matrix			
Credit Risk of the scheme →	Relatively Low (Class A: CRV >=12)	Moderate (Class B : CRV >=10)	Relatively High (Class C: CRV <10)
Max Interest Rate Risk of the scheme ↓			
Relatively Low Class I: (MD <=1 year)	A-I		
Moderate Class II: (MD <=3 years)			
Relatively High Class III: Any Macaulay duration			

Motilal Oswal Ultra Short Term Fund

Potential Risk Class Matrix			
Credit Risk of the scheme →	Relatively Low (Class A: CRV >=12)	Moderate (Class B : CRV >=10)	Relatively High (Class C: CRV <10)
Max Interest Rate Risk of the scheme ↓			
Relatively Low Class I: (MD <=1 year)		B-I	
Moderate Class II: (MD <=3 years)			
Relatively High Class III: Any Macaulay duration			

Source: Internal Analysis; The stocks mentioned herein are for general and comparison purpose only and not a complete disclosure of every material fact. The performance of the above stocks may or may not be sustained in future. It should not be construed as investment advice to any party. The stock prices are adjusted for corporate action.

Disclaimers and Risk Factors: The performance of schemes of Motilal Oswal Mutual Fund is Benchmarked to the Total Return variant of respective Index chosen as Benchmark as against Price Return variant of respective Benchmark Index. In case, the start/end date of the concerned period is non business date (NBD), the NAV of the previous date is considered for computation of returns. The NAV per unit shown in the table is as on the start date of the said period. Past performance may or may not be sustained in the future. Performance is for Regular Plan Growth Option. Different plans have different expense structure. This scheme is currently managed by Mr. Santosh Singh He has been managing this fund since 01-Aug-2023; Mr. Rakesh Shetty is the fund manager for debt component with effect 22-Nov-2022 and Mr. Ankush Sood is the fund manager for Foreign Securities with effect 11-Nov-2022. Kindly refer to the website www.motilaloswalmf.com to see the performance of the funds managed by the same Fund Manager

Mutual Fund Investments are subject to market risks, read all scheme related documents carefully