

Motilal Oswal Midcap Fund

(Formerly known as Motilal Oswal Midcap 30 Fund)

(An open ended equity scheme predominantly investing in mid cap stocks)

November 2023 (Data as on 31st October 2023. Inception date - 24th Feb 2014)



INVESTMENT APPROACH

Scheme Name: Motilal Oswal Midcap Fund

Investment Objective:

The investment objective of the Scheme is to achieve long term capital appreciation by investing in quality mid-cap companies having long-term competitive advantages and potential for growth. However, there can be no assurance or guarantee that the investment objective of the Scheme would be achieved.

Benchmark: Nifty Midcap 150 TRI

Scheme Details:

| | |
|---------------------------------------|---------|
| NAV Regular Plan Growth Option (Rs.) | 61.9895 |
| NAV Regular Plan IDCW Option (Rs.) | 32.3441 |
| NAV Direct Plan Growth Option (Rs.) | 69.7550 |
| NAV Direct Plan IDCW Option (Rs.) | 34.8669 |
| Monthly AAUM (in Rs Crs.) | 6029.82 |
| Latest AUM (31-Oct-2023) (in Rs Crs.) | 6059.92 |



KEY FEATURES & PORTFOLIO ATTRIBUTES

Focused portfolio of around 34 companies

9+ year performance track record of 20.7% CAGR since inception as of 31st October, 2023

Portfolio is actively realigned in last few months to changing business environments

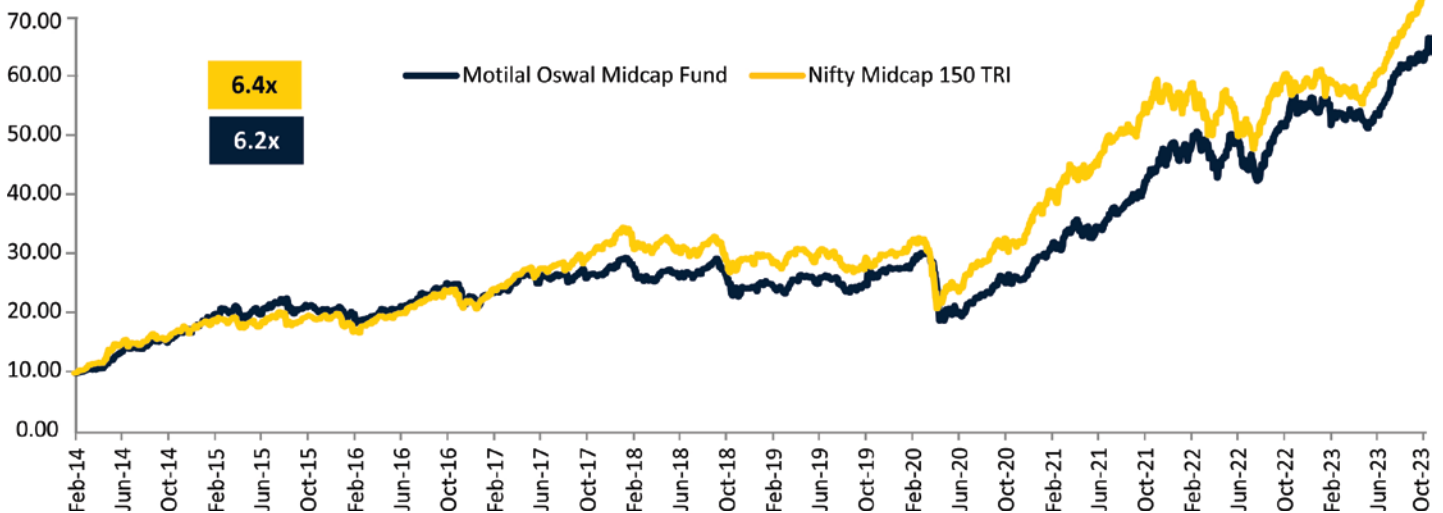


PORTFOLIO ACTIONS IN LAST 3 MONTHS

| | |
|--------------------------|---|
| Companies Added: | AU SMALL FINANCE BANK Ltd., Escorts Ltd, Jupiter Life Line Hospitals Ltd, Polycab India Ltd., Reliance Strategic Investments Ltd, SBFC Finance Ltd. |
| Companies Exited: | Bharat Dynamics Ltd., Kaynes Technology India Ltd., Campus Activewear Ltd., Globus Spirits Ltd, IDFC First Bank Ltd. Max Financial Services Ltd., Netweb Technologies India Ltd Piramal Enterprises Ltd, Tanla Platforms Ltd. |



Performance Since Inception

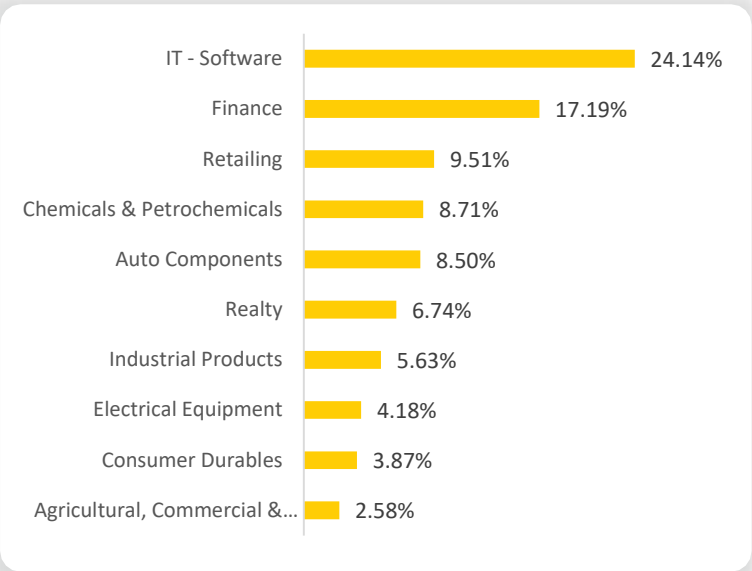


| Returns in % | 1 Year | | 3 Year | | 5 Year | | Since Inception | |
|---------------------------|----------|------------|----------|------------|----------|------------|-----------------|------------|
| | CAGR (%) | Rs. 10,000 | CAGR (%) | Rs. 10,000 | CAGR (%) | Rs. 10,000 | CAGR (%) | Rs. 10,000 |
| Motilal Oswal Midcap Fund | 18.4 | 11,839 | 35.0 | 24,620 | 21.6 | 26,569 | 20.7 | 61,990 |
| Nifty Midcap 150 TRI | 23.5 | 12,345 | 32.0 | 22,993 | 20.2 | 25,121 | 21.2 | 64,468 |
| Nifty 50 TRI | 7.0 | 10,701 | 19.3 | 16,976 | 14.3 | 19,487 | 13.7 | 34,762 |

Source: Internal Analysis. The above is used to explain the concept and is for illustration purpose only and should not used for development or implementation of an investment strategy. Past performance may or may not be sustained in future.

PORTFOLIO & SECTORAL ALLOCATION

| Top 10 Holdings | (%) of Holding |
|--|----------------|
| Persistent Systems Ltd | 10.2% |
| Jio Financial Services Ltd | 9.0% |
| Zomato Ltd | 8.2% |
| Cholamandalam Investment and Finance Company Ltd | 8.1% |
| Coforge Ltd | 6.5% |
| KPIT Technologies Ltd | 6.0% |
| Deepak Nitrite Ltd | 6.0% |
| Balkrishna Industries Ltd | 5.9% |
| Prestige Estates Projects Ltd | 5.2% |
| CG Power and Industrial Solutions Ltd | 4.2% |



Industry classification as recommended by AMFI

STRATEGY CONTRIBUTORS (1 YEAR TRAILING)

| Top 5 | Contribution |
|--|--------------|
| Zomato Ltd | 5.0% |
| CG Power & Industrial Solutions Ltd. | 4.0% |
| KPIT Technologies Ltd. | 3.1% |
| Persistent Systems Ltd | 2.7% |
| Cholamandalam Investment & Finance Co. Ltd | 2.1% |

| Bottom 5 | Contribution |
|------------------------------------|--------------|
| Campus Activewear Ltd | -4.1% |
| Ambuja Cements Ltd | -1.2% |
| Gujarat Gas Ltd. | -0.8% |
| Bharat Dynamics Ltd. | -0.6% |
| Aditya Birla Fashion & Retail Ltd. | -0.5% |

Source: Value FY and Internal Analysis
Disclaimer: The Stocks mentioned above are used to explain the concept and is for illustration purpose only and should not be used for development or implementation of any investment strategy. It should not be construed as investment advice to any party. The stocks may or may not be part of our portfolio/strategy/ schemes. Past performance may or may not be sustained in future

MARKET CAPITALIZATION

| Market Cap | Weightage (%) |
|------------|---------------|
| Large Cap | 29% |
| Mid Cap | 69% |
| Small Cap | 2% |

Source: Market Categorization as recommended by AMFI

Risk Ratios

| 3 Year Data | Strategy |
|--------------------------|----------|
| Standard Deviation | 14.4% |
| Sharpe Ratio# | 2.0 |
| Portfolio Turnover Ratio | 1.5 |
| Beta | 0.8 |

#Risk free returns based on last overnight MIBOR cut-off of 6.84%.
Data as on 31st October, 2023

Fund Manager

For Equity Component

Mr. Niket Shah

He has been appointed as a Fund Manager with effect from July 01, 2020

He has overall 15 years of experience

For Debt Component

Mr. Rakesh Shetty

Managing this fund since 22-Nov-2022

He has a rich experience of more than 14 years

For Foreign Securities

Mr. Ankush Sood

He has been appointed as the Fund Manager for the Overseas Securities w.e.f. Nov 11, 2022.

Other Schemes Managed by Fund Manager

Name of Fund Manager: Rakesh Shetty

| | 1 Year | | 3 Years | | 5 Years | | Since Inception | |
|---|------------|------------|------------|------------|------------|------------|-----------------|------------|
| | Scheme | Benchmark | Scheme | Benchmark | Scheme | Benchmark | Scheme | Benchmark |
| | Return (%) | Return (%) | Return (%) | Return (%) | Return (%) | Return (%) | Return (%) | Return (%) |
| Top 3 | | | | | | | | |
| Motilal Oswal S&P BSE Enhanced Value ETF | 42.1 | 42.9 | - | - | - | - | 43.3 | 44.1 |
| Motilal Oswal S&P BSE Enhanced Value Index Fund | 40.2 | 42.9 | - | - | - | - | 41.5 | 44.1 |
| Motilal Oswal NASDAQ 100 Fund of Fund | 25.0 | 27.2 | 11.4 | 13.3 | - | - | 19.9 | 21.1 |
| Bottom 3 | | | | | | | | |
| Motilal Oswal Focused Fund | 5.8 | 9.9 | 14.2 | 21.8 | 13.2 | 15.2 | 13.0 | 14.3 |
| Motilal Oswal Ultra Short Term Fund | 5.7 | 7.7 | 3.8 | 5.5 | 2.8 | 6.3 | 4.0 | 7.3 |
| Motilal Oswal Nasdaq Q 50 ETF | -4.6 | -4.1 | - | - | - | - | -14.3 | -13.8 |

Note: Rakesh Shetty manages 30 schemes of Motilal Oswal Mutual Fund.

Source/Disclaimer : MOAMC . Past performance may or may not be sustained in the future. Performance is for Regular Plan Growth Option. Different plans have different expense structure. In case the number of schemes managed by a fund manager is more than six, performance data of top 3 and bottom 3 schemes managed by fund manager has been provided herein. Period for which scheme’s performance has been provided is computed basis last day of the month-end preceding the date of advertisement. Different plans shall have a different expense structure. The performance details provided herein are of Regular plan.

Other Schemes Managed by Fund Manager

Name of Fund Manager: Niket Shah

| | 1 Year | | 3 Years | | 5 Years | | Since Inception | |
|-------------------------------------|------------|------------|------------|------------|------------|------------|-----------------|------------|
| | Scheme | Benchmark | Scheme | Benchmark | Scheme | Benchmark | Scheme | Benchmark |
| | Return (%) | Return (%) | Return (%) | Return (%) | Return (%) | Return (%) | Return (%) | Return (%) |
| Motilal Oswal Large and Midcap Fund | 21.8 | 14.3 | 27.2 | 25.3 | - | - | 19.5 | 20.1 |
| Motilal Oswal ELSS Tax Saver Fund | 17.5 | 9.9 | 23.9 | 21.8 | 15.3 | 15.2 | 14.2 | 11.6 |
| Motilal Oswal Flexi Cap Fund | 11.9 | 9.9 | 14.8 | 21.8 | 10.8 | 15.2 | 15.3 | 14.1 |

Note: Niket Shah manages 4 schemes of Motilal Oswal Mutual Fund.

Source/Disclaimer : MOAMC . Past performance may or may not be sustained in the future. Performance is for Regular Plan Growth Option. Different plans have different expense structure. In case the number of schemes managed by a fund manager is more than six, performance data of top 3 and bottom 3 schemes managed by fund manager has been provided herein. Period for which scheme’s performance has been provided is computed basis last day of the month-end preceding the date of advertisement. Different plans shall have a different expense structure. The performance details provided herein are of Regular plan.

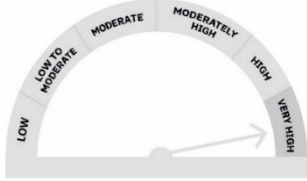
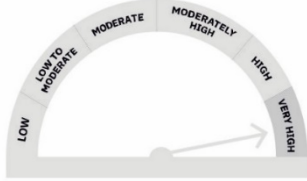
Other Schemes Managed by Fund Manager

Name of Fund Manager: Ankush Sood

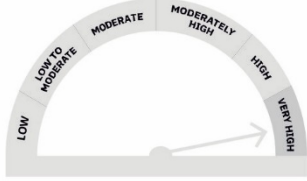
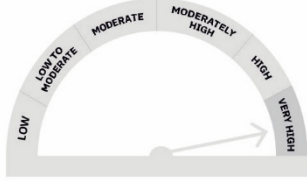
| | 1 Year | | 3 Years | | 5 Years | | Since Inception | |
|---------------------------------------|-------------------|----------------------|-------------------|----------------------|-------------------|----------------------|-------------------|----------------------|
| | Scheme Return (%) | Benchmark Return (%) | Scheme Return (%) | Benchmark Return (%) | Scheme Return (%) | Benchmark Return (%) | Scheme Return (%) | Benchmark Return (%) |
| Top 3 | | | | | | | | |
| Motilal Oswal Nasdaq 100 ETF | 26.0 | 27.2 | 12.3 | 13.3 | 19.1 | 20.1 | 21.3 | 22.8 |
| Motilal Oswal Large and Midcap Fund | 21.8 | 14.3 | 27.2 | 25.3 | - | - | 19.5 | 20.1 |
| Motilal Oswal Balanced Advantage Fund | 19.0 | 7.8 | 10.9 | 12.5 | 9.8 | 11.8 | 9.0 | 10.5 |
| Bottom 3 | | | | | | | | |
| Motilal Oswal S&P 500 Index Fund | 8.3 | 9.9 | 12.0 | 14.0 | - | - | 13.7 | 15.9 |
| Motilal Oswal Focused Fund | 5.8 | 9.9 | 14.2 | 21.8 | 13.2 | 15.2 | 13.0 | 14.3 |
| Motilal Oswal Nasdaq Q 50 ETF | -4.6 | -4.1 | - | - | - | - | -14.3 | -13.8 |

Note: Ankush Sood manages 10 schemes of Motilal Oswal Mutual Fund.

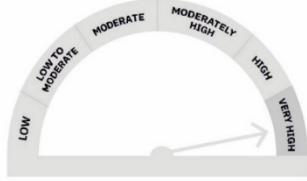
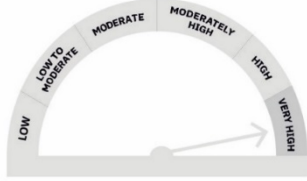
Source/Disclaimer : MOAMC . Past performance may or may not be sustained in the future. Performance is for Regular Plan Growth Option. Different plans have different expense structure. In case the number of schemes managed by a fund manager is more than six, performance data of top 3 and bottom 3 schemes managed by fund manager has been provided herein. Period for which scheme's performance has been provided is computed basis last day of the month-end preceding the date of advertisement. Different plans shall have a different expense structure. The performance details provided herein are of Regular plan.

| Name of the scheme | Scheme Riskometer | Benchmark Riskometer Nifty Midcap 150 TRI |
|---|--|---|
| Motilal Oswal Midcap Fund <i>(Formerly known as Motilal Oswal Midcap 30 Fund)</i> (An open ended equity scheme predominantly investing in mid cap stocks) |  |  |
| This product is suitable for investors who are seeking* <ul style="list-style-type: none"> Long-term capital growth Investment in equity and equity related instruments in quality mid-cap companies having long-term competitive advantages and potential for growth. | Investors understand that their principal will be at Very High risk | Investors understand that their principal will be at Very High risk |



*Investors should consult their financial advisers if in doubt about whether the product is suitable for them.

| Name of the scheme | Scheme Riskometer | Benchmark Riskometer Nifty Large Midcap 250 TRI |
|---|--|---|
| Motilal Oswal Large and Midcap Fund (Large and Midcap Fund - An open ended equity scheme investing in both large cap and mid cap stocks) |  |  |
| This product is suitable for investors who are seeking* <ul style="list-style-type: none"> Long-term capital growth Investment predominantly in equity and equity related instruments of large and midcap stocks | Investors understand that their principal will be at Very High risk | Investors understand that their principal will be at Very High risk |

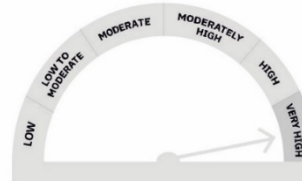

*Investors should consult their financial advisers if in doubt about whether the product is suitable for them.

| Name of the scheme | Scheme Riskometer | Benchmark Riskometer Nifty 500 TRI |
|---|--|---|
| Motilal Oswal Flexi Cap Fund - (An open ended dynamic equity scheme investing across large cap, mid cap, small cap stocks) |  |  |
| This product is suitable for investors who are seeking* <ul style="list-style-type: none"> Long-term capital growth Investment in equity and equity related instruments across sectors and market-capitalization levels. | Investors understand that their principal will be at Very High risk | Investors understand that their principal will be at Very High risk |

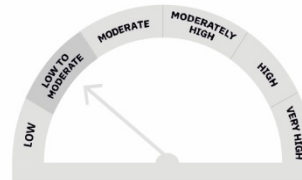
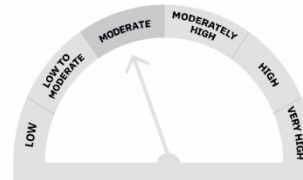
*Investors should consult their financial advisers if in doubt about whether the product is suitable for them.

| Name of the scheme | Scheme Riskometer | Benchmark Riskometer Nifty 500 TRI |
|---|--|---|
| Motilal Oswal Focused Fund (Formerly known as Motilal Oswal Focused 25 Fund) (An open ended equity scheme investing in maximum 30 stocks intending to focus on Large Cap.) |  |  |
| This product is suitable for investors who are seeking* | Investors understand that their principal will be at Very High risk | Investors understand that their principal will be at Very High risk |
| <ul style="list-style-type: none"> Return by investing upto 30 companies with long term sustainable competitive advantage and growth potential. Investment in Equity and equity related instruments subject to overall limit of 30 companies. | | |

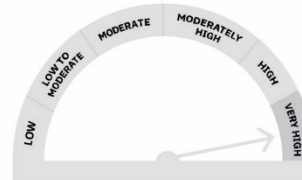
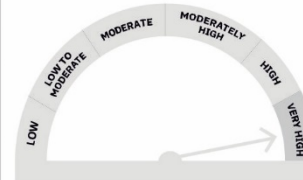
*Investors should consult their financial advisers if in doubt about whether the product is suitable for them.

| Name of the scheme | Scheme Riskometer | Benchmark Riskometer NASDAQ 100 TRI |
|--|--|---|
| Motilal Oswal Nasdaq 100 ETF (An open ended scheme replicating/tracking NASDAQ-100 Index) |  |  |
| This product is suitable for investors who are seeking* | Investors understand that their principal will be at Very High risk | Investors understand that their principal will be at Very High risk |
| <ul style="list-style-type: none"> Return that corresponds generally to the performance of the Nasdaq-100 Index, subject to tracking error Investment in equity securities of NASDAQ-100 Index | | |

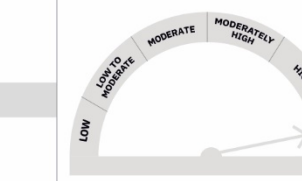
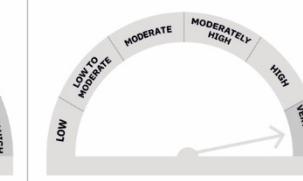
*Investors should consult their financial advisers if in doubt about whether the product is suitable for them.

| Name of the scheme | Scheme Riskometer | Benchmark Riskometer CRISIL Ultra Short Duration Debt B-I Index |
|--|---|--|
| Motilal Oswal Ultra Short Term Fund (An open ended ultra-short term debt scheme investing in instruments such that the Macaulay duration of the portfolio is between 3 months and 6 months (A Relatively Low Interest Rate Risk and Moderate Credit Risk)) |  |  |
| This product is suitable for investors who are seeking* | Investors understand that their principal will be at Low to Moderate risk | Investors understand that their principal will be at Moderate risk |
| <ul style="list-style-type: none"> Optimal returns consistent with moderate levels of risk Investment in debt securities and money market securities with Macaulay duration of the portfolio between 3 months and 6 months. | | |

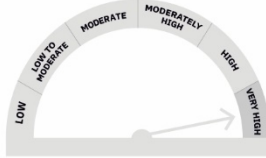
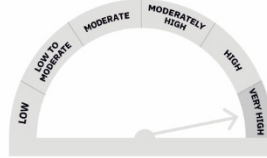
*Investors should consult their financial advisers if in doubt about whether the product is suitable for them.

| Name of the scheme | Scheme Riskometer | Benchmark Riskometer NASDAQ Q-50 TRI |
|---|--|---|
| Motilal Oswal Nasdaq Q 50 ETF (An open ended scheme replicating/tracking NASDAQ Q-50 TRI) |  |  |
| This product is suitable for investors who are seeking* | Investors understand that their principal will be at Very High risk | Investors understand that their principal will be at Very High risk |
| <ul style="list-style-type: none"> Returns that corresponds generally to the performance of the NASDAQ Q-50 TRI, subject to tracking error. Long term capital growth. | | |



*Investors should consult their financial advisers if in doubt about whether the product is suitable for them.

| Name of the scheme | Scheme Riskometer | S&P BSE Enhanced Value Total Return Index |
|--|--|---|
| Motilal Oswal S&P BSE Enhanced Value Index Fund (An open ended fund replicating / tracking the S&P BSE Enhanced Value Total Return Index) |  |  |
| This product is suitable for investors who are seeking* | Investors understand that their principal will be at Very High risk | |
| <ul style="list-style-type: none"> Return that corresponds to the performance of S&P BSE Enhanced Value Index subject to tracking error. Long term capital growth. | | |

*Investors should consult their financial advisers if in doubt about whether the product is suitable for them.

| Name of the scheme | Scheme Riskometer | S&P BSE Enhanced Value Total Return Index |
|---|--|---|
| Motilal Oswal S&P BSE Enhanced Value ETF (An open ended scheme replicating / tracking the S&P BSE Enhanced Value Total Return Index) BSE Scrip Code and NSE Symbol: (BSE:543576, NSE: MOVALUE) |  |  |
| This product is suitable for investors who are seeking* | Investors understand that their principal will be at Very High risk | |
| <ul style="list-style-type: none"> Return that corresponds to the performance of S&P BSE Enhanced Value Total Return Index subject to tracking error. Long term capital growth. | | |

*Investors should consult their financial advisers if in doubt about whether the product is suitable for them.

| Name of the scheme | Scheme Riskometer | Benchmark Riskometer NASDAQ 100 TRI |
|---|--|---|
| Motilal Oswal Nasdaq 100 Fund of Fund (An open ended fund of fund scheme investing in Motilal Oswal Nasdaq 100 ETF) |  |  |
| This product is suitable for investors who are seeking* | Investors understand that their principal will be at Very High risk | |
| <ul style="list-style-type: none"> Long term capital appreciation Return that corresponds generally to the performance of the Scheme, Motilal Oswal Nasdaq 100 ETF through investment in units of Motilal Oswal Nasdaq 100 ETF. | Investors understand that their principal will be at Very High risk | |

*Investors should consult their financial advisers if in doubt about whether the product is suitable for them.

| Name of the scheme | Scheme Riskometer | Benchmark Riskometer Nifty 500 TRI |
|---|---|--|
| Motilal Oswal ELSS Tax Saver Fund (Formerly known as Long Term Equity Fund) (An open ended equity linked saving scheme with a statutory lock in of 3 years and tax benefit) |  |  |
| This product is suitable for investors who are seeking* | Investors understand that their principal will be at Very High risk | |
| <ul style="list-style-type: none"> Long-term capital growth Investment predominantly in equity and equity related instruments | Investors understand that their principal will be at Very High risk | |

*Investors should consult their financial advisers if in doubt about whether the product is suitable for them.

| Name of the scheme | Scheme Riskometer | Benchmark Riskometer CRISIL Hybrid 50 + 50 - Moderate Index |
|--|--|---|
| Motilal Oswal Balanced Advantage Fund (Formerly known as Motilal Oswal Dynamic Fund) (An open ended dynamic asset allocation fund) |  |  |
| This product is suitable for investors who are seeking* | Investors understand that their principal will be at Very High risk | |
| <ul style="list-style-type: none"> Long-term capital growth Investment in equity, derivatives and debt instruments | Investors understand that their principal will be at High risk | |

*Investors should consult their financial advisers if in doubt about whether the product is suitable for them.

| Name of the scheme | Scheme Riskometer | Benchmark Riskometer S&P 500 TRI |
|---|--|---|
| Motilal Oswal S&P 500 Index Fund (An open ended scheme replicating / tracking S&P 500 Index) |  |  |
| This product is suitable for investors who are seeking* | Investors understand that their principal will be at Very High risk | |
| <ul style="list-style-type: none"> Return that corresponds to the performance of S&P 500 Index subject to tracking error Investment in equity securities of S&P 500 Index | Investors understand that their principal will be at Very High risk | |

*Investors should consult their financial advisers if in doubt about whether the product is suitable for them.

Motilal Oswal Ultra Short Term Fund

| Potential Risk Class Matrix | | | |
|--|---------------------------------------|----------------------------------|---------------------------------------|
| Credit Risk of the scheme→ | Relatively Low (Class A: CRV >=12) | Moderate (Class B : CRV >=10) | Relatively High (Class C: CRV <10) |
| Max Interest Rate Risk of the scheme↓ | | | |
| Relatively Low Class I: (MD<=1 year) | | B-I | |
| Moderate Class II: (MD<=3 years) | | | |
| Relatively High Class III: Any Macaulay duration | | | |

Disclaimers and Risk Factors: The performance of schemes of Motilal Oswal Mutual Fund is Benchmarked to the Total Return variant of respective Index chosen as Benchmark as against Price Return variant of respective Benchmark Index. In case, the start/end date of the concerned period is non business date (NBD), the NAV of the previous date is considered for computation of returns. The NAV per unit shown in the table is as on the start date of the said period. Past performance may or may not be sustained in the future. Performance is for Regular Plan Growth Option. Different plans have different expense structure. Mr. Niket Shah has been appointed as the Fund Manager for equity component with effect from 1-July-2020 ; Mr. Rakesh Shetty is the fund manager for debt component with effect 22-Nov-2022 and Mr. Ankush Sood is the fund manager for Foreign Securities with effect 11-Nov-2022. Mutual Fund Investments are subject to market risks, read all scheme related documents carefully. Kindly refer to the website www.motilaloswalmf.com to see the performance of the funds managed by the same Fund Manager

Source: Internal Analysis; The stocks mentioned herein are for general and comparison purpose only and not a complete disclosure of every material fact. The performance of the above stocks may or may not be sustained in future. It should not be construed as investment advice to any party. The stock prices are adjusted for corporate action.

Mutual Fund Investments are subject to market risks, read all scheme related documents carefully