

Motilal Oswal Multi Asset Fund

(An open ended scheme investing in Equity, International Equity Index Funds/ Equity ETFs, Debt and Money Market Instruments and Gold Exchange Traded Funds.)



**BUY RIGHT
SIT TIGHT**

September 2022 (Data as on 31st August 2022. Inception date - 4th August 2020)



INVESTMENT APPROACH

Scheme Name: Motilal Oswal Multi Asset Fund

Investment Objective:

An open ended scheme investing in Equity, International Equity Index Funds/ Equity ETFs, Debt and Money Market Instruments and Gold Exchange Traded Funds. However, there can be no assurance or guarantee that the investment objective of the Scheme would be achieved.

Benchmark: 15% Nifty 50 TRI + 65 % Crisil Short Term Gilt Index + 10% Domestic Price of Gold + 10% S&P 500 Index (TRI)

Scheme Details:

Regular Growth Plan	10.7200
Direct Growth Plan	11.0388
Monthly AAUM	168.59
Latest AUM (31-August-2022) (in Rs Crs.)	160.46



KEY FEATURES & PORTFOLIO ATTRIBUTES

All weather fund investing in 4 asset classes namely, domestic equity, international equity, gold and debt.

Dynamically rebalances between equity and debt based on MOVI (Motilal Oswal Value Index)

Domestic equity: Large cap oriented portfolio with QGLP; Fixed Income: Pristine Quality papers; International Equity: S&P 500; Gold: Gold ETF

Low correlation among asset classes aids in balancing risk

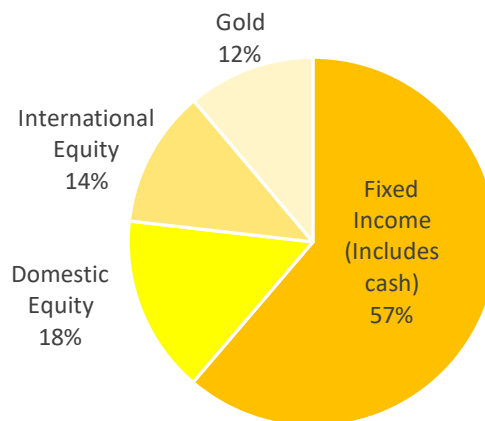


PORTFOLIO ACTIONS IN LAST 3 MONTH

Companies Added:	-
Companies Exited:	-

ASSET ALLOCATION

Asset Allocation	Weightage (%)
Equity	17.9
Bonds & NCDs	15.3
Exchange Traded Funds	11.9
Money Market Instruments (CD,CBLO & Treasury Bill)	41.6
Mutual Fund Units	13.6
Cash & Cash Equivalents	-0.3
Total	100.0



Industry classification as recommended by AMFI

MARKET CAPITALIZATION

Market Cap	Weightage (%)
Large Cap	72%
Mid Cap	3%
Small Cap	25%

Source: Market Categorization as recommended by AMFI

RATING

Rating	Weightage (%)
SOV	24.6
CBLO/REPO/TREPS	16.9
AAA	12.2
AA+	3.1
Cash & Equivalents	-0.3

Mutual Fund Investments are subject to market risks, read all scheme related documents carefully

**THINK EQUITY
THINK MOTILAL OSWAL**



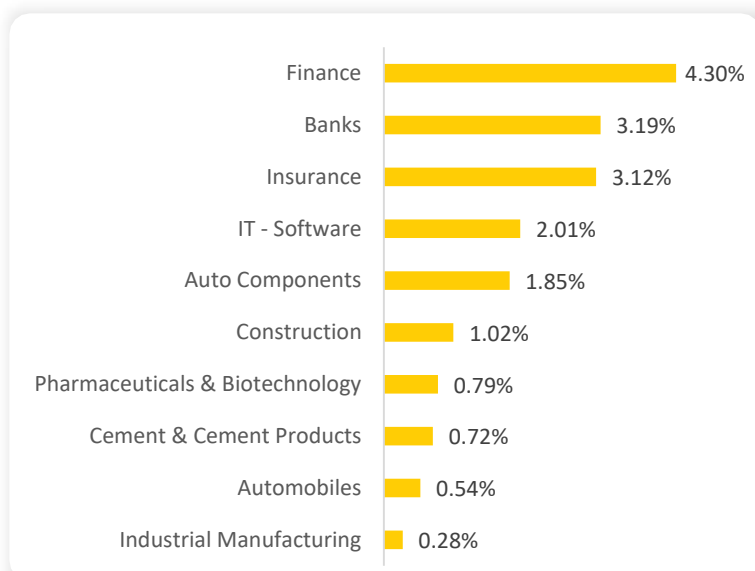
**BUY RIGHT
SIT TIGHT**

September 2022 (Data as on 31st August 2022. Inception date - 4th August 2020)

Returns in %	1 Year		Since Inception	
	CAGR (%)	Rs. 10,000	CAGR (%)	Rs. 10,000
Motilal Oswal Multi Asset Fund	-0.2	9,982	3.4	10,720
Customised Benchmark	3.2	10,320	7.7	11,657
Nifty 50 TRI	5.2	10,514	27.2	16,449

Source: Internal Analysis. The above is used to explain the concept and is for illustration purpose only and should not be used for development or implementation of an investment strategy. Past performance may or may not be sustained in future.

SECTORAL ALLOCATION



Industry classification as recommended by AMFI

Fund Manager

For Equity Component

Mr. Santosh Singh

Managing this fund w.e.f. Jan 01, 2022

He has overall 16 years of experience.

For Debt & Gold Component

Mr. Abhiroop Mukherjee

Managing this fund since inception. He has

overall 11 years of experience.

For International Equity

Mr. Ankush Sood

He has been appointed as the Fund Manager

for Foreign securities w.e.f. August 25, 2021.

Mutual Fund Investments are subject to market risks, read all scheme related documents carefully

PORTFOLIO & SECTORAL ALLOCATION

Top 10 Holdings	(%) of Holding
Religare Enterprises Ltd	2.9
SBI Life Insurance Company Ltd	1.7
Samvardhana Motherson International Ltd	1.6
ICICI Lombard General Insurance Company Ltd	1.5
SBI Cards and Payment Services Ltd	1.4
ICICI Bank Ltd	1.2
Fino Payments Bank Ltd	1.2
Infosys Ltd	1.1
Tata Consultancy Services Ltd	0.9
State Bank of India	0.8

DEBT ALLOCATION

Bonds/NCDs	Weightage %
REC Ltd	6.2
HDB Financial Services Ltd	6.1
Shriram Transport Finance Company Ltd	3.1

International Equity Allocation

Mutual Fund Units	Weightage %
Motilal Oswal S&P 500 Index Fund Direct Plan Growth	13.6

Gold Allocation

ETFs	Weightage %
ICICI Prudential Gold ETF	11.9

Other Schemes Managed by Fund Manager

Name of Fund Manager: Ankush Sood

	1 Year		3 Years		5 Years		Since Inception	
	Scheme Return (%)	Benchmark Return (%)	Scheme Return (%)	Benchmark Return (%)	Scheme Return (%)	Benchmark Return (%)	Scheme Return (%)	Benchmark Return (%)
Motilal Oswal S&P 500 Index Fund	-3.2	-1.6	-	-	-	-	16.7	19.3
Motilal Oswal Flexi Cap Fund	-5.4	6.7	10.3	20.8	5.2	13.3	15.7	14.9
Motilal Oswal Nasdaq 100 ETF	-12.7	-12.1	21.8	22.8	21.1	22.5	21.7	23.3

Note: Ankush Sood manages 6 schemes of Motilal Oswal Mutual Fund.

Source/Disclaimer : MOAMC . Past performance may or may not be sustained in the future. Performance is for Regular Plan Growth Option. Different plans have different expense structure. In case the number of schemes managed by a fund manager is more than six, performance data of top 3 and bottom 3 schemes managed by fund manager has been provided herein. Period for which scheme's performance has been provided is computed basis last day of the month-end preceding the date of advertisement. Different plans shall have a different expense structure. The performance details provided herein are of Regular plan.

Other Schemes Managed by Fund Manager

Name of Fund Manager: Abhiroop Mukherjee

	1 Year		3 Years		5 Years		Since Inception	
	Scheme Return (%)	Benchmark Return (%)	Scheme Return (%)	Benchmark Return (%)	Scheme Return (%)	Benchmark Return (%)	Scheme Return (%)	Benchmark Return (%)
Top 3								
Motilal Oswal Midcap Fund	25.6	11.8	27.6	28.7	14.4	14.9	20.6	21.4
Motilal Oswal Liquid Fund	3.5	4.1	3.5	4.2	-	-	3.9	4.7
Motilal Oswal Asset Allocation Passive Fund of Fund - Aggressive	3.4	4.8	-	-	-	-	10.3	12.1
Bottom 3								
Motilal Oswal S&P 500 Index Fund	-3.2	-1.6	-	-	-	-	16.7	19.3
Motilal Oswal Flexi Cap Fund	-5.4	6.7	10.3	20.8	5.2	13.3	15.7	14.9
Motilal Oswal NASDAQ 100 Fund of Fund	-16.2	-13.6	19.7	22.1	-	-	20.5	21.5

Note: Abhiroop Mukherjee manages 28 schemes of Motilal Oswal Mutual Fund.

Source/Disclaimer : MOAMC . Past performance may or may not be sustained in the future. Performance is for Regular Plan Growth Option. Different plans have different expense structure. In case the number of schemes managed by a fund manager is more than six, performance data of top 3 and bottom 3 schemes managed by fund manager has been provided herein. Period for which scheme's performance has been provided is computed basis last day of the month-end preceding the date of advertisement. Different plans shall have a different expense structure. The performance details provided herein are of Regular plan.

Other Scheme Managed by Fund Manager

Name of Fund Manager: Santosh Singh

	1 Year		3 Years		5 Years		Since Inception	
	Scheme Return (%)	Benchmark Return (%)	Scheme Return (%)	Benchmark Return (%)	Scheme Return (%)	Benchmark Return (%)	Scheme Return (%)	Benchmark Return (%)
Motilal Oswal Dynamic Fund	-0.2	4.9	8.1	14.1	5.7	10.8	7.7	11.2

Note: Santosh Singh manages 2 schemes of Motilal Oswal Mutual Fund.

Source/Disclaimer : MOAMC . Past performance may or may not be sustained in the future. Performance is for Regular Plan Growth Option. Different plans have different expense structure. In case the number of schemes managed by a fund manager is more than six, performance data of top 3 and bottom 3 schemes managed by fund manager has been provided herein. Period for which scheme's performance has been provided is computed basis last day of the month-end preceding the date of advertisement. Different plans shall have a different expense structure. The performance details provided herein are of Regular plan.

Name of the scheme

Motilal Oswal Multi Asset Fund (An open ended scheme investing in Equity, International Equity Index Funds/Equity ETFs, Debt and Money Market Instruments and Gold Exchange Traded Funds)

This product is suitable for investors who are seeking*

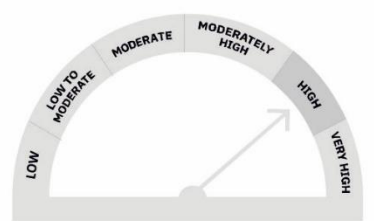
- Long term capital appreciation by investing in a diversified portfolio.
- Investing in Equity, International Equity Index Funds/ Equity ETFs, Debt and Money Market Instruments and Gold Exchange Traded Funds

Scheme Riskometer



Investors understand that their principal will be at Moderate High risk

15% Nifty 50 TRI + 65 % Crisil Short Term Gilt Index + 10% Domestic Price of Gold + 10% S&P 500 Index (TRI)



Investors understand that their principal will be at High risk

*Investors should consult their financial advisers if in doubt about whether the product is suitable for them.

Source: Internal Analysis; The stocks mentioned herein are for general and comparison purpose only and not a complete disclosure of every material fact. further, the above is used to explain the concept and is for illustration purpose only and should not used for development or implementation of an investment strategy. Past performance may or may not be sustained in future.

Disclaimers and Risk Factors: The performance of schemes of Motilal Oswal Mutual Fund is Benchmarked to the Total Return variant of respective Index chosen as Benchmark as against Price Return variant of respective Benchmark Index. Incase, the start/end date of the concerned period is non business date (NBD), the NAV of the previous date is considered for computation of returns. The NAV per unit shown in the table is as on the start date of the said period. Past performance may or may not be sustained in the future. Performance is for Regular Plan Growth Option. Different plans have different expense structure. Mr.Santosh Singh has been appointed as the Fund Manager for equity component with effect from 01-Jan-2022, Mr. Abhiroop Mukherjee for Debt & Gold component managing this fund since inception & Mr. Ankush Sood for International Equity for Foreign securities managing this fund August 25, 2021. Kindly refer to the website www.motilalosalwalmf.com to see the performance of the funds managed by the same Fund Manager

Mutual Fund Investments are subject to market risks, read all scheme related documents carefully