

Motilal Oswal Equity Hybrid Fund

An open ended hybrid scheme investing predominantly in equity and equity related instruments)



**BUY RIGHT
SIT TIGHT**

September 2022 (Data as on 31st August 2022. Inception date - 14th September 2018)



INVESTMENT APPROACH

Scheme Name: Motilal Oswal Equity Hybrid Fund

Investment Objective:

The investment objective is to generate equity linked returns by investing in a combined portfolio of equity and equity related instruments, debt, money market instruments and units issued by Real Estate Investment Trust (REITs) and Infrastructure Investment Trust (InvITs). However, there can be no assurance or guarantee that the investment objective of the Scheme would be achieved.

Benchmark: CRISIL Hybrid 35 + 65 - Aggressive Index

Scheme Details:

| | |
|---------------------------------------|---------|
| NAV Regular Plan Growth Option (Rs.) | 15.5301 |
| NAV Direct Plan Growth Option (Rs.) | 16.5474 |
| Monthly AAUM (in Rs Crs.) | 408.42 |
| Latest AUM (31-Aug-2022) (in Rs Crs.) | 416.87 |



KEY FEATURES & PORTFOLIO ATTRIBUTES

Fixed allocation Fund with 65-75% in equity and balance in debt

Has delivered CAGR of 11.8% since its inception

Equity portfolio is large cap oriented and debt portfolio is high rated low risk – thus making a low volatility fund

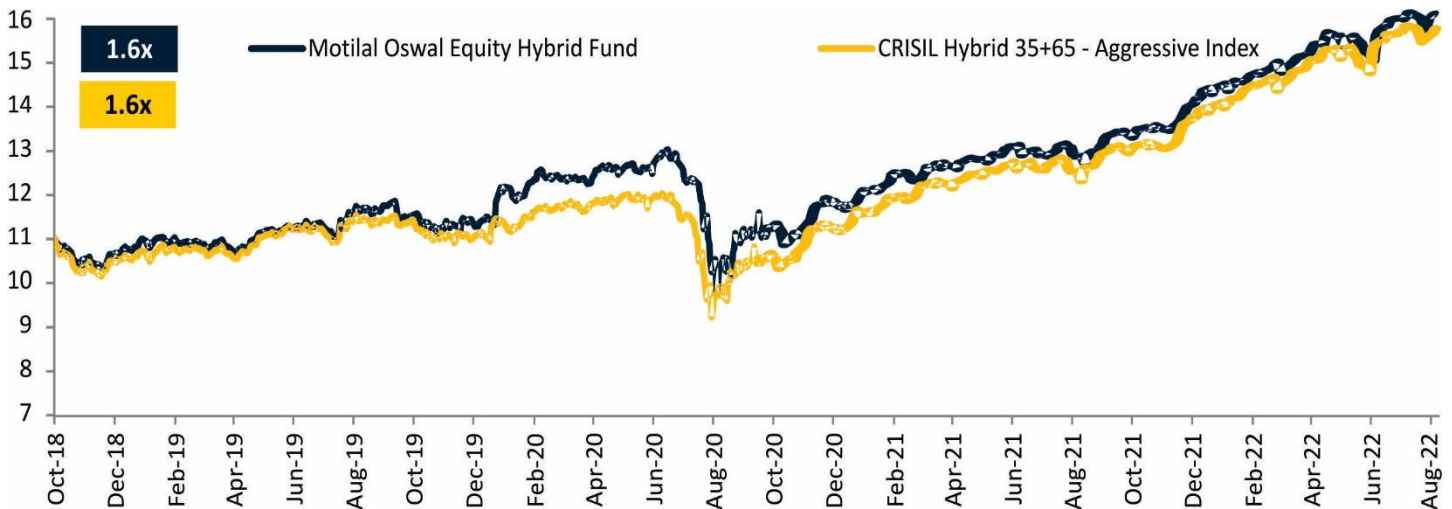


PORTFOLIO ACTIONS IN LAST 3 MONTHS

| | |
|--------------------------|--|
| Companies Added: | Persistent Systems Ltd, Siemens Ltd, United Spirits Ltd. |
| Companies Exited: | - |



Performance Since Inception

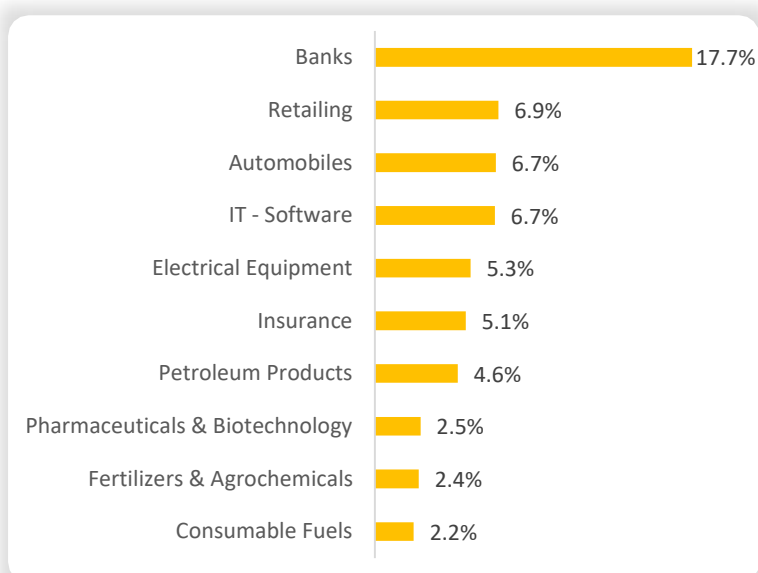


| Returns in % | 1 Year | | 3 Year | | Since Inception | |
|--|----------|------------|----------|------------|-----------------|------------|
| | CAGR (%) | Rs. 10,000 | CAGR (%) | Rs. 10,000 | CAGR (%) | Rs. 10,000 |
| Motilal Oswal Equity Hybrid Fund | 2.1 | 10,209 | 14.1 | 14,868 | 11.8 | 15,530 |
| CRISIL Hybrid 35+65 - Aggressive Index | 5.7 | 10,564 | 16.2 | 15,708 | 12.4 | 15,875 |
| Nifty 50 TRI | 5.2 | 10,514 | 18.6 | 16,701 | 12.9 | 16,197 |

Source: Internal Analysis. The above is used to explain the concept and is for illustration purpose only and should not be used for development or implementation of an investment strategy. Past performance may or may not be sustained in future.

PORTFOLIO & SECTORAL ALLOCATION

| Top 10 Holdings | (%) of Holding |
|---------------------------------|----------------|
| HDFC Bank Ltd | 7.1 |
| ICICI Bank Ltd | 5.5 |
| Reliance Industries Ltd | 4.6 |
| ABB India Ltd | 4.3 |
| Infosys Ltd | 3.6 |
| Kotak Mahindra Bank Ltd | 3.4 |
| Avenue Supermarts Ltd | 3.1 |
| Vedant Fashions Ltd | 3.0 |
| Maruti Suzuki India Ltd | 2.7 |
| HDFC Life Insurance Company Ltd | 2.6 |



Industry classification as recommended by AMFI

DEBT ALLOCATION

| Bonds/NCDs | Weightage % |
|---------------------------------------|-------------|
| REC Ltd | 3.6 |
| Shriram Transport Finance Company Ltd | 3.5 |

QUANTITATIVE INDICATORS

| Debt Quants | |
|-------------------|----------|
| Average Maturity | 0.45 Yrs |
| YTM | 5.75% |
| Macaulay Duration | 0.42 Yrs |
| Modified Duration | 0.40 Yrs |

#Risk free returns based on last overnight MIBOR cut-off of 5.25%.
Data as on 31st August, 2022

MARKET CAPITALIZATION

| Market Cap | Weightage (%) |
|------------|---------------|
| Large Cap | 71% |
| Mid Cap | 24% |
| Small Cap | 5% |

Source: Market Categorization as recommended by AMFI

ASSET ALLOCATION

| Asset Class | Weightage % |
|---|--------------|
| Equity | 74.1 |
| Bonds & NCDs | 7.1 |
| Money Market Instrument (CD,CBLO & Treasury Bill) | 18.7 |
| Cash & Cash Equivalents | 0.2 |
| Total | 100.0 |

Fund Manager

For Equity Component

Mr. Siddharth Bothra

He is managing this fund since inception.

He has close to 17 years of experience

For Debt Component since Inception

Mr. Abhiroop Mukherjee

How Buy Right : Sit Tight works

| Company | Initial Purchase Date | Initial Purchase Price | Current Price | Absolute Growth | CAGR (%) |
|---------------------------------|-----------------------|------------------------|---------------|-----------------|----------|
| ICICI Lombard General Insurance | Sep-18 | 663 | 1,288 | 94% | 18% |

Disclaimer: The Stocks mentioned above are used to explain the concept and is for illustration purpose only and should not be used for development or implementation of any investment strategy. It should not be construed as investment advice to any party. The stocks may or may not be part of our portfolio/strategy/ schemes. Past performance may or may not be sustained in future

Other Schemes Managed by Fund Manager

Name of Fund Manager: Abhiroop Mukherjee

| | 1 Year | | 3 Years | | 5 Years | | Since Inception | |
|--|-------------------|----------------------|-------------------|----------------------|-------------------|----------------------|-------------------|----------------------|
| | Scheme Return (%) | Benchmark Return (%) | Scheme Return (%) | Benchmark Return (%) | Scheme Return (%) | Benchmark Return (%) | Scheme Return (%) | Benchmark Return (%) |
| Top 3 | | | | | | | | |
| Motilal Oswal Midcap Fund | 25.6 | 11.8 | 27.6 | 28.7 | 14.4 | 14.9 | 20.6 | 21.4 |
| Motilal Oswal Liquid Fund | 3.5 | 4.1 | 3.5 | 4.2 | - | - | 3.9 | 4.7 |
| Motilal Oswal Asset Allocation Passive Fund of Fund - Aggressive | 3.4 | 4.8 | - | - | - | - | 10.3 | 12.1 |
| Bottom 3 | | | | | | | | |
| Motilal Oswal S&P 500 Index Fund | -3.2 | -1.6 | - | - | - | - | 16.7 | 19.3 |
| Motilal Oswal Flexi Cap Fund | -5.4 | 6.7 | 10.3 | 20.8 | 5.2 | 13.3 | 15.7 | 14.9 |
| Motilal Oswal NASDAQ 100 Fund of Fund | -16.2 | -13.6 | 19.7 | 22.1 | - | - | 20.5 | 21.5 |

Note: Abhiroop Mukherjee manages 28 schemes of Motilal Oswal Mutual Fund.

Source/Disclaimer : MOAMC . Past performance may or may not be sustained in the future. Performance is for Regular Plan Growth Option. Different plans have different expense structure. In case the number of schemes managed by a fund manager is more than six, performance data of top 3 and bottom 3 schemes managed by fund manager has been provided herein. Period for which scheme's performance has been provided is computed basis last day of the month-end preceding the date of advertisement. Different plans shall have a different expense structure. The performance details provided herein are of Regular plan.

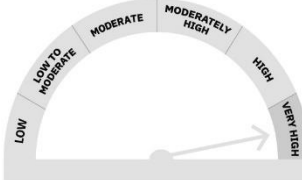

Other Schemes Managed by Fund Manager

Name of Fund Manager: Siddharth Bothra

| | 1 Year | | 3 Years | | 5 Years | | Since Inception | |
|-------------------------------|-------------------|----------------------|-------------------|----------------------|-------------------|----------------------|-------------------|----------------------|
| | Scheme Return (%) | Benchmark Return (%) | Scheme Return (%) | Benchmark Return (%) | Scheme Return (%) | Benchmark Return (%) | Scheme Return (%) | Benchmark Return (%) |
| Motilal Oswal Focused 25 Fund | 0.1 | 6.7 | 16.6 | 20.8 | 10.1 | 13.3 | 14.0 | 14.9 |
| Motilal Oswal Flexi Cap Fund | -5.4 | 6.7 | 10.3 | 20.8 | 5.2 | 13.3 | 15.7 | 14.9 |

Note: Siddharth Bothra manages 3 schemes of Motilal Oswal Mutual Fund.

Source/Disclaimer : MOAMC . Past performance may or may not be sustained in the future. Performance is for Regular Plan Growth Option. Different plans have different expense structure. In case the number of schemes managed by a fund manager is more than six, performance data of top 3 and bottom 3 schemes managed by fund manager has been provided herein. Period for which scheme's performance has been provided is computed basis last day of the month-end preceding the date of advertisement. Different plans shall have a different expense structure. The performance details provided herein are of Regular plan.

| Name of the scheme | Scheme Riskometer | Benchmark Riskometer CRISIL Hybrid 35 + 65 - Aggressive Index |
|---|--|---|
| Motilal Oswal Equity Hybrid Fund (An open ended hybrid scheme investing predominantly in equity and equity related instruments) |  |  |
| This product is suitable for investors who are seeking* | | |
| <ul style="list-style-type: none"> Long term capital appreciation by generating equity linked returns Investment predominantly in equity and equity related instruments | Investors understand that their principal will be at Very High risk | Investors understand that their principal will be at Very High risk |

*Investors should consult their financial advisers if in doubt about whether the product is suitable for them.

Source: Internal Analysis; The stocks mentioned herein are for general and comparison purpose only and not a complete disclosure of every material fact. The performance of the above stocks may or may not be sustained in future. It should not be construed as investment advice to any party. The stock prices are adjusted for corporate action.

Disclaimers and Risk Factors: The performance of schemes of Motilal Oswal Mutual Fund is Benchmarked to the Total Return variant of respective Index chosen as Benchmark as against Price Return variant of respective Benchmark Index. In case, the start/end date of the concerned period is non business date (NBD), the NAV of the previous date is considered for computation of returns. The NAV per unit shown in the table is as on the start date of the said period. Past performance may or may not be sustained in the future. Performance is for Regular Plan Growth Option. Different plans have different expense structure. This scheme is currently managed by Mr. Siddharth Bothra for the equity component have been managing this fund since inception, Mr. Abhiroop Mukherjee is the fund manager for debt component since inception. Kindly refer to the website www.motilaloswalmf.com to see the performance of the funds managed by the same Fund Manager

Mutual Fund Investments are subject to market risks, read all scheme related documents carefully

THINK EQUITY
THINK MOTILAL OSWAL

MOTILAL OSWAL
Asset Management
MUTUAL FUND

BUY RIGHT
SIT TIGHT