

MOTILAL OSWAL MUTUAL FUND PRESENTS

MOST SHARES M50



Motilal Oswal MOST Shares M50 Exchange Traded Fund
An Open Ended Exchange Traded Fund

Call: 1800-200-6626
E-mail : mfservice@motilaloswal.com
Website : www.mostshares.com
Website : www.motilaloswalmf.com

MOTILAL OSWAL
Mutual Fund

**MOST
Shares**

Acts like a fund, Trades like a share

Product labeling

This product is suitable for investors who are seeking*

- Return that corresponds generally to the performance of the Nifty 50 Index (underlying index), subject to tracking error
- Investment in equity securities of Nifty 50 Index



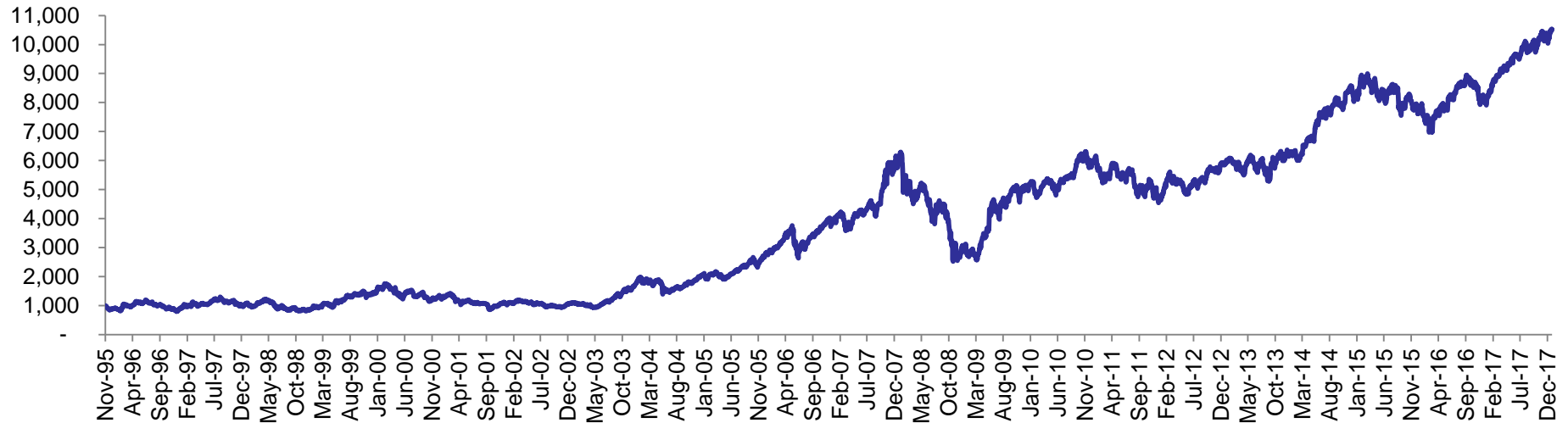
Nifty 50 Index

Overview

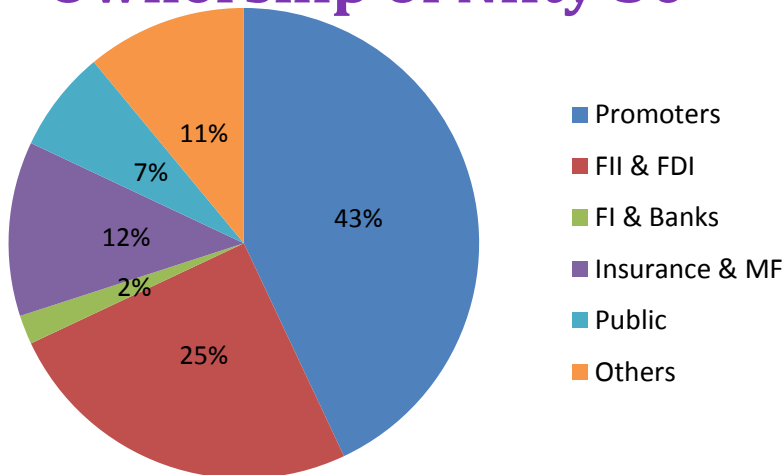
- Nifty 50 Index is computed using free float market capitalization method, wherein the level of the index reflects the total free float market value of all the stocks. The Nifty 50 stocks represent about 65% of the total float-adjusted market capitalization of the National Stock Exchange (NSE).
- The Nifty 50 is a well diversified 50 stock index, accurately reflecting the overall market accounting for 23 sectors of the economy. It is used for a variety of purposes such as benchmarking fund portfolios, index based derivatives and index funds.
- Nifty 50 is based upon solid economic research and is well respected internationally as a pioneering effort in better understanding how to make a stock market index.
- Launched in April 1996, with a base value of 1000 as on November 3, 1995.

Nifty 50 Index

Performance



Ownership of Nifty 50



Source: Capitaline and MOAMC internal analysis, Data as on 30th June 2017

Particulars	Nifty 50
Value (31 December 2008)	2,959
Value (31 December 2017)	10,531
Annualized Returns	15.15%
Annualized Standard Deviation	18.86%
Sharpe Ratio	0.47
Beta with market	1.00
Risk-free return	6.20%

Source: Capitaline and MOAMC internal analysis, Data as on 31st December 2017

MOST SHARES M50

Features

- Investment Objective: The Scheme seeks investment return that corresponds (before fees and expenses) generally to the performance of the Nifty 50 Index (Underlying Index), subject to tracking error. However, there can be no assurance or guarantee that the investment objective of the Scheme would be achieved.
- Complete transparency with daily portfolio disclosure.
- A mutual fund scheme with benefit of trading at real-time prices.
- Low cost structure (Total expense ratio of 1.00% against > 2% for other traditional investment products)
- No Entry or Exit load.
- Fund Manager: Mr. Ashish Agrawal
- He has over 12 years of experience as Sales Trader servicing FII/ FPIs, Insurance Companies and Mutual Funds in the Institutional Equities broking business across multiple organizations. He is a PGDBM (Finance) from Institute of Management Technology, Ghaziabad and Bachelor of Commerce from University of Lucknow.

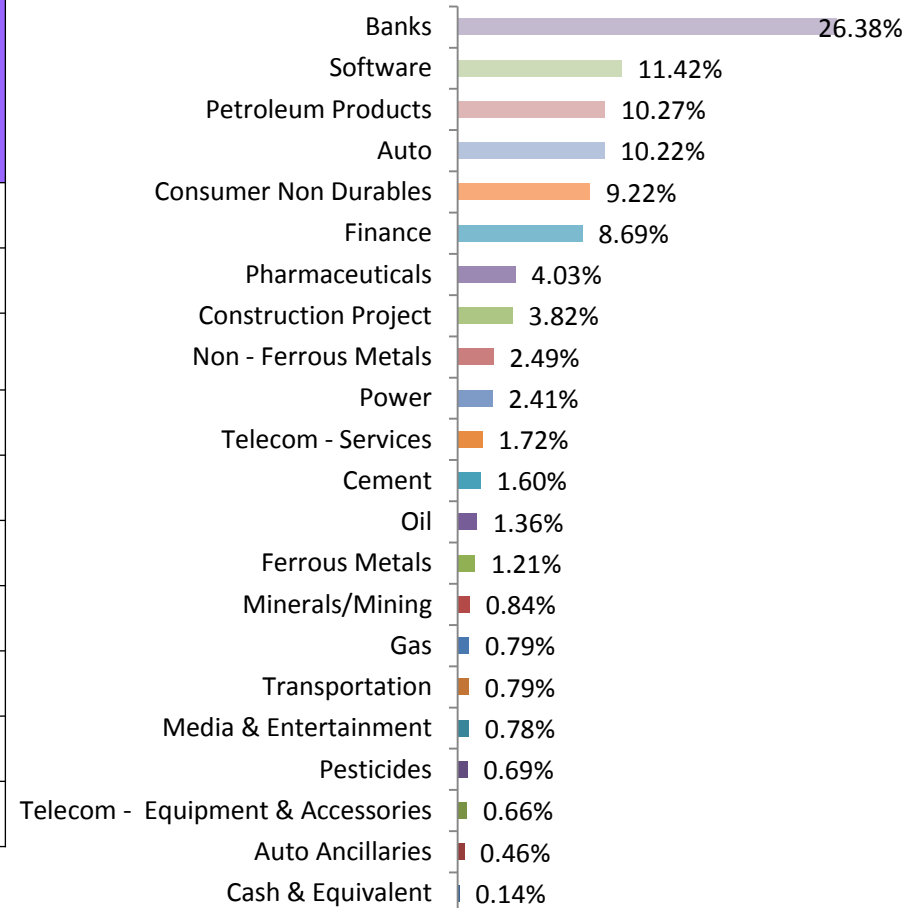
MOST SHARES M50

Top 10 Holdings

Name of Instrument	% to Net Assets
HDFC Bank Limited	9.41%
Reliance Industries Limited	7.53%
Housing Development Finance Corporation Limited	6.72%
ITC Limited	5.53%
Infosys Limited	5.13%
ICICI Bank Limited	4.96%
Larsen & Toubro Limited	3.82%
Kotak Mahindra Bank Limited	3.32%
Tata Consultancy Services Limited	3.31%
Maruti Suzuki India Limited	3.18%

Industry classification as recommended by AMFI

Industry Allocation



Data as on 31st December 2017

MOST SHARES M50

Scheme Details

Scheme Name	Motilal Oswal MOST Shares M50 ETF (MOST Shares M50)
Type of Scheme	An open ended Exchange Traded Fund
Investment Objective	<p>The Scheme seeks investment return that corresponds (before fees and expenses) generally to the performance of the Nifty 50 Index (Underlying Index), subject to tracking error.</p> <p>However, there can be no assurance or guarantee that the investment objective of the Scheme would be achieved.</p>
Benchmark	Nifty 50 Index
Continuous Offer	<p>On NSE: Investors can buy/sell units of Scheme in round lot of 1 unit and in multiples thereof.</p> <p>Directly with the Mutual Fund: Investors can buy/sell units of the Scheme only in creation unit size i.e. 50,000 units and in multiples thereof.</p>
Redemption Proceeds	Normally within 3 Business days from acceptance of redemption request

Date of Allotment	July 28 2010
NAV - Growth Plan	100.9109
Latest AUM (31st December 2017)	21.18 (Rs.cr)
Tracking Error*	0.18% (Annualised)
Total Expense Ratio[^]	1.50 % p.a.
Standard Deviation	13.43 (Annualised)
Sharpe Ratio[#]	0.16 (Annualised)
Portfolio Turnover Ratio	0.07
Beta	0.97

*Against the benchmark Nifty 50 Index

[^]Year-to-date

[#] Risk-free returns based on last overnight MIBOR cut-off of 6.20% (Data as on 31st December 2017)

NSE Symbol	M50
Bloomberg Code	MOSTM50
Reuters Code	M50.NS
ISIN Code	INF247L01536

DISCLAIMER

DISCLAIMER: This presentation has been prepared and issued on the basis of internal data, publicly available information and other sources believed to be reliable. The information contained in this document is for general purposes only and not a complete disclosure of every material fact and terms and conditions and features of Motilal Oswal MOST shares M50 ETF . The information / data herein alone is not sufficient and shouldn't be used for the development or implementation of an investment strategy. It should not be construed as investment advice to any party. All opinions, figures, charts/graphs, estimates and data included in this presentation are as on date and are subject to change without notice. While utmost care has been exercised while preparing this document, Motilal Oswal Asset Management Company Limited does not warrant the completeness or accuracy of the information and disclaims all liabilities, losses and damages arising out of the use of this information. The statements contained herein may include statements of future expectations and other forward-looking statements that are based on our current views and assumptions and involve known and unknown risks and uncertainties that could cause actual results, performance or events to differ materially from those expressed or implied in such statements. Readers shall be fully responsible/liable for any decision taken on the basis of this presentation. No part of this document may be duplicated in whole or in part in any form and/or redistributed without prior written consent of the Motilal Oswal Mutual Fund/Motilal Oswal Asset Management Company Limited. Readers should before investing in the Scheme make their own investigation and seek appropriate professional advice. Past performance of the Sponsor / AMC / Mutual Fund and its affiliates does not indicate the future performance of the scheme and may not provide a basis of comparison with other investments. Please Read Scheme Information Document (SID) and Statement of Additional Information (SAI) carefully before investing. **Mutual fund investments are subject to market risks, read all scheme related documents carefully.**

IISL Disclaimer: MOST Shares M50 offered by Motilal Oswal Asset Management Company Limited (MOAMC) or its affiliates is not sponsored, endorsed, sold or promoted by India Index Services & Products Limited (IISL) and its affiliates. IISL and its affiliates do not make any representation or warranty, express or implied (including warranties of merchantability or fitness for particular purpose or use) to the owners of MOST Shares M50 or any member of the public regarding the advisability of investing in securities generally or in the MOST Shares M50 linked to CNX Nifty Index or particularly in the ability of CNX Nifty Index to track general stock market performance in India. Please read the full Disclaimers in relation to the CNX Nifty Index in the Scheme Information Document.

Statutory Details: Constitution: Motilal Oswal Mutual Fund has been set up as a trust under the Indian Trust Act, 1882. **Trustee:** Motilal Oswal Trustee Company Limited. **Investment Manager:** Motilal Oswal Asset Management Company Ltd. **Sponsor:** Motilal Oswal Securities Ltd.

Thank You