

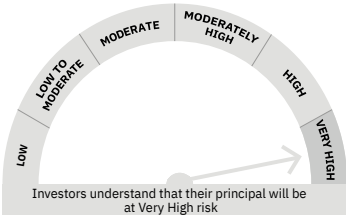
— Invest in
one of India's most popular indices



Motilal Oswal Nifty 50 Index Fund

Large cap Indices are less volatile in the long run, making it one of India's popular indices.



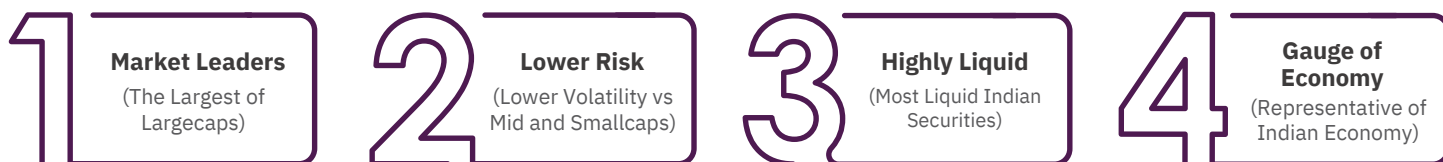
<p>Name of the scheme</p> <p>Motilal Oswal Nifty 50 Index Fund (MOFNIFTY50) (An open ended scheme replicating / tracking Nifty 50 Index)</p>	<p>This product is suitable for investors who are seeking*</p> <ul style="list-style-type: none">• Return that corresponds to the performance of Nifty 50 Index subject to tracking error• Equity and equity related securities covered by Nifty 50 Index• Long term capital growth	<p>Riskometer</p>  <p>Investors understand that their principal will be at Very High risk</p>
<p>*Investors should consult their financial advisers if in doubt about whether the product is suitable for them.</p>		

Mutual Fund investments are subject to market risks, read all scheme related documents carefully

About Nifty 50 Index

The Nifty 50 Index is designed to measure the performance of 50 largest and most liquid blue-chip companies.

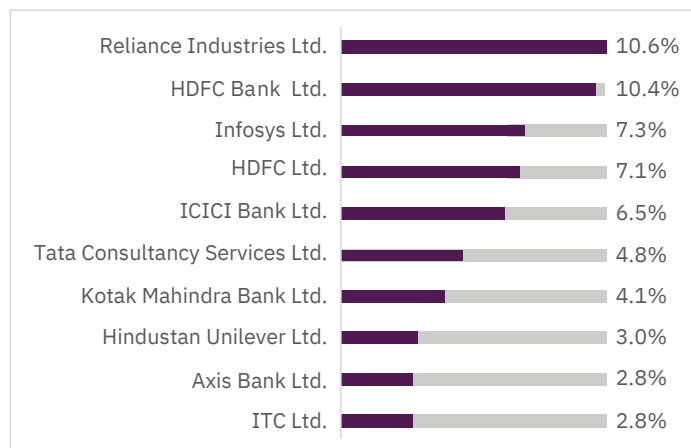
Key attributes of Nifty 50 Index



Index Performance (Annualised)

Period	Returns	Risk
1 Year	31.3%	31.7%
3 Year	12.9%	21.5%
5 Year	17.3%	18.2%
7 Year	14.1%	17.4%
10 Year	11.9%	17.5%
15 Year	12.3%	22.9%

Top 10 Stocks



Performance Source/Disclaimer: Index Values – www.niftyindices.com; Performance as of close of 28-Feb-2006 to 28-Feb-2021. Performance results have many inherent limitations and no representation is being made that any investor will, or is likely to achieve. Past performance may or may not be sustained in future. Composition Source/Disclaimer: MOAMC; Data as of 28-Feb-2021; the stocks mentioned above are used to explain the concept. The stocks may or may not be part of our portfolio/strategy/schemes. The above table/graph is used to explain the concept and is for illustration purpose only and should not be used for development or implementation of an investment strategy.

Top 5 Sectors



Source: MOAMC; Data as of 28-Feb-2021; Sectors - Macro Economic Sectors as per AMFI Industry Classification; the stocks/sectors mentioned above are used to explain the concept and is for illustration purpose only and it should not be used for development or implementation of an investment strategy. It should not be construed as investment advice to any party. The stocks may or may not be part of our portfolio/strategy/schemes. Past performance may or may not be sustained in future.

Index SIP Returns (SIP Amount of ₹ 10,000/- per month)

Description	1 Year	3 Years	5 Years	7 Years	10 Years
Returns	66.33%	19.47%	15.70%	13.64%	13.41%
Amount Invested	1,20,000	3,60,000	6,00,000	8,40,000	12,00,000
Market Value	1,58,761	4,78,297	8,87,303	13,63,994	24,12,890

Data as of close of 28-Feb-2021. For SIP returns, monthly investment of INR 10,000/- invested on the first business day of every month has been considered. The above is for illustration purpose only. The SIP amount, tenure of SIP, expected rate of return are assumed figures for the purpose of explaining the concept of advantages of SIP investments. The actual result may vary from depicted results depending on scheme selected. It should not be construed to be indicative of scheme performance in any manner. Past performance may or may not be sustained in future.

About Motilal Oswal Nifty 50 Index Fund

<p>Type of Scheme An open ended scheme replicating/tracking Nifty 50 TR Index</p>	<p>Investment Objective The Scheme seeks investment return that corresponds to the performance of Nifty 50 Index subject to tracking error. However, there can be no assurance or guarantee that the investment objective of the Scheme would be achieved</p>
<p>Minimum application amount Lumpsum and SIP: Rs 500 & in multiples of Re. 1/- thereafter</p>	<p>Exit Load 1% if redeemed on or before 15 days from allotment date, Nil if redeemed after 15 days from allotment date</p>
<p>Benchmark Nifty 50 TR Index</p>	<p>Fund Manager Mr. Swapnil Mayekar</p>
<p>Launch Date 23rd December 2019</p>	<p>Total Expense ratio Regular - 0.50% Direct - 0.10%</p>