

Buy Tech stocks of brands you use everyday



Motilal Oswal NASDAQ 100 Fund of Fund

Motilal Oswal NASDAQ 100 ETF

**THINK EQUITY
THINK MOTILAL OSWAL**



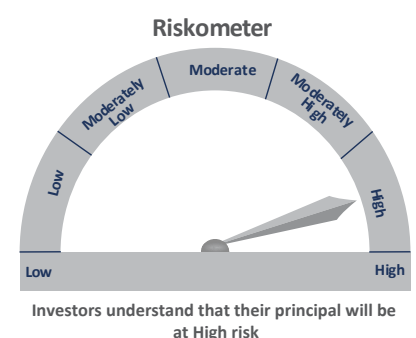
**EASY
ECONOMICAL
EFFECTIVE**

Motilal Oswal NASDAQ 100 Fund of Fund - This is not an index fund; it is fund of fund that invests in underlying ETF

Motilal Oswal NASDAQ 100 ETF - This is not an index fund; it is Exchange Traded Fund

The Stocks mentioned above are used to explain the concept and is for illustration purpose only and should not used for development or implementation of an investment strategy. It should not be construed as investment advice to any party. The stocks may or may not be part of our portfolio/strategy/ schemes. Past performance may or may not be sustained in future.

Name of the scheme	This product is suitable for investors who are seeking*
Motilal Oswal Nasdaq 100 Fund of Fund (MOFN100FOF) (An open ended fund of fund scheme investing in Motilal Oswal Nasdaq 100 ETF)	<ul style="list-style-type: none"> • Long term capital appreciation • Return that corresponds generally to the performance of the Scheme, Motilal Oswal Nasdaq 100 ETF (MOFN100) through investment in units of MOFN100
Motilal Oswal Nasdaq 100 ETF (MOFN100) (An open ended scheme replicating/tracking NASDAQ-100 Index)	<ul style="list-style-type: none"> • Return that corresponds generally to the performance of the Nasdaq-100 Index, subject to tracking error • Investment in equity securities of NASDAQ-100 Index



*Investors should consult their financial advisers if in doubt about whether the product is suitable for them.

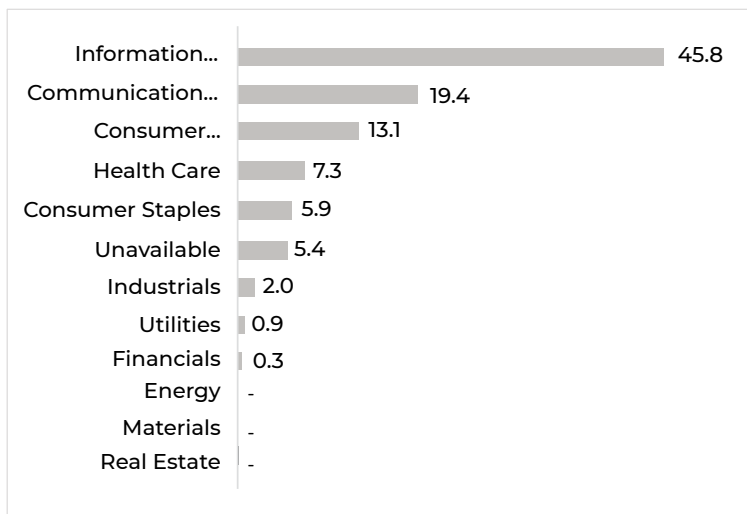
Mutual Fund investments are subject to market risks, read all scheme related documents carefully

Key Attributes Of Nasdaq 100 Index

- Index includes **100 of the largest non-financial companies** listed on The Nasdaq Stock Market®, based on market capitalization listed at NASDAQ stock exchange
- Index has **very long track record**, first index values starts since **January 31, 1985**

- Index reflects companies across **computer hardware, and software, telecommunications, retail/wholesale trade and biotechnology**
- Nasdaq-100** is home to some of the most well-known names in technology—the index also includes category-defining companies on the **forefront of innovation in other key industries such as Amgen, Starbucks, and Tesla**

Sectorial Weights Of The Index

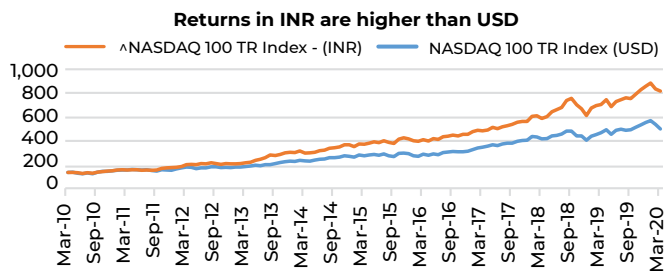


Source – NASDAQ, Data as 31-Mar-2020; Global Industry Classification Standard Sectors are used for Sector weight.

Top 10 Holdings Of The Index

Company Name	Motilal Oswal NASDAQ 100 ETF	GISC Name
Microsoft Corp	12.00	Information Technology
Apple Inc.	11.20	Information Technology
Amazon.com INC.	9.60	Consumer Discretionary
Facebook INC.	4.00	Communication Services
Alphabet Google	8.00	Communication Services
Intel Corp	3.00	Information Technology
Pepsico INC.	2.10	Consumer Staples
Cisco Systems INC.	2.10	Information Technology
Netflix, INC.	2.10	Communication Services
Nvidia	2.00	Information Technology
Total	56.1	

Dollar Hedge



The NASDAQ 100 Index in INR grew 7.5 times over last 10 years; where as the underlying index NASDAQ 100 TRI in USD terms grew 4.5 times during the same period.

The excess returns can be attributed primarily on account of depreciation of INR against USD.

Risk Return Profile

		3 Year	5 Year	7 Year	10 Year	15 Year	20 Year
Annualised Returns	^NASDAQ 100 TR Index - (INR)	20%	18.2%	22.7%	22.3%	17.0%	6.6%
	Nifty 500 TRI	-3.1%	1.3%	8.0%	6.2%	11.0%	10.4%
Annualised Volatility	^NASDAQ 100 TR Index - (INR)	24.4%	21.6%	20.2%	20.3%	22.3%	28.3%
	Nifty 500 TRI	17.7%	16.5%	16.2%	16.3%	21.7%	23.0%

Data Source: Bloomberg, FBIL/RBI/Thomson Reuter and MOFSL; Performance as of Close of March 31, 2000 – March 31, 2020; ^ denotes the index currency conversion. Performance results have many inherent limitations and no representation is being made that any investor will, or is likely to achieve. The above graph is used to explain the concept and is for illustration purpose only and should not be used for development or implementation of an investment strategy. Past performance may or may not be sustained in future.

Motilal Oswal Nasdaq 100 ETF

Investment Objective

The Scheme seeks investment return that corresponds (before fees and expenses) generally to the performance of the NASDAQ100 Index, subject to tracking error. However, there can be no assurance or guarantee that the investment objective of the Scheme would be achieved.

Key Facts

- Benchmark - NASDAQ 100 TRI
- Date of Inception/Allotment - 29-Mar-2011
- Asset Under Management - INR 717.9 Crores (April 30, 2020)
- Fund Manager - Mr. Herin Visaria
- Total Expense Ratio - 0.54%
- Portfolio Turnover Ratio - 0.12

Continuous Offer

On NSE / BSE: Investors can buy/sell units of the Scheme in round lot of 1 unit and in multiples thereof.

Directly with the Mutual Fund

Investors can buy/sell units of the Scheme only in creation unit size i.e. 25,000 units and in multiples thereafter

Motilal Oswal Nasdaq 100 Fund Of Funds

Investment Objective

The investment objective of the scheme is to seek returns by investing in units of Motilal Oswal Nasdaq 100 ETF. However, there can be no assurance or guarantee that the investment objective of the scheme would be achieved.

Key Facts

- Benchmark - NASDAQ 100 TRI
- Fund Manager - Mr. Swapnil Mayekar and for Debt component - Mr. Abhiroop Mukherjee
- Date of Inception/Allotment - 28-Nov-2018
- Total Expense Ratio - Direct - 0.10%; Regular - 0.50%
- Asset Under Management - INR 401.7 Crores (April 30, 2020)

Continuous Offer

Minimum and Additional Application Amount : INR 500/- and in multiples of INR 1/- thereafter.

- Entry/Exit Load - Nil
- Category-Domestic Fund of Fund