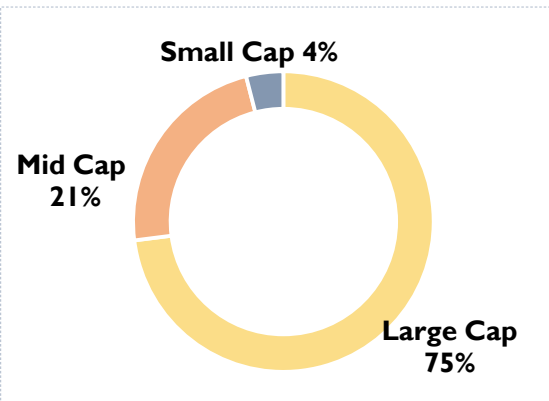


Business Opportunities Fund

February 2021
(Performance as on 31st Jan 2021)

High concentration – high conviction – 14 stock portfolio

Market Cap Mix



QGLP exemplified

Quality

RoE: 16%

Growth

20% PAT CAGR over FY20 – 22E

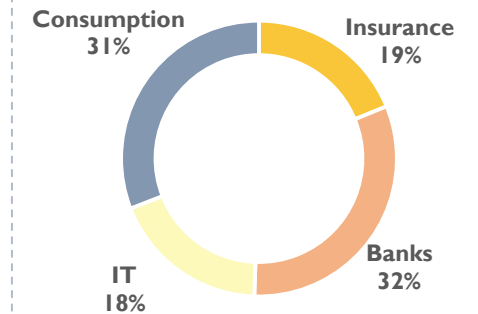
Longevity

High

Price

PE: 25x FY22; PEG: 1.8x

Sector Mix



Data as on 31st Jan 2021, Disclaimer: The Stocks mentioned above are used to explain the concept and is for illustration purpose only and should not be used for development or implementation of any investment strategy. It should not be construed as investment advice to any party. The stock may or may not be part of our portfolio/strategy/ schemes. Past performance may or may not be sustained in future

Highly concentrated portfolio plays across four themes

1

Insurance – an underpenetrated market

Max Financial

HDFC Life

2

Consolidation in the lending business

HDFC Bank

Kotak Bank

ICICI Bank

3

High quality economic recovery

Bata

Eicher Motors

Asian Paints

Blue Star

Titan

Phoenix Mills

4

Large cap defensive plays

TCS

L&T Infotech

Hindustan Unilever

Insurance – an underpenetrated market

A structural growth story that comprises a large portion of the portfolio

Little to no risk on the asset side

- Within BFSI; we believe non-lenders; especially life insurance players are unique plays on structural growth; with little to no risks on the asset side of the business.
- This is unlike the lenders; where growth is fraught with NPA risks.

Deeply moated brands

- Barriers to entry: Brand and distribution play a crucial role
- Top 5 players account for ~90% of total industry market share.
- We expect most of the growth to accrue to Top 5 players as they continue to build on their existing strengths.

Capital efficient businesses

- A capital efficient business with ~25% RoE for the successful players
- Growth funded internally without shareholder dilution.
- This ensures that all growth flows in to existing shareholders; a classic recipe for long term compounding.

Multi-decadal growth opportunity

- Long growth runway: With 92% protection gap (as per Swiss Re)
- We see life insurance as a structural play
- 18% allocation in life insurance companies is a testimony of our very high conviction on this sector.

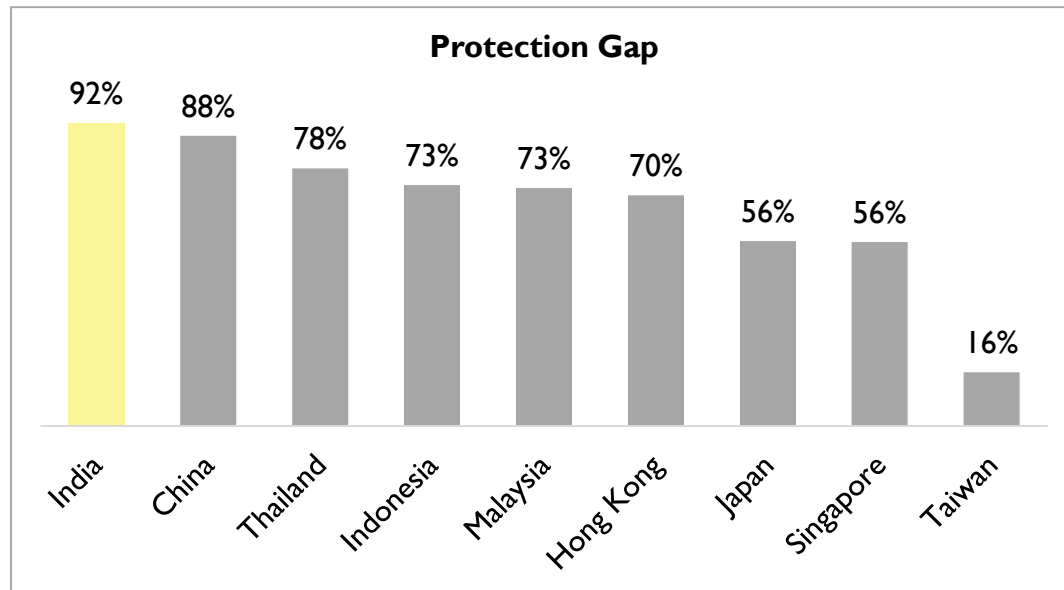
Insurance – an underpenetrated market

A structural growth story that comprises a large portion of the portfolio

Demand

A long runway for growth

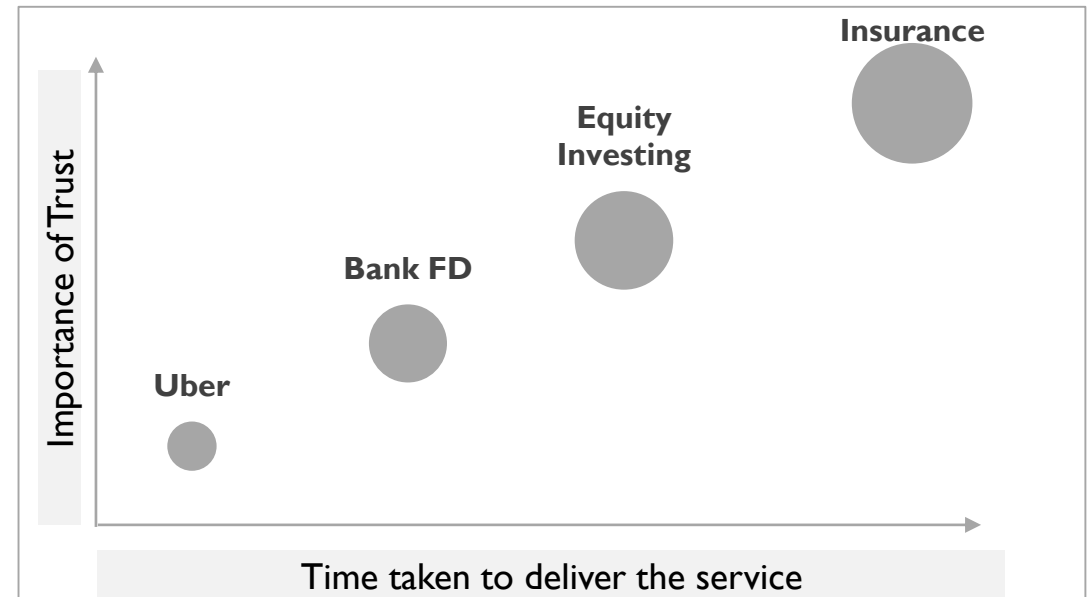
Low coverage provides a large opportunity for life insurers



Economic Designation

Companies can charge for moats

How much premium can you charge?



Source: MOAMC Internal Research

Disclaimer: Past performance may or may not be sustained in future. The above graph is used to explain the concept and is for illustration purpose only and should not be used for development or implementation of an investment strategy.

Insurance – an underpenetrated market

Max Financial

Strong underlying insurance business

- With best in class metrics (20%+ VNB Margins, 20% RoEVs) and growth track record (20%+ EV (Enterprise Value) compounding).
- 4th largest private life insurance player in India
- The only non-bank promoted player which has reached this scale.

Axis Bank overhang on verge of resolution

- Axis Bank emerging as the single largest shareholder with 18% stake, subject to regulatory approvals.
- This should settle the long held overhang on the stock; and Axis Bank Banca relationship should go on to be a perpetual one.

Holdco structure to collapse

- Once the Axis Bank deal is sealed; we expect the current holding company structure to be collapsed with existing shareholders of Max Financial getting Max Life shares.
- This should be another key trigger which should drive further re-rating of the stock.

Attractively valued

- Max is trading at 15x EVOP v/s 35x for HDFC Life, despite similar business metrics.
- We believe it is significantly undervalued; and is one of our **key active allocation (away from index) at the fund level.**

Insurance – an underpenetrated market

HDFC Life Insurance

Best brand, distribution, innovation culture

- HDFC Life; enjoys the best brand equity with the 'HDFC' brand
- Has the most entrenched distribution architecture with over 200 partners for distributing its life insurance products
- Innovation leader

Margin expansion expected

- Strong top-line growth; given significant under-penetration of insurance in the country
- Room for margin expansion (from ~25% currently to ~50%)
- Share of pure protection in the overall business mix expected to improve

Significant optionality from non-life business

- In India, life insurance companies are prohibited from selling indemnity based health insurance plans.
- We expect this to change; thus presenting a large option value, which is not discounted by any investor or analyst today.

Potential to become a USD100 bn market cap company

- HDFC Bank is India's most valued bank with market cap at ~USD100b. We see HDFC Life on a similar trajectory going forward; and it has all the tenets to be another USD100b market cap company as HDFC Bank.

Consolidation in the lending space

Top 5 banks command 47% market share in India, versus 80% as seen in countries globally

Top 5 banks in India to consolidate market share

- The five bank concentration ratio in India stands at ~47% level; vs ~80% being the median for 30 large economies globally.
- We believe the top banks in India; especially the top 3-4 private banks are very well positioned today to consolidate market share.

Strong liability franchises

- A very strong liability franchise; and good underwriting discipline are the key tenets of sustainable compounding in a lending business.
- The banks we own in the fund are the ones which clearly lead on these metrics.

PSU to PVT value migration to continue

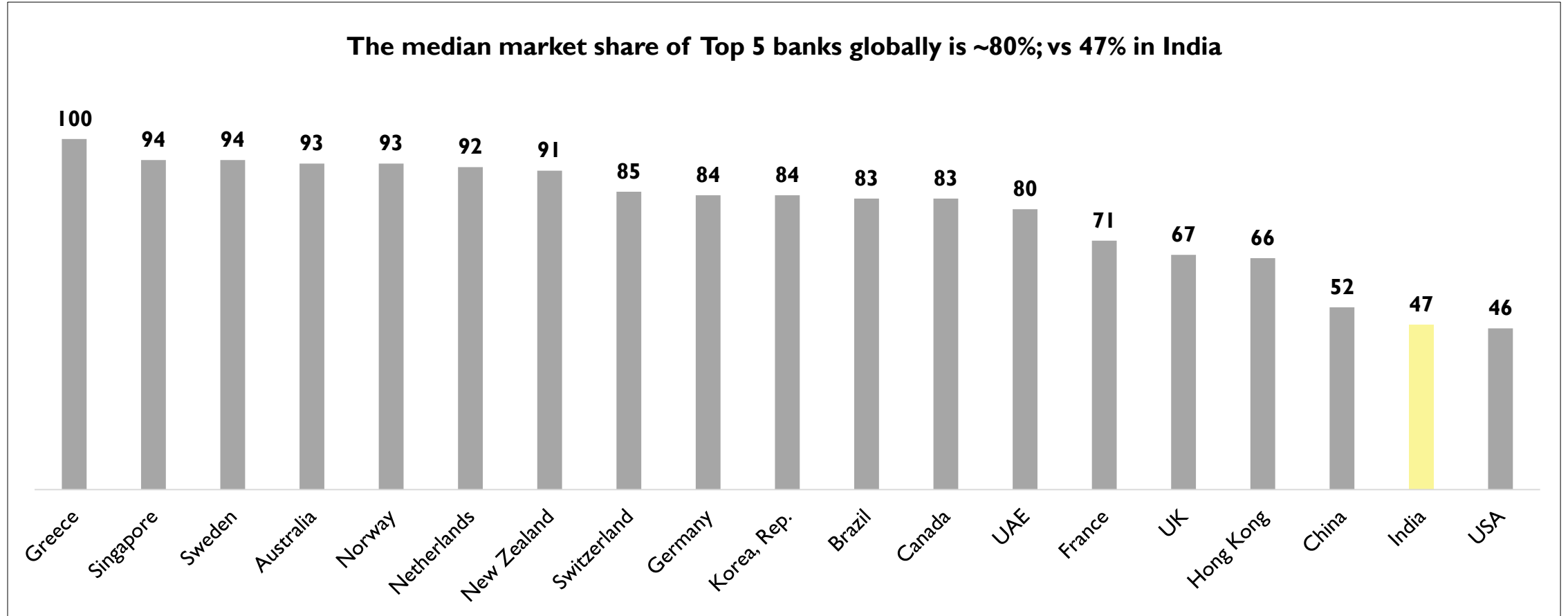
- PSU banks have structural shortcomings of a promoter whose interests are not aligned with minority shareholders, weak underwriting capabilities, being capital starved, etc.
- Hence, expect value migration from PSU to PVT to continue.

Attractive valuations

- Financial stocks were badly hit during the sell-off caused by COVID
- Unlike other sectors, stock prices for banks are yet to see a bounce-back
- Believe this is a temporary mispricing for larger, well run private banks with good liability franchises and underwriting capabilities.

Consolidation in the lending space

Top 5 banks command 47% market share in India, versus 80% as seen in countries globally



Source: MOAMC Internal Research

Disclaimer: Past performance may or may not be sustained in future. The above graph is used to explain the concept and is for illustration purpose only and should not be used for development or implementation of an investment strategy.

Consolidation in the lending space

HDFC Bank

Multi-decade track record

- Stellar track record of minimum 16% RoE and minimum 19% growth in any given year over the last 20 years; despite multiple corporate and retail cycles over these years

Strong liability franchise

- 42% CASA, 5.0% cost of funds; on the asset side equal mix between corporate and retail assets which provides the right flexibility to maneuverer growth / risk

Beneficiary of transition to digital

- Virtual RM platform; automated digital lending, through which cost to income has declined from 45% to 39% over last 3 years

Smooth CEO transition; Attractively valued

- Smooth transition in CEO from Mr Aditya Puri to Mr Sashidhar Jagdishan; internal leader taking charge bodes well to maintain culture and franchise continuity.
- The bank is trading at 2.9x TTM P/B. Prospects of 20%+ growth / 18% RoE.

Consolidation in the lending space

Kotak Bank

Unique structure of value creation

- Unique structure with 100% stake in each of the subsidiaries like life insurance, general insurance, asset management, wealth management, broking, etc. ~30% of the consolidated profits come from subsidiaries.

Very strong liability franchise

- Robust liability franchise with 56% CASA translating into 5.2% cost of funds; Significant leverage on further reducing cost of funds; which is currently under-utilized.

Highly capitalized; providing M&A as a growth lever

- Capital adequacy amongst the highest in the Indian banking sector, 21% CET-1 vs regulatory requirement of 8.5%.
- Can capitalize distress times like the current times to accelerate growth through M&A

Significant room for operating efficiencies; Attractively valued

- Significant room for operating efficiency with cost to income still at elevated levels at 48% due to marketing investments and 811 account openings.
- We expect Kotak Bank to be a consistent compounder; stock trades at a reasonable valuation of ~3x price to book.

Consolidation in the lending space

ICICI Bank

Best man at the helm in what's a good liability franchise

- Management change and organizational directions suggests a clear focus on 'risk'; in what's already a good liability franchise (45%+ CASA); 5.1% cost of funds.

Significant value creation in subsidiaries

- ICICI Prudential Life Insurance Company, ICICI Securities, ICICI Lombard General Insurance Company; have already been listed on the bourses;
- Expect ICICI Prudential Asset Management to list in the next 12-24 months

Strong growth outlook

- We expect ICICI Bank to report 40% PAT CAGR over next 3 years time; taking its RoE from mid-single digit to ~16%-18% levels.
- Portfolio now more retail than wholesale with mix at 53:47.

Re-rating to be gradual

- Ex-subsidiary valuation which contributes about 1/3rd to total valuation; ICICI Bank trades at a P/B of 1x; which is at a substantial discount to intrinsic value;
- Expect steady-state ~16% RoEs. As the bank delivers; it should re-rate gradually.

High quality economic recovery

Distinctive and durable market leaders likely to benefit despite short term headwinds

India's growth potential remains intact

- India despite facing multiple challenges over the years; has a track record of ~14% nominal GDP growth over the last 4 decades.
- We believe the basic building blocks to this long term growth remain intact; the pandemic should be a passing event.

Economic environment to accelerate consolidation

- Every downturn tests the survival of the fittest.
- Weak players in an industry suffer the most (especially the unorganized; and players with weak balance sheets).
- Consequently, in the recovery that ensues; the strong get stronger.

Focus on market leaders

- Accelerated formalization of the economy to benefit market leaders
- High stress economic environments necessitate that the strongest will be able to not just survive, but thrive.

Look beyond the short term

- Template for multi-baggers; vision to see, courage to buy and patience to hold
- Patience is the rarest of the three attributes. We believe; today as we're still in the middle of the pandemic; our patience is being tested.
- However, as the dust settles; we believe we will be well rewarded for our patience.

High quality economic recovery

Distinctive and durable market leaders likely to benefit despite short term headwinds

Footwear



India's largest footwear retailer for the masses

Shift from unorganized to organized accelerated by COVID

Valuations reasonable; PE at 30x FY 23E

Premium Motorcycles



A passionate entrepreneur at the helm of a large and distinctive opportunity

Strong new hire - Mr Vinod Dasari as CEO

Robust pipeline; < 2% penetration in India and a large export opportunity

Paints



Winner category; category winner: 60% market share in a profitable industry

Under new CEO, Amit Syngle, we believe Asian Paints will further extend its market share

Aggressively strengthening firm strength in the mass category paints segment

High quality economic recovery

Distinctive and durable market leaders likely to benefit despite short term headwinds



Large-cap defensive plays

Pillars of the portfolio to help optimize risk and reward

High quality defensives

- Market leaders in their respective sectors, these companies enjoy large moats and extensive capabilities
- Includes plays in Consumer Staples with inelastic demand and IT which should benefit from digital and cloud adoption.

Playing the balancing act

- Optimizing risk-return trade-offs in an uncertain pandemic ridden world.
- Play a balancing role when supplemented with structural and economic recovery plays

Viewing valuations in context

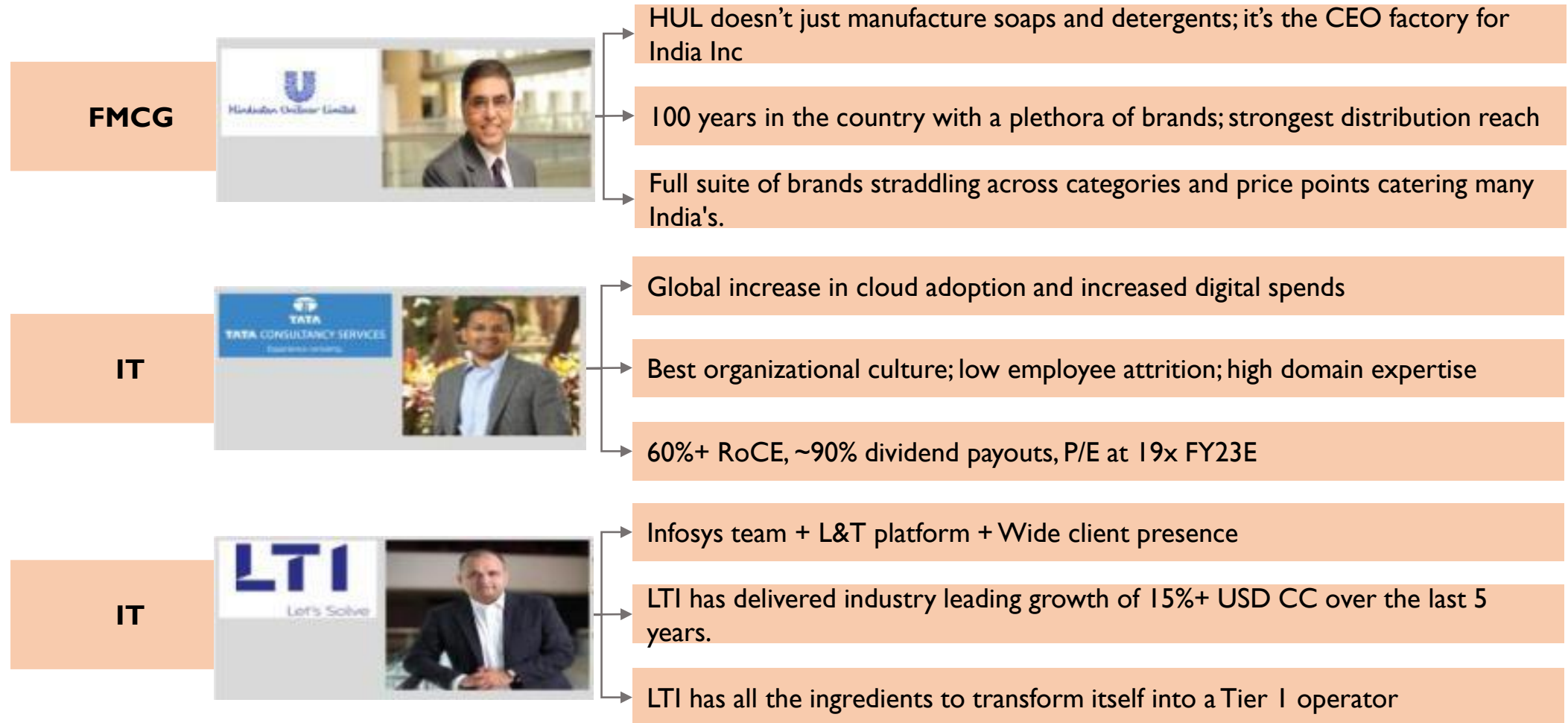
- Globally we're in the middle of life-time low interest rates; with the implied PE multiple on US 30 year treasury at 70x (1.4% rate of interest).
- In context, valuations for high quality consumer staples seem reasonable; given all time low discounting rates.

Low beta stocks stabilize volatility

- Low beta stocks to help manage tail risk and negative kurtosis in the portfolio
- Increasingly choppy markets might present volatile entry and exit positions. Stabilizers to help moderate that

Disclaimer: The Stocks mentioned above are used to explain the concept and is for illustration purpose only and should not be used for development or implementation of any investment strategy. It should not be construed as investment advice to any party. The stocks may or may not be part of our portfolio/strategy/ schemes. Past performance may or may not be sustained in future

Large-cap defensive plays - Pillars of the portfolio to help optimize risk and reward

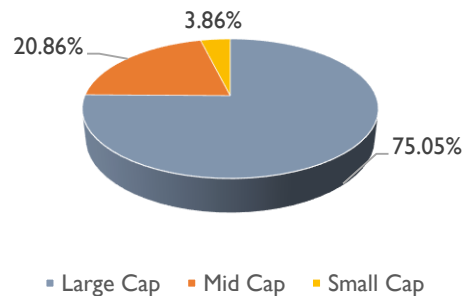


Disclaimer: The Stocks mentioned above are used to explain the concept and is for illustration purpose only and should not be used for development or implementation of any investment strategy. It should not be construed as investment advice to any party. The stocks may or may not be part of our portfolio/strategy/ schemes. Past performance may or may not be sustained in future

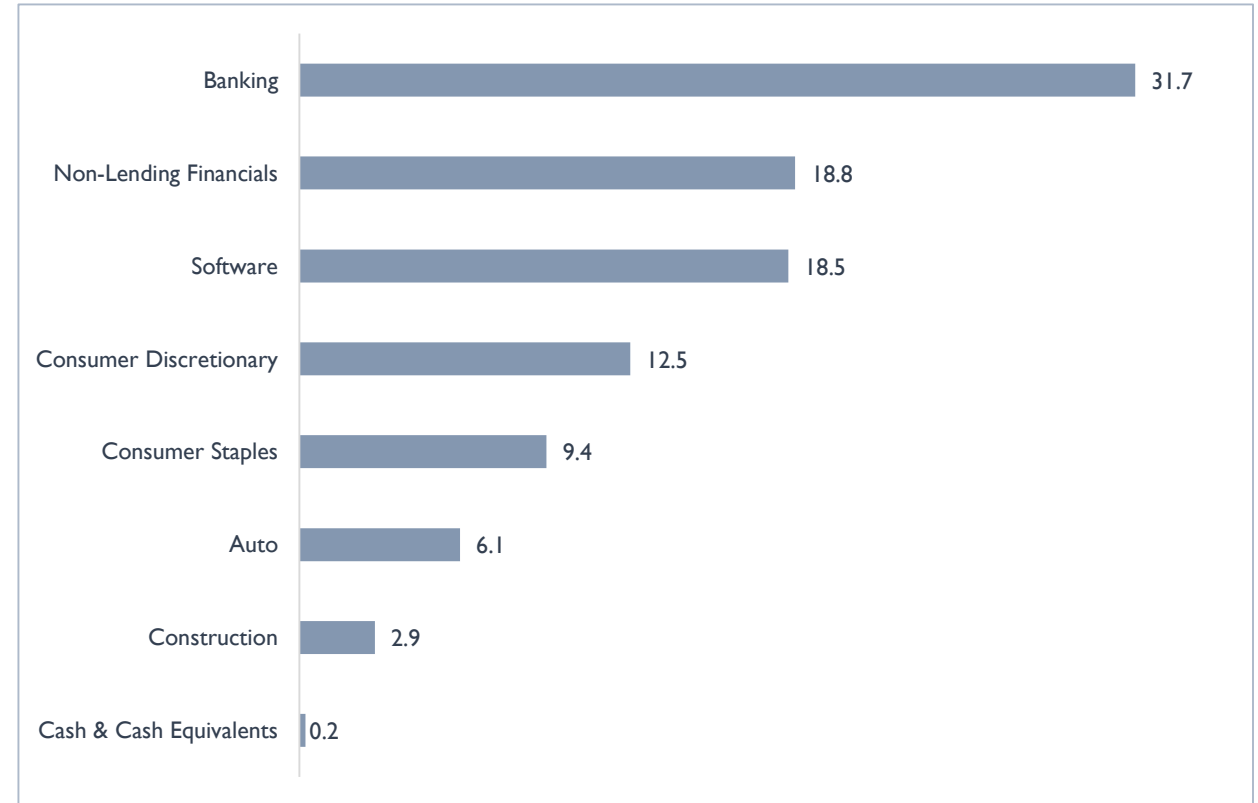
Portfolio Allocation

Top 10 Holdings & Market Capitalization

Scrip Name	% Holding
Max Financial Services Ltd.	11.7
ICICI Bank Ltd.	11.3
Tata Consultancy Services Ltd.	11.0
HDFC Bank Ltd.	10.6
Kotak Mahindra Bank Ltd.	9.7
Larsen & Toubro Infotech Ltd.	7.5
HDFC Life Insurance Company Ltd.	7.1
Bata India Ltd.	6.3
Eicher Motors Ltd.	6.1
Hindustan Unilever Ltd.	5.2

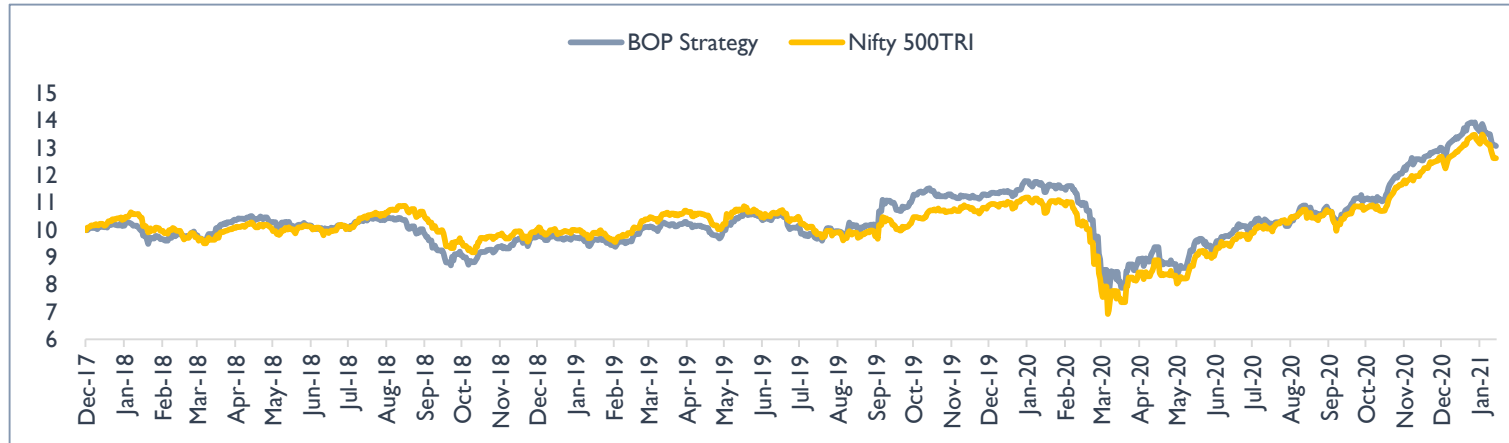


Sectoral Allocation

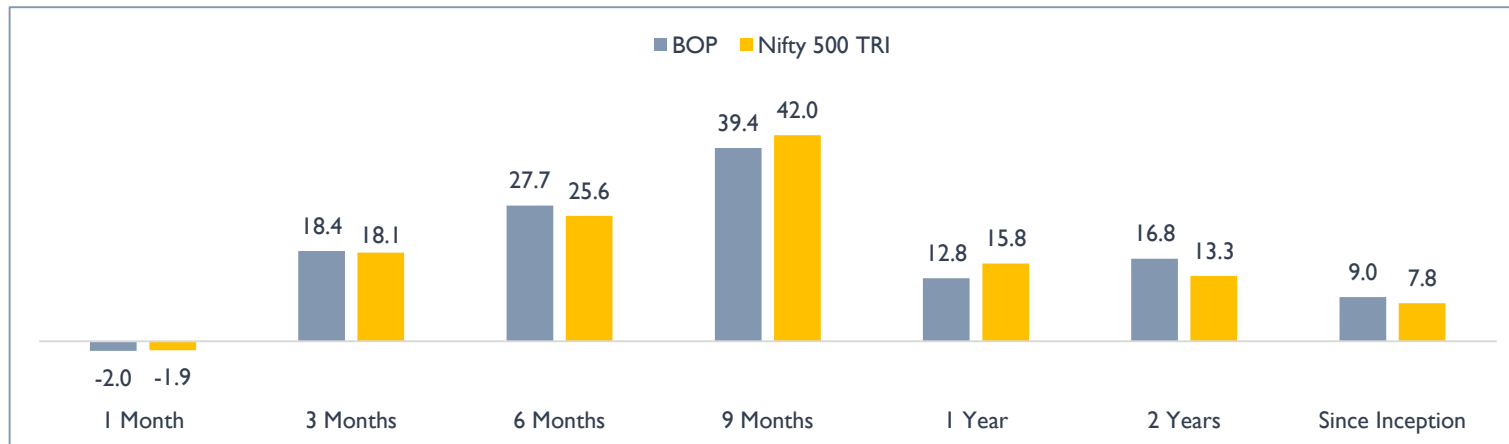


BOP Strategy Inception Date: 18th Dec 2017; Data as on 31st January 2021; Data Source: MOAMC Internal Research; RFR: 7.25%; *Earnings as of Sept 2020 quarter and market price as on 31st January 2021; Source: Capitaline and Internal Analysis; Please Note: Returns up to 1 year are absolute & over 1 year are Compounded Annualized. Returns calculated using Time Weighted Rate of Return (TVRR) at an aggregate strategy level. The performance related information is not verified by SEBI. All portfolio related holdings and sector data provided above is for model portfolio. Returns & Portfolio of client may vary vis-à-vis as compared to Investment Approach aggregate level returns due to various factors viz. timing of investment/ additional investment, timing of withdrawals, specific client mandates, variation of expenses charged & dividend income. Past performance may or may not be sustained in future and should not be used as a basis for comparison with other investments.

Portfolio Performance



1.3X
1.3X



One lac invested in the strategy on 18th Dec 2017 would have grown to Rs. ~1.3 lacs today against ~1.3 lacs invested in Benchmark

BOP Strategy Inception Date: 18th Dec 2017; Data as on 31st January 2021; Data Source: MOAMC Internal Research; RFR: 7.25%; *Earnings as of Sept 2020 quarter and market price as on 31st January 2021; Source: Capitaline and Internal Analysis; Please Note: Returns up to 1 year are absolute & over 1 year are Compounded Annualized. Returns calculated using Time Weighted Rate of Return (TWRR) at an aggregate strategy level. The performance related information is not verified by SEBI. All portfolio related holdings and sector data provided above is for model portfolio. Returns & Portfolio of client may vary vis-à-vis as compared to Investment Approach aggregate level returns due to various factors viz. timing of investment/ additional investment, timing of withdrawals, specific client mandates, variation of expenses charged & dividend income. Past performance may or may not be sustained in future and should not be used as a basis for comparison with other investments.

QGLP in a nutshell

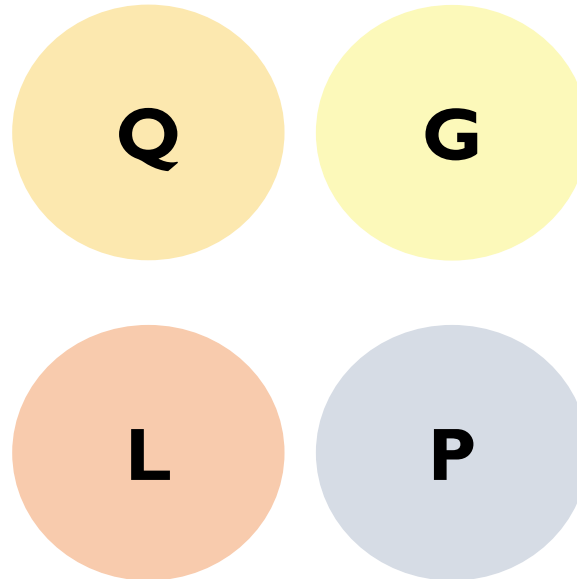
Our well documented Investment Philosophy

Quality of business x Quality of management

- Stable business, preferably consumer facing
- Huge business opportunity
- Sustainable competitive advantage
- Competent management team
- Healthy financials & ratios

Longevity – of both Q & G

- Long-term relevance of business
- Extending competitive advantage period
- Sustenance of growth momentum



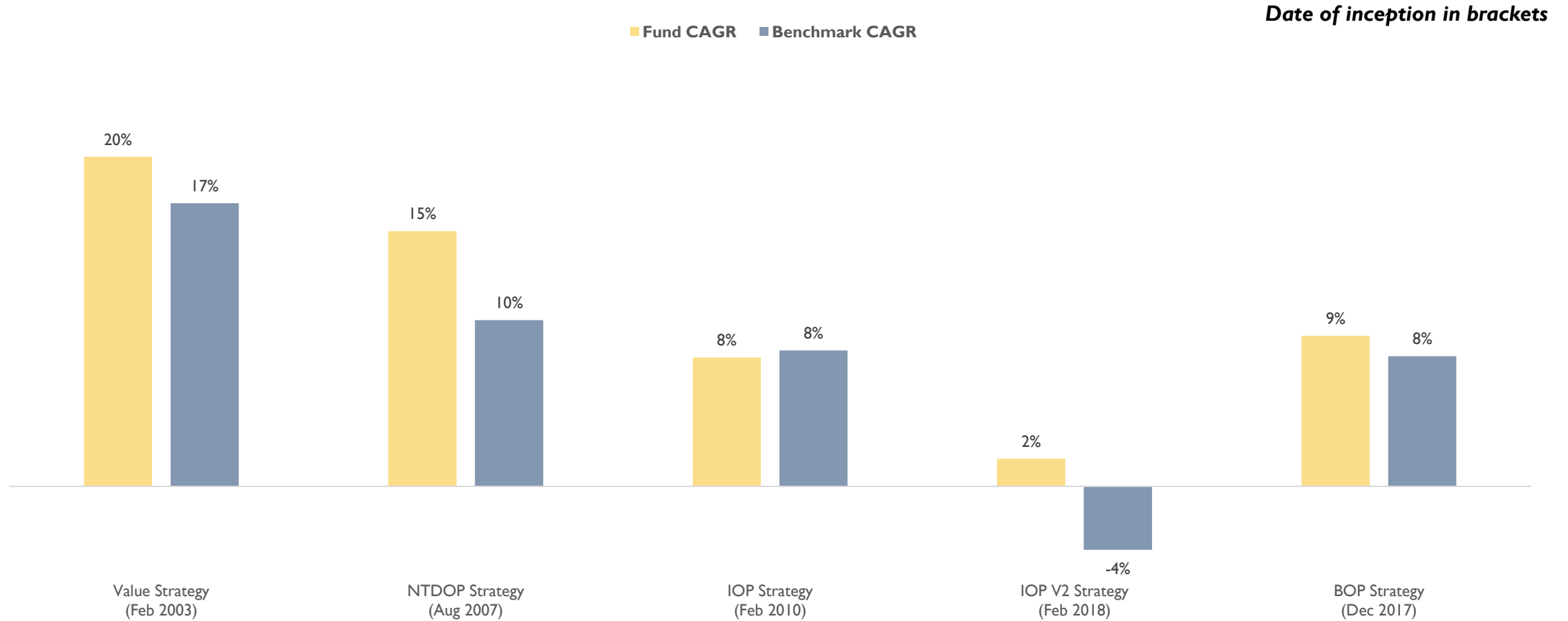
Growth in earnings

- Volume growth
- Price growth
- Mix change
- Operating leverage
- Financial leverage

Price

- Reasonable valuation, relative to quality & growth prospects
- High margin of safety

QGLP works – Healthy Alpha across all products since inception



Source: MOAMC Internal Research Data as on 31st January 2021

Disclaimer: The above graph/data is used to explain the concept and is for illustration purpose only. The sector mentioned herein are for general and comparison purpose only and not a complete disclosure of every material fact. and should not used for development or implementation of an investment strategy. Past performance may or may not be sustained in future.

THINK EQUITY
THINK MOTILAL OSWAL

MOTILAL OSWAL
ASSET MANAGEMENT

BUY RIGHT
SIT TIGHT

Chairman – Investment Committee



Raamdeo Agrawal
Chairman, MOFSL

- Raamdeo Agrawal is the Co-Founder of Motilal Oswal Financial Services Limited (MOFSL).
- As Chairman of Motilal Oswal Asset Management Company, he has been instrumental in evolving the investment management philosophy and framework.
- He is on the National Committee on Capital Markets of the Confederation of Indian Industry (CII), and is the recipient of "Rashtriya Samman Patra" awarded by the Government of India.
- He has also featured on 'Wizards of Dalal Street' on CNBC. Research and stock-picking are his passions which are reflected in the book "Corporate Numbers Game" that he co-authored in 1986 along with Ram K Piparia.
- He has also authored the Art of Wealth Creation, that compiles insights from 21 years of his Annual 'Wealth Creation Studies'.
- Raamdeo Agrawal is an Associate of Institute of Chartered Accountants of India.

Fund Management Team



Chief Investment Officer(CIO)

Manish Sonthalia

- Manish has been managing the Strategy since inception and also serves as the Director of the Motilal Oswal India Fund, Mauritius.
- He has over 25 years of experience in equity research and fund management, with over 14 years with Motilal Oswal PMS.
- He has been the guiding pillar in the PMS investment process and has been managing various PMS strategies and AIFs at MOAMC.
- Manish holds various post graduate degrees including an MBA in Finance, FCA, Company Secretaryship (CS) and Cost & Works Accountancy (CWA).



Fund Manager

Atul Mehra

- Atul has over 11 years of experience in equity research and fund management specializing in mid and small cap space, with over 5 years with Motilal Oswal Group.
- Before joining Motilal Oswal, he was associated with Edelweiss Capital.
- Atul is a Chartered Financial Analyst (CFA) from CFA Institute, USA and a Masters in Commerce.

Thank you

THINK EQUITY
THINK MOTILAL OSWAL

MOTILAL OSWAL
ASSET MANAGEMENT

BUY RIGHT
SIT TIGHT

Disclaimer

Disclaimer: This presentation has been prepared and issued on the basis of internal data, publicly available information and other sources believed to be reliable. The information contained in this document is for general purposes only and not a complete disclosure of every material fact and terms and conditions. The information / data herein alone is not sufficient and shouldn't be used for the development or implementation of an investment strategy. It should not be construed as investment advice to any party. All opinions, figures, charts/graphs, estimates and data included in this presentation are as on date and are subject to change without notice. While utmost care has been exercised while preparing this document, Motilal Oswal Asset Management Company Limited does not warrant the completeness or accuracy of the information and disclaims all liabilities, losses and damages arising out of the use of this information. The statements contained herein may include statements of future expectations and other forward-looking statements that are based on our current views and assumptions and involve known and unknown risks and uncertainties that could cause actual results, performance or events to differ materially from those expressed or implied in such statements. Readers shall be fully responsible /liable for any decision taken on the basis of this presentation. No part of this document may be duplicated in whole or in part in any form and/or redistributed without prior written consent of the Motilal Oswal Asset Management Company Limited. Readers should before investing in the Scheme make their own investigation and seek appropriate professional advice. • Investments in Securities are subject to market and other risks and there is no assurance or guarantee that the objectives of any of the strategies of the Portfolio Management Services will be achieved. • Clients under Portfolio Management Services are not being offered any guaranteed/assured returns. • Past performance of the Portfolio Manager does not indicate the future performance of any of the strategies. • The name of the Strategies do not in any manner indicate their prospects or return. • The investments may not be suited to all categories of investors. • The material is based upon information that we consider reliable, but we do not represent that it is accurate or complete, and it should not be relied upon as such. • Neither Motilal Oswal Asset Management Company Ltd. (MOAMC), nor any person connected with it, accepts any liability arising from the use of this material. The recipient of this material should rely on their investigations and take their own professional advice. • Opinions, if any, expressed are our opinions as of the date of appearing on this material only. While we endeavor to update on a reasonable basis the information discussed in this material, there may be regulatory, compliance, or other reasons that prevent us from doing so. • The Portfolio Manager is not responsible for any loss or shortfall resulting from the operation of the strategy. • Recipient shall understand that the aforementioned statements cannot disclose all the risks and characteristics. The recipient is requested to take into consideration all the risk factors including their financial condition, suitability to risk return, etc. and take professional advice before investing. As with any investment in securities, the Value of the portfolio under management may go up or down depending on the various factors and forces affecting the capital market. Disclosure Document shall be obtained and read carefully before executing the PMS agreement. • Prospective investors and others are cautioned that any forward - looking statements are not predictions and may be subject to change without notice. • For tax consequences, each investor is advised to consult his / her own professional tax advisor. • This document is not for public distribution and has been furnished solely for information and must not be reproduced or redistributed to any other person. Persons into whose possession this document may come are required to observe these restrictions. No part of this material may be duplicated in any form and/or redistributed without 'MOAMCs prior written consent. • Distribution Restrictions – This material should not be circulated in countries where restrictions exist on soliciting business from potential clients residing in such countries. Recipients of this material should inform themselves about and observe any such restrictions. Recipients shall be solely liable for any liability incurred by them in this regard and will indemnify MOAMC for any liability it may incur in this respect.

Custodian: Deutsche Bank A.G. | Auditor: Aneesa & Associates. Concurrent Auditor | Depository: Central Depository Services Ltd Portfolio Manager: Motilal Oswal Asset Management Company Ltd. (MOAMC) | SEBI Registration No. : INP 000000670 THINK EQUITY THINK MOTILAL OSWAL For any PMS queries please call us on +91 81086 22222 / 022-4054 8002 (press 2 for PMS) or write to pmsquery@motilaloswal.com or visit www.motilaloswalmf.com