

INDIA'S  
1ST

## Nifty Midcap 150 Index Fund

### Introducing Motilal Oswal Nifty Midcap 150 Index Fund

Midcap companies are hidden gems as they are under-researched, under-valued and owned by few, yet they come with the potential to become large-cap companies in the long run. This Index Fund will help you to invest in such emerging companies at favorable valuations.

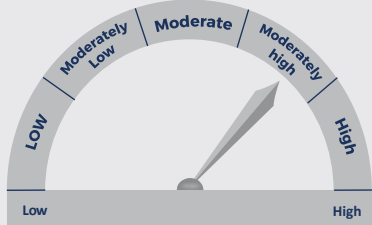
This Fund will track/replicate the constituents of Nifty Midcap 150 Index with the same weightage, and the expense ratio charged is less than that of actively managed funds.

What are you waiting for? Invest now

**NFO**  
Opens: 19<sup>th</sup> Aug 2019  
Closes: 30<sup>th</sup> Aug 2019

**THINK EQUITY  
THINK MOTILAL OSWAL**

**MOTILAL OSWAL**  
Asset Management **MUTUAL FUND**

<p>This product is suitable for investors who are seeking*</p>	 <p>Investors understand that their principal will be at Moderately High Risk</p> <p>Riskometer</p>
<ul style="list-style-type: none"><li>• Return that corresponds generally to the performance of the Nifty Midcap 150 index, subject to tracking error</li><li>• Equity and equity related securities covered by Nifty Midcap 150 Index</li><li>• Long term capital growth</li></ul>	

Mutual Fund investments are subject to market risks, read all scheme related documents carefully

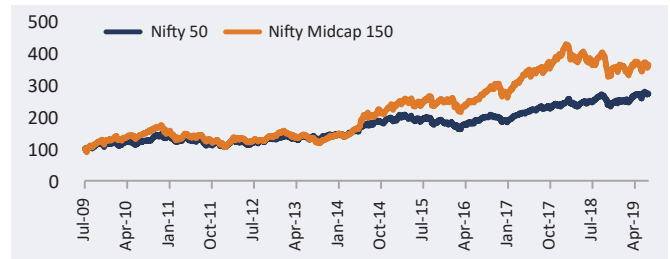
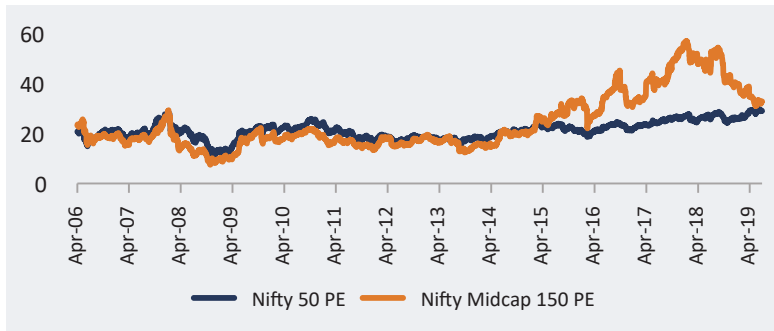


## Why invest in an Index Fund?

- Retirement Funds are mandated to invest at least 5% of annual accretion in Equities. Many of them have opted Equity ETFs/Index Funds for equity investment.
- **Eliminates fund manager risk** and therefore the risk of underperforming the benchmark
- **Diversification** –Generally tracks broad based indices thus reducing the impact of decline in value of any one stock or industry, sector
- **Low Costs** –Since index funds are passively managed, cost are kept relatively low
- **Long-term** – Fund managers change the stocks frequently. An investor who is looking to invest for over 10 years+ is better suited for index funds



## Midcaps currently trading at favorable valuations



Disclaimer: The above graphs are used to explain the concept and are for illustration purpose only and should not be used for development or implementation of an investment strategy. Past performance may or may not be sustained in Future.

Data as on 28<sup>th</sup> June 2019 Source: MOAMC Internal Research

- Midcap has better long-term returns and current valuations are favorable



## Midcaps Mutual Funds performance vs Benchmark

Scheme Name	1 Year	2 Year	3 Year	5 Year	7 Year	10 Year
Midcap Funds Category average	1.53	3.01	9.72	12.01	17.46	16.30
Indices						
Nifty Midcap 150 TRI	1.36	4.80	12.93	13.23	17.80	15.11

Indices	1 Year	2 Year	3 Year	5 Year	7 Year	10 Year
Nifty Midcap 150 TRI	1.36	4.80	12.93	13.23	17.80	15.11
Nifty 50 TRI	12.70	12.95	14.67	10.81	13.95	11.76

All figures are in % Source: MOAMC Internal Research. Past performance may or may not be sustained in Future.

Data as on 28<sup>th</sup> June 2019



## About Nifty Midcap 150 Index

- NIFTY Midcap 150 represents the next 150 companies (companies ranked 101-250) based on full market capitalization

- It is computed using free float market capitalization method, wherein the level of the index reflects the total free float market value of all the stocks in the index relative to particular base market capitalization value



## About Motilal Oswal Nifty Midcap 150 Index Fund

**Type of Scheme:** An open ended scheme replicating/tracking Nifty Midcap 150 Index

**Investment Objective:** The scheme seeks investment return that corresponds to the performance of Nifty Midcap 150 Index, subject to tracking error. However, there can be no assurance or guarantee that the investment objective of the scheme would be achieved.

**Benchmark:** Nifty Midcap 150 Index TRI

**Exit Load:** 1%- If redeemed on or before 3 months from the date of allotment. Nil- If redeemed after 3 months from the date of allotment.

**Entry Load:** N/A

**Fund Manager:** Mr. Swapnil Mayekar