


— Healthy bhi, tasty bhi.

# Invest in Motilal Oswal Nifty Next 50 Index Fund



A healthy portfolio with low market volatility & sweet returns in the long run, an ideal way to create wealth over the years.



<p><b>Name of the scheme</b></p> <p>Motilal Oswal Nifty Next 50 Index Fund (MOFNEXT50) (An open ended scheme replicating / tracking Nifty Next 50 Index)</p>	<p><b>This product is suitable for investors who are seeking*</b></p> <ul style="list-style-type: none"><li>• Return that corresponds to the performance of Nifty Next 50 Index subject to tracking error</li><li>• Equity and equity related securities covered by Nifty Next 50 Index</li><li>• Long term capital growth</li></ul>	<p>Riskometer</p>  <p>Investors understand that their principal will be at Very High risk</p>
<p>*Investors should consult their financial advisers if in doubt about whether the product is suitable for them.</p>		

**Mutual Fund investments are subject to market risks, read all scheme related documents carefully**

## About Nifty Next 50 Index

The Nifty Next 50 Index is designed to measure the performance of large cap stocks identified as 50 stocks after excluding constituents of Nifty 50 Index from composition of Nifty 100 Index.

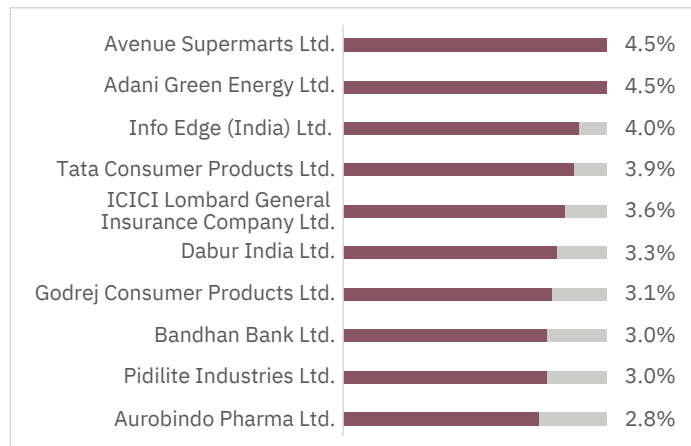
## Key attributes of Nifty Next 50 Index



## Index Performance (Annualised)

Period	Returns	Risk
1 Year	15.9%	27.0%
3 Year	2.8%	20.3%
5 Year	11.7%	18.5%
7 Year	15.5%	18.4%
10 Year	11.6%	18.3%
15 Year	13.9%	24.6%

## Top 10 Stocks



Performance Source/Disclaimer: Index Values – www.niftyindices.com; Performance as of Close of 31-Dec-2005 to 31-Dec-2020. Performance results have many inherent limitations and no representation is being made that any investor will, or is likely to achieve. Past performance may or may not be sustained in future. Composition Source/Disclaimer: MOAMC; Data as of Dec 31, 2020; the stocks mentioned above are used to explain the concept. The stocks may or may not be part of our portfolio/strategy/schemes. The above table/graph is used to explain the concept and is for illustration purpose only and should not be used for development or implementation of an investment strategy.

## Top 5 Sectors











Source: MOAMC; Data as of Dec 31, 2020; Sectors - Macro Economic Sectors as per AMFI Industry Classification; the stocks/sectors mentioned above are used to explain the concept and is for illustration purpose only and it should not be used for development or implementation of an investment strategy. It should not be construed as investment advice to any party. The stocks may or may not be part of our portfolio/strategy/schemes. Past performance may or may not be sustained in future.

## Index SIP Returns (SIP Amount of ₹ 10,000/- per month)

Description	1 Year	3 Years	5 Years	7 Years	10 Years
Returns	50.24%	12.34%	10.86%	11.91%	13.94%
Amount Invested	1,20,000	360,000	600,000	840,000	1,200,000
Market Value	1,50,501	4,32,915	7,88,513	12,84,006	24,86,286

Data as of close of Dec 31, 2020. For SIP returns, monthly investment of INR 10,000/- invested on the first business day of every month has been considered. The above is for illustration purpose only. The SIP amount, tenure of SIP, expected rate of return are assumed figures for the purpose of explaining the concept of advantages of SIP investments. The actual result may vary from depicted results depending on scheme selected. It should not be construed to be indicative of scheme performance in any manner. Past performance may or may not be sustained in future.

## About Motilal Oswal Nifty Next 50 Index Fund

 <p><b>Type of Scheme</b> An open ended scheme replicating/tracking Nifty Next 50 TR Index</p>	 <p><b>Investment Objective</b> The Scheme seeks investment return that corresponds to the performance of Nifty Next 50 Index subject to tracking error. However, there can be no assurance or guarantee that the investment objective of the Scheme would be achieved</p>
 <p><b>Minimum application amount</b> Lumpsum and SIP: Rs 500 &amp; in multiples of Re. 1/- thereafter</p>	 <p><b>Exit Load</b> 1% if redeemed on or before 15 days from allotment date, Nil if redeemed after 15 days from allotment date</p>
 <p><b>Benchmark</b> Nifty Next 50 TR Index</p>	 <p><b>Fund Manager</b> Mr. Swapnil Mayekar</p>
 <p><b>Launch Date</b> 23<sup>rd</sup> December 2019</p>	 <p><b>Total Expense ratio</b> Regular - 0.95% Direct - 0.30%</p>