


A FUND WITH POWER AND PROTECTION



Motilal Oswal Dynamic Fund

Fluctuating market conditions can cause you to worry about your equity investments. But with a fund that has the power and protection of both equity and debt, you need not worry!

Our Motilal Oswal Dynamic Fund (**MOFDYNAMIC**), uses our proprietary Motilal Oswal Value Index (MOVI) to calibrate exposure to equity as per changing market valuations. While equity powers creation of wealth, booking profits in a calibrated fashion aims to protect from downside during market corrections and short-term volatility.


Toll free number : 81086 22222 or 022-4054 8002 | **Visit**: www.motilaloswalmf.com

**THINK EQUITY
THINK MOTILAL OSWAL**



**BUY RIGHT
SIT TIGHT**

For individual nature of tax implications, investors are requested to consult their tax advisors before investing

Name of the scheme	This product is suitable for investors who are seeking*	Riskometer
Motilal Oswal Dynamic Fund (MOFDYNAMIC) An open ended dynamic asset allocation fund	<ul style="list-style-type: none"> • Long-term capital appreciation • Investment in equity, derivatives and debt instruments 	 <p>Investors understand that their principal will be at Moderately High risk</p>

*Investors should consult their financial advisers if in doubt about whether the product is suitable for them.

Mutual Fund investments are subject to market risks, read all scheme related documents carefully.

OUR INVESTMENT PHILOSOPHY - 'Buy Right : Sit Tight'

At Motilal Oswal Asset Management Company Limited (MOAMC), our investment philosophy and investing style is centered on 'Buy Right: Sit Tight' principle. 'Buy Right' means buying quality companies at a reasonable price and 'Sit Tight' means staying invested in them for a longer time to realise the full growth potential of the stocks.

BUY RIGHT STOCK CHARACTERISTICS

QGLP

- **'Q'quality** denotes quality of the business and management
- **'G'rowth** denotes growth in earnings and sustained RoE
- **'L'ongevity** denotes longevity of the competitive advantage or economic moat of the business
- **'P'rice** denotes our approach of buying a good business for a fair price rather than buying a fair business for a good price

INVESTMENT OBJECTIVE

The investment objective is to generate long term capital appreciation by investing in equity and equity related instruments including equity derivatives as well as debt instruments. However, there can be no assurance or guarantee that the investment objective of the Scheme would be achieved.

INVESTMENT PATTERN

Instruments	Indicative allocations (% of total assets)		Risk Profile
	Minimum	Maximum	High/Medium/Low
Equity and equity related instruments	65	100	High
Equity Derivatives	0	35	Low to Medium
Debt Instruments, Money Market Instruments, G-Secs, Cash and Cash at call, etc.	0	35	Low to Medium
Units issued by REITs and InvITs	0	10	Medium to High

TOP 10 HOLDINGS

Scrip	Holdings (%)
HDFC Bank Ltd.	7.0
HDFC Life Insurance Company Ltd.	6.0
Reliance Industries Ltd.	5.2
Maruti Suzuki India Ltd.	4.3
HDFC Ltd.	4.2
Bharti Airtel Ltd.	4.2
Eicher Motors Ltd.	4.0
United Spirits Ltd.	3.6
Britannia Industries Ltd.	3.3
Bajaj Finance Ltd.	3.1

ALLOCATION

Instrument Name	Weightage (%)
Equity	73.0
Bonds and NCDs	10.4
Fixed Deposit	Nil
Derivatives	Nil
Money Market Instrument (CD,CBLO & Treasury Bill)	16.3
Cash & Cash Equivalents) (including book value of futures)	0.3
Total	100.00

SIT TIGHT APPROACH

- **Buy and Hold:** We are strictly buy and hold investors and believe that picking the right business needs skill and holding onto these businesses to enable our investors to benefit from the entire growth cycle needs even more skill.
- **Focus:** Our portfolios are high conviction portfolios with 25 to 30 stocks being our ideal number. We believe in adequate diversification but over-diversification results in diluting returns for our investors and adding market risk

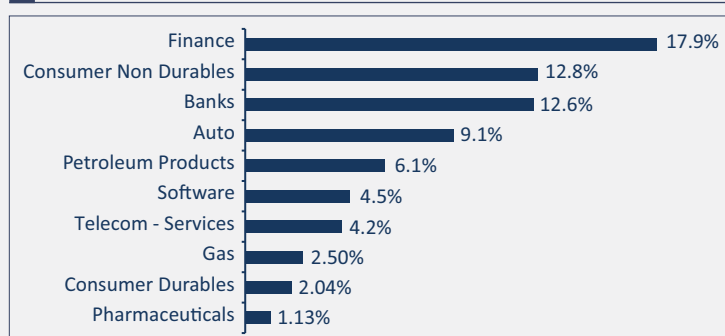
FUND MANAGERS

Fund Manager	Mr. Akash Singhania
Fund Manager (Debt Component)	Mr. Abhiroop Mukherjee

SCHEME DETAILS

NAV Regular Plan Growth Option (Rs.)	12.7004
NAV Regular Plan Quarterly Dividend Option (Rs.)	11.4709
NAV Regular Plan Annual Dividend Option (Rs.)	11.9467
NAV Direct Plan Growth Option (Rs.)	13.2461
NAV Direct Plan Quarterly Dividend Option (Rs.)	11.4153
NAV Direct Annual Dividend Option (Rs.)	12.1596
Monthly AAUM (in Rs Crs)	1094.5
Latest AUM (30-June-2020) (in Rs Crs.)	1111.5
Portfolio Turnover Ratio	3.6

SECTOR ALLOCATION



Industry classification as recommended by AMFI