

October 2021 (Data as on 30th September 2021. Inception date - 17th October 2019)



INVESTMENT APPROACH

Scheme Name: Motilal Oswal Large & Midcap Fund

Investment Objective:

The investment objective of the Scheme is to provide medium to long-term capital appreciation by investing primarily in Large and Midcap stocks. However, there can be no assurance or guarantee that the investment objective of the Scheme would be achieved.

Benchmark: Nifty Large Midcap 250 TRI

Scheme Details:

NAV Regular Plan Growth Option (Rs.)	16.5956
NAV Regular Plan IDCW Option (Rs.)	16.5955
NAV Direct Plan Growth Option (Rs.)	17.1745
NAV Direct Plan IDCW Option (Rs.)	17.1600
Monthly AAUM (in Rs Crs.)	841.03
Latest AUM (30-Sep-2021) (in Rs Crs.)	852.27



KEY FEATURES & PORTFOLIO ATTRIBUTES

Invests in a mix of high quality Large and mid cap companies

Aims to create a high growth and low volatility portfolio

Focused on investing in industry leaders, positioned to benefit from market consolidation

Identifying companies with competitive advantages that can enable sustained profitability



PORTFOLIO ACTIONS IN LAST 3 MONTHS

Companies Added:

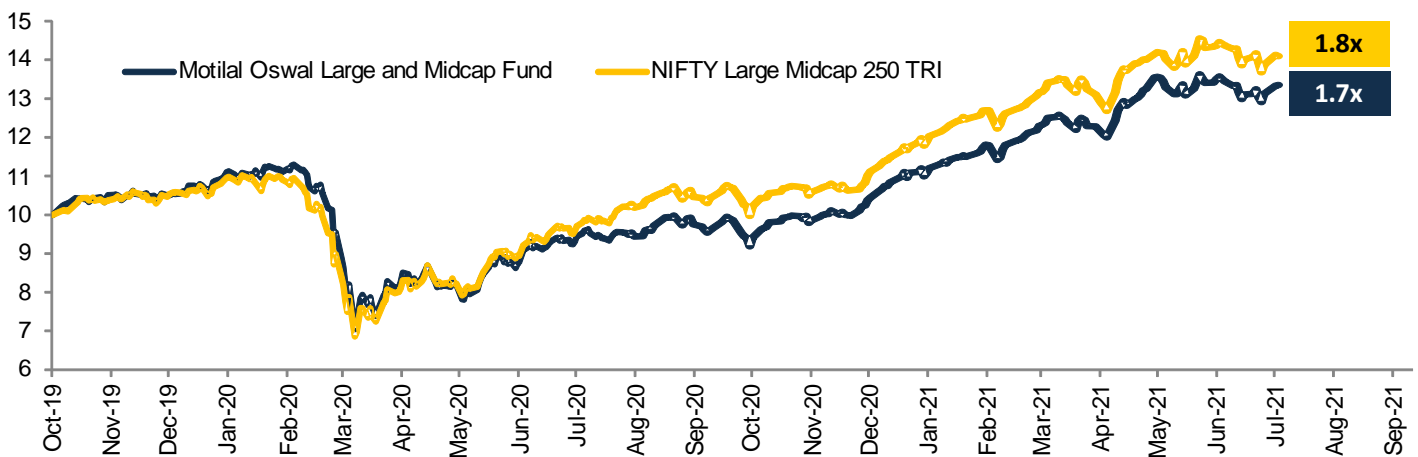
Fortis Healthcare Ltd.

Companies Exited:

-



Performance Since Inception

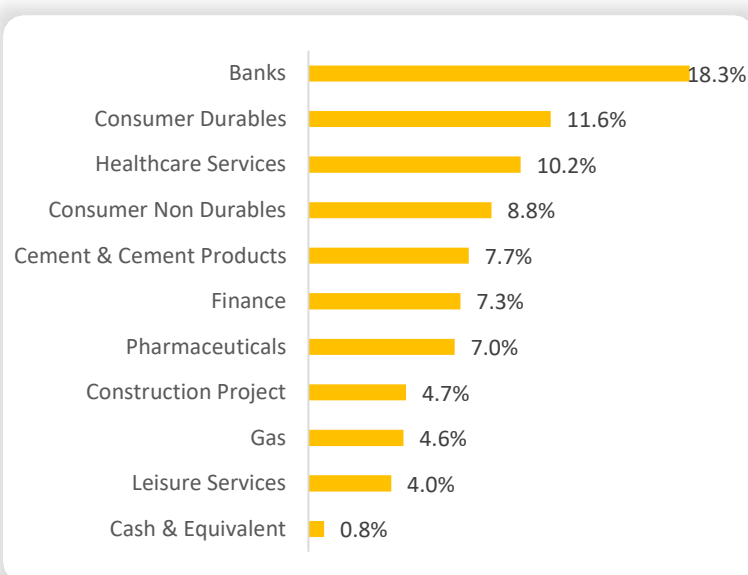


Returns in %	1 Year		Since Inception	
	CAGR (%)	Rs. 10,000	CAGR (%)	Rs. 10,000
Motilal Oswal Large & Midcap Fund	71.3	17,134	29.6	16,596
Nifty Large Midcap 250 TRI	67.6	16,762	33.2	17,513
Nifty 50 TRI	58.5	15,854	25.2	15,533

Source: Internal Analysis. The above is used to explain the concept and is for illustration purpose only and should not used for development or implementation of an investment strategy. Past performance may or may not be sustained in future.

PORTFOLIO & SECTORAL ALLOCATION

Top 10 Holdings	(%) of Holding
ICICI Bank Ltd	6.3
Cholamandalam Investment and Finance Company Ltd	5.9
State Bank of India	5.2
Larsen & Toubro Ltd	4.7
Gujarat Gas Ltd	4.6
Birla Corporation Ltd	4.5
Jubilant Foodworks Ltd	4.0
Max Healthcare Institute Ltd	3.9
Crompton Greaves Consumer Electricals Ltd	3.8
The Phoenix Mills Ltd	3.6



Industry classification as recommended by AMFI

STRATEGY CONTRIBUTORS (1 YEAR TRAILING)

Top 5	Contribution
ICICI Bank Ltd	7.7%
Max Financial Services Ltd.	4.3%
Birla Corporation Ltd	4.2%
Cholamandalam Investment & Finance Co. Ltd	4.1%
Gujarat Gas Co. Ltd	3.9%

Bottom 5	Contribution
Fortis Healthcare Ltd	-0.2%
Balkrishna Industries Ltd	-0.2%
Tube Investments of India Ltd	0.1%
Whirlpool Of India Limited	0.1%
Maruti Suzuki India Ltd	0.3%

Source: ValueFY and Internal Analysis

Disclaimer: The Stocks mentioned above are used to explain the concept and is for illustration purpose only and should not be used for development or implementation of any investment strategy. It should not be construed as investment advice to any party. The stocks may or may not be part of our portfolio/strategy/ schemes. Past performance may or may not be sustained in future

MARKET CAPITALIZATION

Market Cap	Weightage (%)
Large Cap	50%
Mid Cap	39%
Small Cap	11%

Source: Market Categorization as recommended by AMFI

How Buy Right : Sit Tight works

Company	Initial Purchase Date	Initial Purchase Price	Current Price	Absolute Growth	CAGR (%)
Torrent Pharma	Oct-19	1647	3086	87%	38%
Muthoot Finance	Oct-19	678	1450	114%	48%

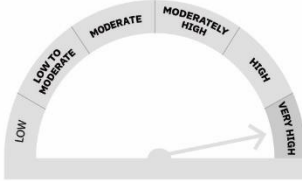
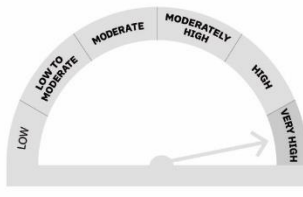
Disclaimer: The Stocks mentioned above are used to explain the concept and is for illustration purpose only and should not be used for development or implementation of any investment strategy. It should not be construed as investment advice to any party. The stocks may or may not be part of our portfolio/strategy/ schemes. Past performance may or may not be sustained in future

Mutual Fund Investments are subject to market risks, read all scheme related documents carefully

THINK EQUITY
THINK MOTILAL OSWAL

MOTILAL OSWAL
Asset Management
MUTUAL FUND

BUY RIGHT
SIT TIGHT

Name of the scheme	Scheme Riskometer	Benchmark Riskometer Nifty Large Midcap 250 TRI
Motilal Oswal Large and Midcap Fund (MOFLM) (Large and Midcap Fund - An open ended equity scheme investing in both large cap and mid cap stocks)		
This product is suitable for investors who are seeking*	Investors understand that their principal will be at Very High risk	
<ul style="list-style-type: none"> • Long-term capital growth • Investment predominantly in equity and equity related instruments of large and midcap stocks 		

*Investors should consult their financial advisers if in doubt about whether the product is suitable for them.

Source: Internal Analysis; The stocks mentioned herein are for general and comparison purpose only and not a complete disclosure of every material fact. The performance of the above stocks may or may not be sustained in future. It should not be construed as investment advice to any party. The stock prices are adjusted for corporate action.

Disclaimers and Risk Factors: The performance of schemes of Motilal Oswal Mutual Fund is Benchmarked to the Total Return variant of respective Index chosen as Benchmark as against Price Return variant of respective Benchmark Index. In case, the start/end date of the concerned period is non business date (NBD), the NAV of the previous date is considered for computation of returns. The NAV per unit shown in the table is as on the start date of the said period. Past performance may or may not be sustained in the future. Performance is for Regular Plan Growth Option. Different plans have different expense structure. This scheme is currently managed by Mr. Aditya Khemani (equity portion) and Mr. Abhiroop Mukherjee (Debt portion) since inception of the fund. Kindly refer to the website www.motilaloswalmf.com to see the performance of the funds managed by the same Fund Manager

Mutual Fund Investments are subject to market risks, read all scheme related documents carefully

THINK EQUITY
THINK MOTILAL OSWAL

MOTILAL OSWAL
Asset Management
MUTUAL FUND

BUY RIGHT
SIT TIGHT