

MONTHLY Communique

As on 31st August 2020



BUY RIGHT : SIT TIGHT

Buying quality companies and riding their growth cycle

THINK EQUITY
THINK MOTILAL OSWAL

MOTILAL OSWAL
Asset Management
PORTFOLIO STRATEGY

BUY RIGHT
SIT TIGHT

Value Strategy

Investment Objective

The Strategy aims to benefit from the long term compounding effect on investments done in good businesses, run by great business managers for superior wealth creation. Value is a large cap* oriented strategy where investments are made with long term perspective with industry leaders.

*The selection of the stocks will be based on the criteria of strategy at the time of initial ideation and investment made as per the model portfolio of the strategy

Details

Fund Manager : Shrey Loonker
 Co-Fund Manager : Susmit Patodia
 Strategy Type : Open ended
 Date of Inception : 24th March 2003
 Benchmark : Nifty 50 Index
 Investment Horizon : 3 Years +

Market Capitalization

Market Capitalization	% Equity
Large cap	65.2
Mid cap	32.0
Small cap	0.0

Top 10 Holdings

Particulars	% Allocation
Max Financial Services Ltd.	11.9
ICICI Bank Ltd.	9.2
HDFC Life Insurance Company Ltd.	8.8
HDFC Bank Ltd.	8.4
Bharti Airtel Ltd.	5.6
Dr Reddy's Laboratories Ltd.	5.4
Ipca Laboratories Ltd.	5.1
Maruti Suzuki India Ltd.	4.0
Hindustan Unilever Ltd.	3.7
Tube Investments of India Ltd.	3.7

Data as on 31st August 2020

Top Sectors

Sector Allocation	% Allocation*
Banking	24.2
Non-Lending Financials	20.8
Pharmaceuticals	14.0
NBFC	7.7
Consumer Staples	7.0
Oil & Gas	6.0
Telecom - Services	5.6
Cash	2.9

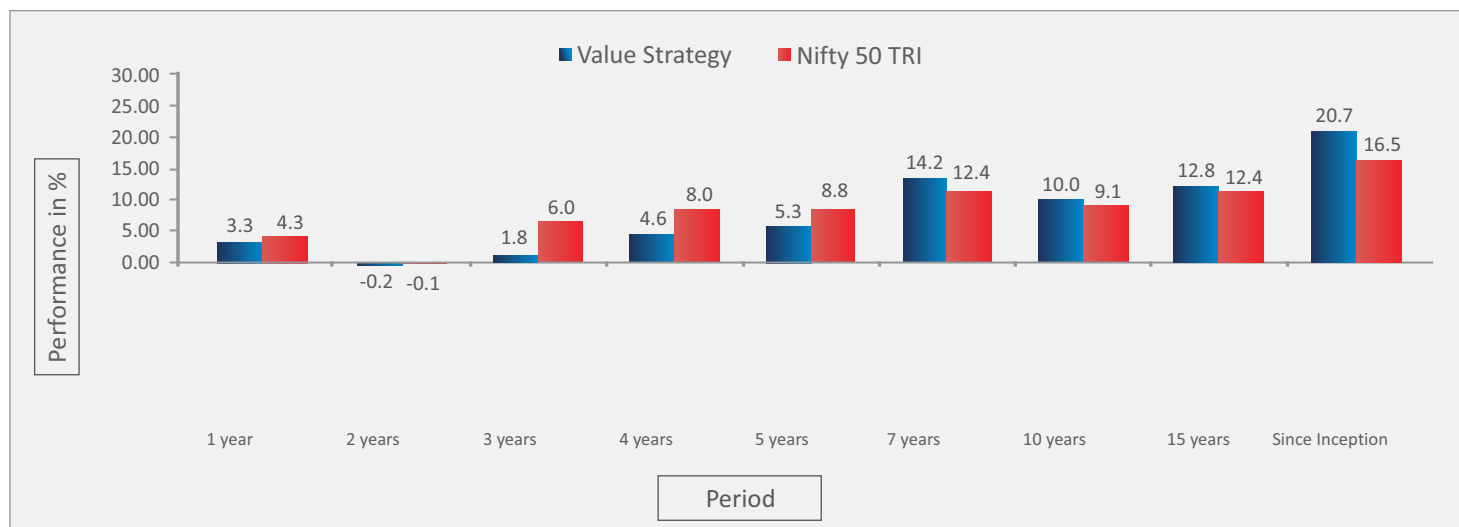
Data as on 31st August 2020

*Above 5% & Cash

Key Portfolio Analysis

Performance Data (Since Inception)	Value	Nifty 50
Standard Deviation (%)	21.0%	20.8%
Beta	1.0	1.0

Data as on 31st August 2020



The Above strategy returns are of a Model Client. Returns of individual clients may differ depending on factors such as time of entry/exit/ additional inflows in the strategy. The Above returns are calculated on NAV basis and are based on the closing market prices as on 31st August 2020. Past performance may or may not be sustained in future. Returns above 1 year are annualized. Please refer to the disclosure document for further information.

Next Trillion Dollar Opportunity Strategy

Investment Objective

The Strategy aims to deliver superior returns by investing in stocks from sectors that can benefit from the Next Trillion Dollar GDP growth. It aims to predominantly invest in Small and Mid Cap stocks* with a focus on identifying potential winners that would participate in successive phases of GDP growth. Focus is on businesses benefitting from growth in GDP.

*The selection of the stocks will be based on the criteria of strategy at the time of initial ideation and investment made as per the model portfolio of the strategy

Details

Fund Manager : Manish Sonthalia
 Strategy Type : Open ended
 Date of Inception : 05th December 2007
 Benchmark : Nifty 500
 Investment Horizon : 3 Years +

Market Capitalization

Market Capitalization	% Equity
Large cap	49.6
Mid cap	47.5
Small cap	3.0

Top 10 Holdings

Particulars	% Allocation
Kotak Mahindra Bank Ltd.	10.9
Voltas Ltd.	10.7
Reliance Industries Ltd.	5.7
ICICI Bank Ltd.	5.6
Max Financial Services Ltd.	5.5
Ipca Laboratories Ltd.	5.2
Eicher Motors Ltd.	4.9
Hindustan Unilever Ltd.	4.7
L&T Technology Services Ltd.	4.6
Page Industries Ltd.	4.0

Data as on 31st August 2020

Top Sectors

Sector Allocation	% Allocation*
Banking	21.3
Consumer Discretionary	14.6
Consumer Staples	13.1
Oil & Gas	10.4
Software	10.1
Pharmaceuticals	7.0
Non-Lending Financials	5.5
Cash	-0.1

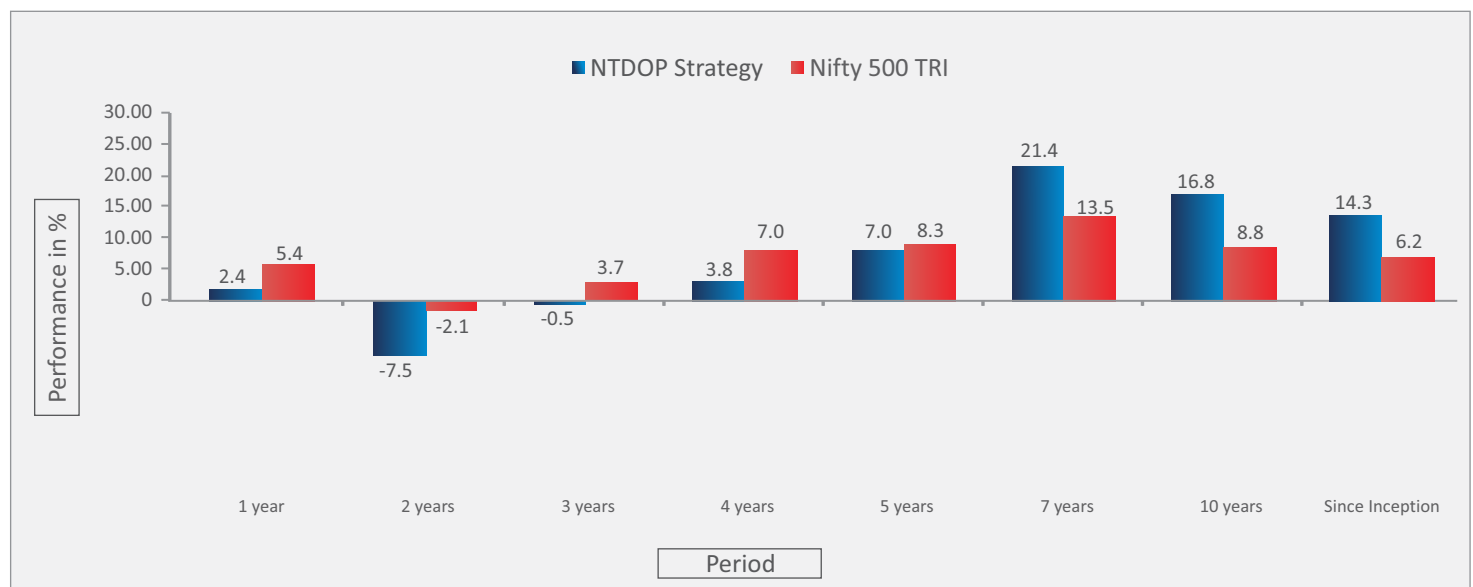
Data as on 31st August 2020

*Above 5% & Cash

Key Portfolio Analysis

Performance Data (Since Inception)	NTDOP	Nifty 500
Standard Deviation (%)	19.8%	20.0%
Beta	0.9	1

Data as on 31st August 2020



The Above strategy returns are of a Model Client. Returns of individual clients may differ depending on factors such as time of entry/exit/ additional inflows in the strategy. The Above returns are calculated on NAV basis and are based on the closing market prices as on 31st August 2020. Past performance may or may not be sustained in future. Returns above 1 year are annualized. Please refer to the disclosure document for further information.

India Opportunity Portfolio Strategy

Investment Objective

The Strategy aims to generate long term capital appreciation by creating a focused portfolio of high growth stocks having the potential to grow more than the nominal GDP for next 5-7 years across market capitalization and which are available at reasonable market prices. The strategy is for investors who are keen to generate wealth by participating in India's growth story over a period of time.

The selection of the stocks will be based on the criteria of strategy at the time of initial ideation and investment made as per the model portfolio of the strategy

Details

Fund Manager	: Mr. Manish Sonthalia
Strategy Type	: Open ended
Date of Inception	: 11th Feb. 2010
Benchmark	: Nifty Smallcap 100
Investment Horizon	: 3 Years +

Market Capitalization

Market Capitalization	% Equity
Large cap	18.9
Mid cap	34.1
Small cap	45.6

Top 10 Holdings

Particulars	% Allocation
Alkem Laboratories Ltd.	8.4
Birla Corporation Ltd.	8.2
Aegis Logistics Ltd.	8.1
TTK Prestige Ltd.	7.2
ICICI Securities Ltd.	7.1
Mahanagar Gas Ltd.	6.7
Can Fin Homes Ltd.	5.7
Gabriel India Ltd.	5.4
Reliance Industries Ltd.	5.3
Kajaria Ceramics Ltd.	5.1

Data as on 31st August 2020

Top Sectors

Sector Allocation	% Allocation*
Oil and Gas	20.2
Consumer Discretionary	14.5
Pharmaceuticals	10.0
Cement	8.2
Auto Ancillaries	7.2
Non-Lending Financials	7.1
Construction	6.5
NBFC	5.7
Cash	1.4

Data as on 31st August 2020

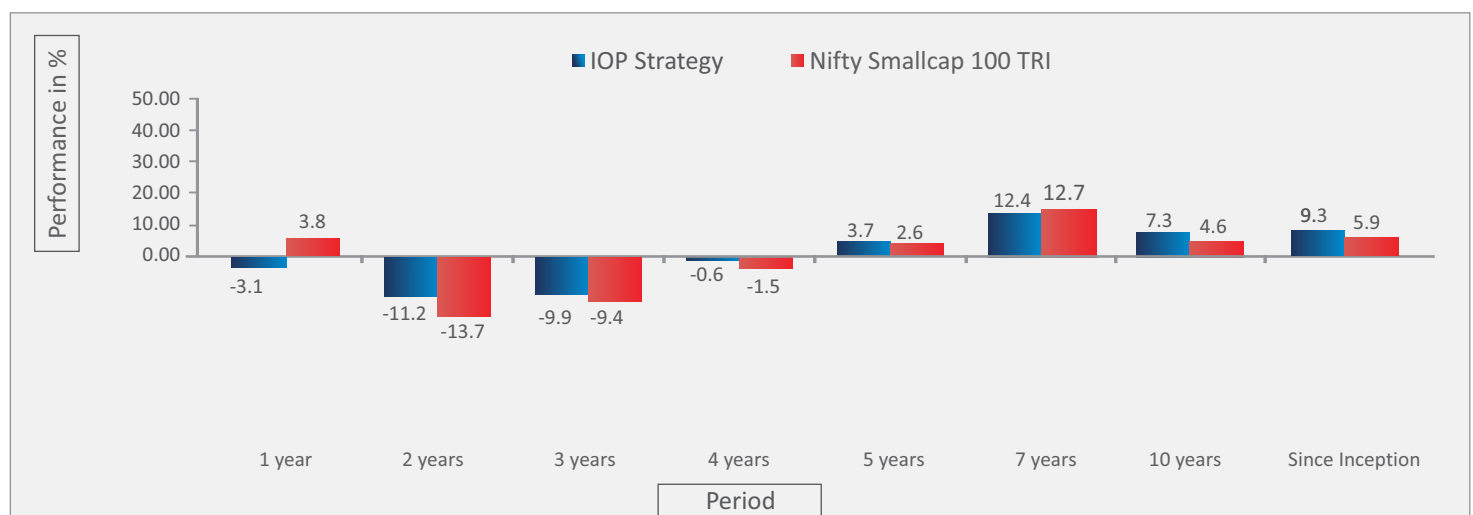
*Above 5% & Cash

For Investors invested post 18th March 2019, portfolio holdings may differ from the one stated above. For any queries, you can call us at +91 22 40548002 (press 2) or write to us at pmsquery@motilaloswal.com

Key Portfolio Analysis

Performance Data (Since Inception)	IOP	Nifty Smallcap 100
Standard Deviation (%)	20.3%	23.4%
Beta	0.75	1.0

Data as on 31st August 2020



The Above strategy returns are of a Model Client. Returns of individual clients may differ depending on factors such as time of entry/exit/ additional inflows in the strategy. The Above returns are calculated on NAV basis and are based on the closing market prices as on 31st August 2020. Past performance may or may not be sustained in future. Returns above 1 year are annualized. Please refer to the disclosure document for further information.

India Opportunity Portfolio V2 Strategy

Investment Objective

The Strategy aims to deliver superior returns by investing in stocks from sectors that can benefit from India's emerging businesses. It aims to predominantly invest in Small and Midcap stocks* with a focus on identifying potential winners. Focus on Sectors and Companies which promise a higher than average growth.

*The selection of the stocks will be based on the criteria of strategy at the time of initial ideation and investment made as per the model portfolio of the strategy

Details

Fund Manager	: Mr. Manish Sonthalia
Strategy Type	: Open ended
Date of Inception	: 5th Feb. 2018
Benchmark	: Nifty Smallcap 100
Investment Horizon	: 3 Years +

Market Capitalization

Market Capitalization	% Equity
Large cap	20.3
Mid cap	38.8
Small cap	41.1

Top 10 Holdings

Particulars	% Allocation
Larsen & Toubro Infotech Ltd.	10.2
Reliance Industries Ltd.	10.1
Ipca Laboratories Ltd.	9.2
Central Depository Services (India) Ltd.	7.2
Bajaj Electricals Ltd.	7.2
Cholamandalam Investment and Finance Company Ltd.	6.9
Godrej Agrovet Ltd.	6.6
Avanti Feeds Ltd.	5.2
ICICI Securities Ltd.	4.8
JK Lakshmi Cement Ltd.	4.4

Data as on 31st August 2020

Top Sectors

Sector Allocation	% Allocation*
Consumer Discretionary	14.1
Non-Lending Financials	12.0
Software	11.9
Consumer Staples	11.8
NBFC	10.4
Oil & Gas	10.1
Pharmaceuticals	9.2
Industrial Products	6.0
Cash	-0.2

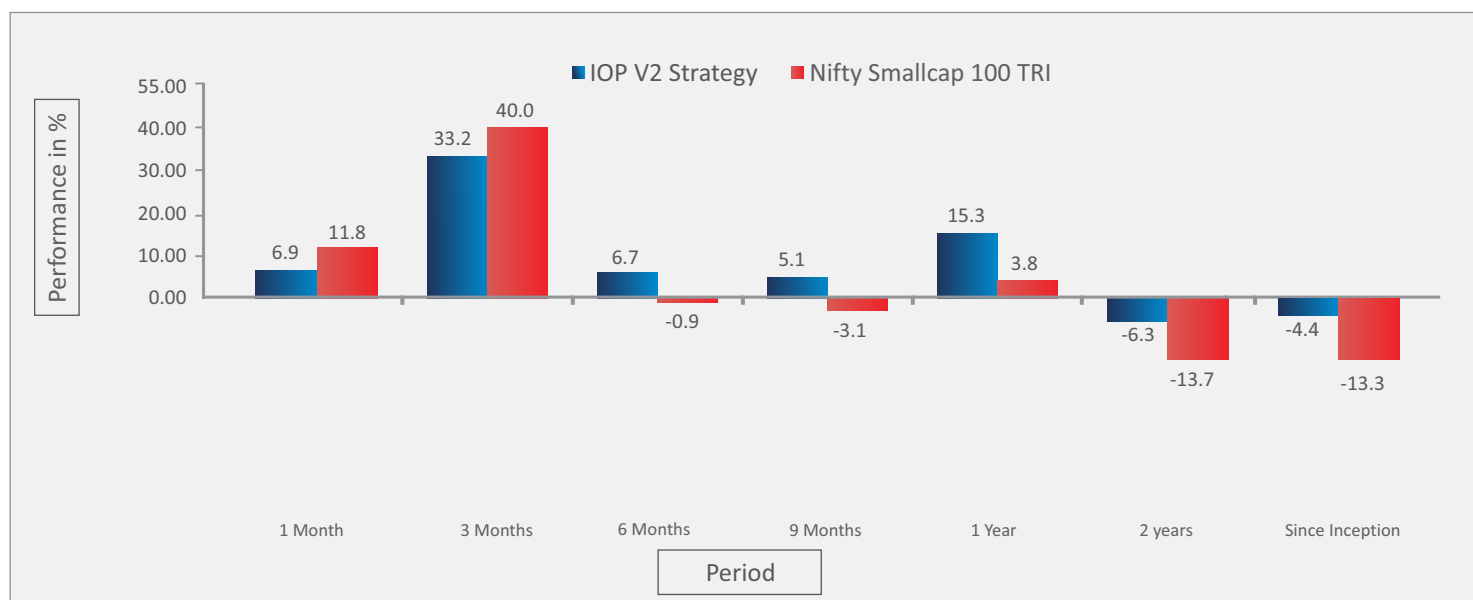
Data as on 31st August 2020

*Above 5% & Cash

Key Portfolio Analysis

Performance Data (Since Inception)	IOP V2	Nifty Smallcap 100
Standard Deviation (%)	28.3%	29.4%
Beta	0.9	1.0

Data as on 31st August 2020



The Above strategy returns are of a Model Client. Returns of individual clients may differ depending on factors such as time of entry/exit/ additional inflows in the strategy. The Above returns are calculated on NAV basis and are based on the closing market prices as on 31st August 2020. Past performance may or may not be sustained in future. Returns above 1 year are annualized. Please refer to the disclosure document for further information.

Business Opportunities Strategy

Investment Objective

The investment objective of the Strategy is to achieve long term capital appreciation by primarily investing in equity & equity related across market capitalization. It aims to predominantly invest in emerging themes with focus on themes like affordable housing, agricultural growth, GST and value migration from PSU banks to Private Sector Banks.

The selection of the stocks will be based on the criteria of strategy at the time of initial ideation and investment made as per the model portfolio of the strategy

Details

Fund Manager : Mr. Manish Sonthalia
 Associate Fund Manager : Mr. Atul Mehra
 Strategy Type : Open ended
 Date of Inception : 16th Jan. 2018
 Benchmark : Nifty 500
 Investment Horizon : 3 Years +

Market Capitalization

Market Capitalization	% Equity
Large cap	73.6
Mid cap	22.3
Small cap	4.1

Top 10 Holdings

Particulars	% Allocation
Max Financial Services Ltd.	12.5
HDFC Bank Ltd.	10.6
Tata Consultancy Services Ltd.	9.9
Kotak Mahindra Bank Ltd.	9.0
ICICI Bank Ltd.	8.1
Bata India Ltd.	6.8
Eicher Motors Ltd.	5.7
Larsen & Toubro Infotech Ltd.	5.7
Britannia Industries Ltd.	5.6
HDFC Life Insurance Company Ltd.	5.3

Data as on 31st August 2020

Top Sectors

Sector Allocation	% Allocation*
Banks	27.7
Non-Lending Financials	17.8
Consumer Staples	16.9
Software	15.7
Consumer Discretionary	13.2
Auto	5.7
Cash	-0.1

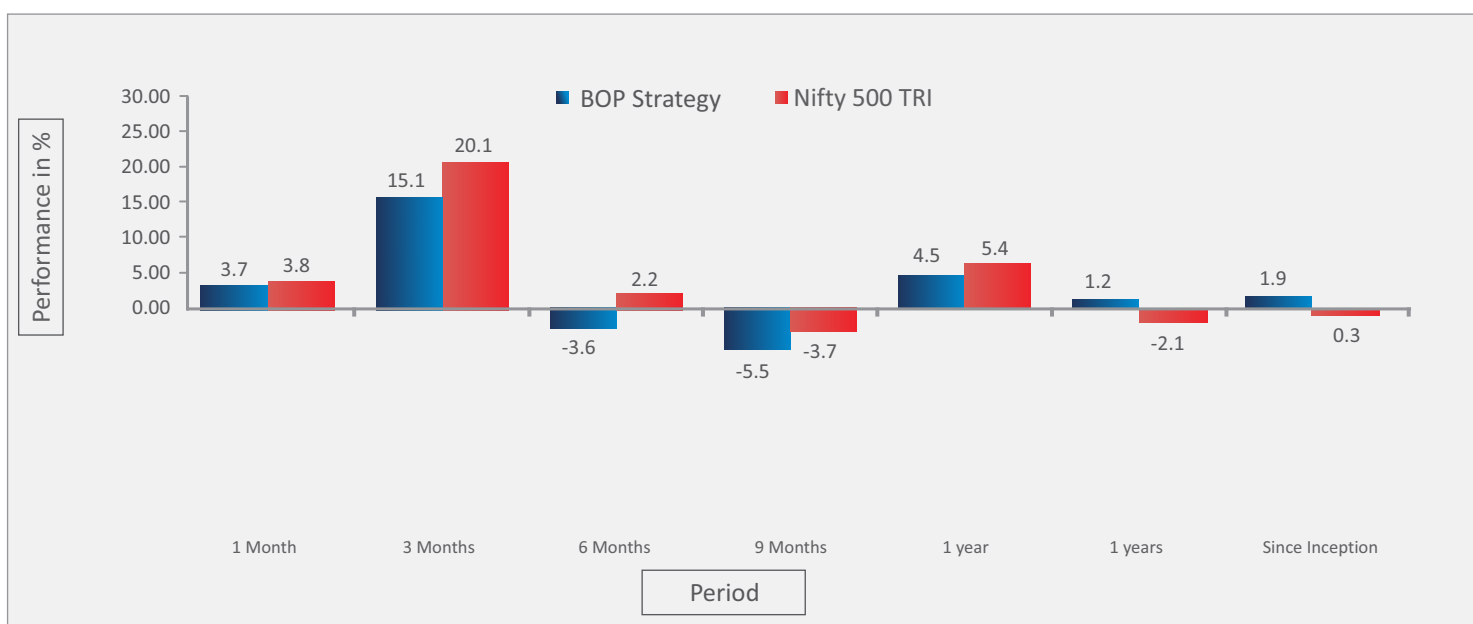
Data as on 31st August 2020

*Above 5% & Cash

Key Portfolio Analysis

Performance Data (Since Inception)	BOP	Nifty 500
Standard Deviation (%)	30.0%	29.6%
Beta	1.0	1.0

Data as on 31st August 2020



The Above strategy returns are of a Model Client. Returns of individual clients may differ depending on factors such as time of entry/exit/ additional inflows in the strategy. The Above returns are calculated on NAV basis and are based on the closing market prices as on 31st August 2020. Past performance may or may not be sustained in future. Returns above 1 year are annualized. Please refer to the disclosure document for further information.



Risk Disclosure And Disclaimer

All opinions, figures, charts/graphs, estimates and data included in this document are as on date and are subject to change without notice. While utmost care has been exercised while preparing this document, Motilal Oswal Asset Management Company Limited does not warrant the completeness or accuracy of the information and disclaims all liabilities, losses and damages arising out of the use of this information. No part of this document may be duplicated in whole or in part in any form and/or redistributed without prior written consent of the Motilal Oswal Asset Management Company Limited. Readers should before investing in the Strategy make their own investigation and seek appropriate professional advice. Investments in Securities are subject to market and other risks and there is no assurance or guarantee that the objectives of any of the strategies of the Portfolio Management Services will be achieved. Clients under Portfolio Management Services are not being offered any guaranteed/assured returns. Past performance of the Portfolio Manager does not indicate the future performance of any of the strategies. The name of the Strategies do not in any manner indicate their prospects or return. The investments may not be suited to all categories of investors. Neither Motilal Oswal Asset Management Company Ltd. (MOAMC), nor any person connected with it, accepts any liability arising from the use of this material. The recipient of this material should rely on their investigations and take their own professional advice. While we endeavor to update on a reasonable basis the information discussed in this material, there may be regulatory, compliance, or other reasons that prevent us from doing so. The Portfolio Manager is not responsible for any loss or shortfall resulting from the operation of the strategy. Recipient shall understand that the aforementioned statements cannot disclose all the risks and characteristics. The recipient is requested to take into consideration all the risk factors including their financial condition, suitability to risk return, etc. and take professional advice before investing. As with any investment in securities, the value of the portfolio under management may go up or down depending on the various factors and forces affecting the capital market. For tax consequences, each investor is advised to consult his / her own professional tax advisor. This document is not for public distribution and has been furnished solely for information and must not be reproduced or redistributed to any other person. Persons into whose possession this document may come are required to observe these restrictions. No part of this material may be duplicated in any form and/or redistributed without MOAMCs prior written consent. Distribution Restrictions - This material should not be circulated in countries where restrictions exist on soliciting business from potential clients residing in such countries. Recipients of this material should inform themselves about and observe any such restrictions. Recipients shall be solely liable for any liability incurred by them in this regard and will indemnify MOAMC for any liability it may incur in this respect. Securities investments are subject to market risk. Please read on carefully before investing.

Portfolio Management Services | Regn No. PMS INP 000000670

For any PMS queries please call us on +91 81086 22222 / 022-4054 8002 (press 2 for PMS)
or write to pmsquery@motilaloswal.com or visit www.motilaloswalmf.com

THINK EQUITY
THINK MOTILAL OSWAL



BUY RIGHT
SIT TIGHT