

October 2021 (Data as on 30th September 2021. Inception date - 13th May 2013)



## INVESTMENT APPROACH

**Scheme Name:** Motilal Oswal Focused 25 Fund

### Investment Objective:

The investment objective of the Scheme is to achieve long term capital appreciation by investing in upto 25 companies with long term sustainable competitive advantage and growth potential. However, there can be no assurance or guarantee that the investment objective of the Scheme would be achieved.

**Benchmark:** Nifty 50 TRI

### Scheme Details:

NAV Regular Plan Growth Option (Rs.)	33.9889
NAV Regular Plan IDCW Option (Rs.)	19.9485
NAV Direct Plan Growth Option (Rs.)	38.0240
NAV Direct Plan IDCW Option (Rs.)	22.2595
Monthly AAUM (in Rs Crs.)	1873.87
Latest AUM (30-Sep-2021) (in Rs Crs.)	1832.25



## KEY FEATURES & PORTFOLIO ATTRIBUTES

Large Cap oriented Focused category fund

The 1st equity oriented scheme launched by MOAMC in 2013

7+ year track record with outperformance of 15.7% since inception as on 30th September 2021

Bottom up stock picking - overlap with index is least in the category



## PORTFOLIO ACTIONS IN LAST 3 MONTHS

### Companies Added:

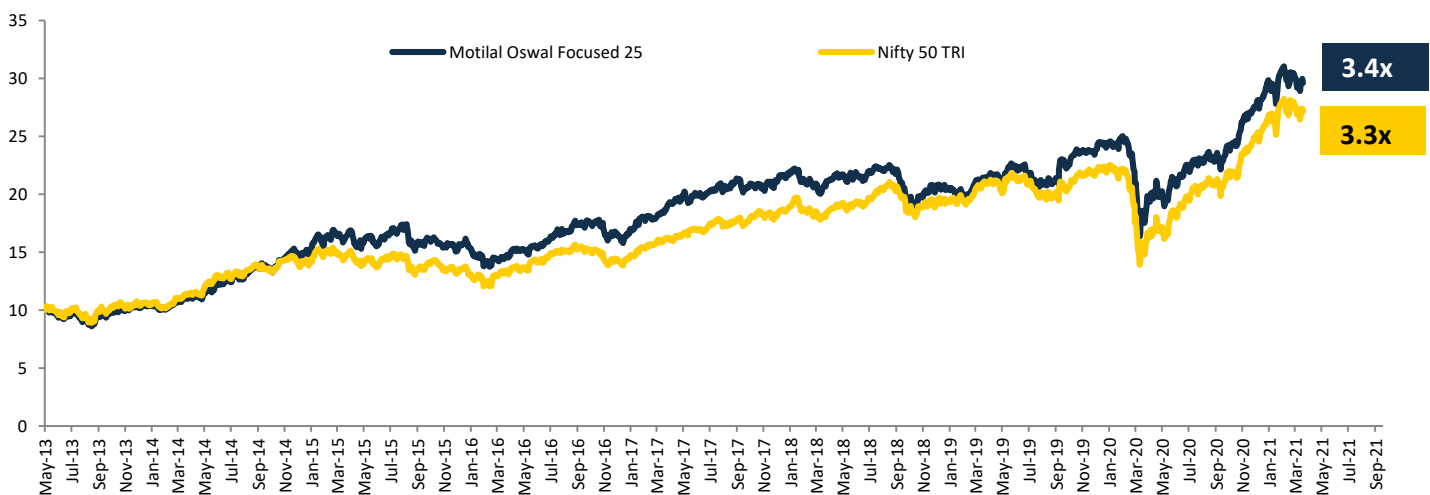
-

### Companies Exited:

Indian Railway Catering & Tourism Corporation Ltd.



## Performance Since Inception

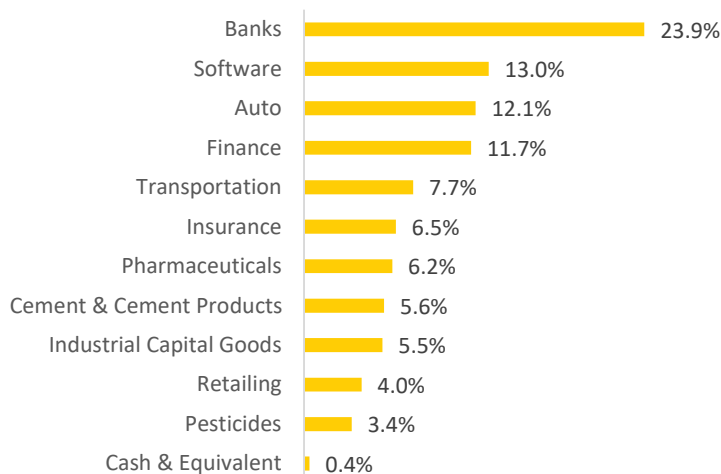


Returns in %	1 Year		3 Year		5 Year		Since Inception	
	CAGR (%)	Rs. 10,000	CAGR (%)	Rs. 10,000	CAGR (%)	Rs. 10,000	CAGR (%)	Rs. 10,000
Motilal Oswal Focused 25 Fund	48.2	14,816	18.3	16,573	14.5	19,693	15.7	33,989
Nifty 50 TRI	58.5	15,854	18.6	16,696	16.8	21,757	15.2	32,757
S&P BSE SENSEX TRI	57.0	15,696	19.0	16,888	17.6	22,498	15.6	33,649

**Source:** Internal Analysis. The above is used to explain the concept and is for illustration purpose only and should not be used for development or implementation of an investment strategy. Past performance may or may not be sustained in future.

## PORTFOLIO & SECTORAL ALLOCATION

Top 10 Holdings	(%) of Holding
HDFC Bank Ltd	9.4
Housing Development Finance Corporation Ltd	9.4
Bajaj Auto Ltd	9.2
Tata Consultancy Services Ltd	9.0
ICICI Bank Ltd	7.8
Container Corporation of India Ltd	7.7
Kotak Mahindra Bank Ltd	6.7
ABB India Ltd	5.5
HDFC Life Insurance Company Ltd	4.5
Infosys Ltd	4.0



Industry classification as recommended by AMFI

## STRATEGY CONTRIBUTORS (1 YEAR TRAILING)

Top 5	Contribution
ICICI Bank Ltd	5.5%
Housing Development Finance Corpn. Ltd	5.4%
HDFC Bank Ltd	4.8%
Kotak Mahindra Bank Ltd	4.5%
Container Corpn. Of India Ltd	4.3%

Bottom 5	Contribution
Reliance Industries Ltd	-1.1%
ITC Ltd	-0.1%
Dr. ReddyS Laboratories Ltd	0.1%
Bajaj Auto Ltd	0.2%
Maruti Suzuki India Ltd	0.3%

Source: Value FY and Internal Analysis

**Disclaimer:** The Stocks mentioned above are used to explain the concept and is for illustration purpose only and should not be used for development or implementation of any investment strategy. It should not be construed as investment advice to any party. The stocks may or may not be part of our portfolio/strategy/ schemes. Past performance may or may not be sustained in future

## MARKET CAPITALIZATION

Market Cap	Weightage (%)
Large Cap	77%
Mid Cap	20%
Small Cap	3%

Source: Market Categorization as recommended by AMFI

## Risk Ratios

3 Year Data	Strategy
Standard Deviation	20.4
Sharpe Ratio #	0.7
Portfolio Turnover Ratio	0.4
Beta	0.9

#Risk free returns based on last overnight MIBOR cut-off of 3.49%.  
Data as on 30th September, 2021

## How Buy Right : Sit Tight works

Company	Initial Purchase Date	Initial Purchase Price	Current Price	Absolute Growth	CAGR (%)
Maruti Suzuki India	Aug-14	2423	7338	203%	17%
Kotak Mahindra Bank	Aug-14	810	2006	148%	13%


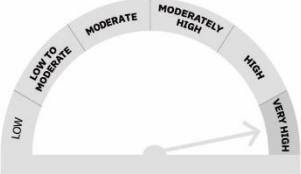
**Disclaimer:** The Stocks mentioned above are used to explain the concept and is for illustration purpose only and should not be used for development or implementation of any investment strategy. It should not be construed as investment advice to any party. The stocks may or may not be part of our portfolio/strategy/ schemes. Past performance may or may not be sustained in future

Mutual Fund Investments are subject to market risks, read all scheme related documents carefully

**THINK EQUITY**  
**THINK MOTILAL OSWAL**

**MOTILAL OSWAL**  
Asset Management  
**MUTUAL FUND**

**BUY RIGHT**  
**SIT TIGHT**

Name of the scheme	Scheme Riskometer	Benchmark Riskometer Nifty 50 TRI
Motilal Oswal Focused 25 Fund (MOF25) An open ended equity scheme investing in maximum 25 stocks intending to focus on Large Cap stocks		
<b>This product is suitable for investors who are seeking*</b>	<b>Investors understand that their principal will be at Very High risk</b>	
<ul style="list-style-type: none"> <li>Return by investing in upto 25 companies with long term sustainable competitive advantage and growth potential</li> <li>Investment in Equity and equity related instruments subject to overall limit of 25 companies</li> </ul>		

\*Investors should consult their financial advisers if in doubt about whether the product is suitable for them.

Source: Internal Analysis; The stocks mentioned herein are for general and comparison purpose only and not a complete disclosure of every material fact. The performance of the above stocks may or may not be sustained in future. It should not be construed as investment advice to any party. The stock prices are adjusted for corporate action.

**Disclaimers and Risk Factors:** The performance of schemes of Motilal Oswal Mutual Fund is Benchmarked to the Total Return variant of respective Index chosen as Benchmark as against Price Return variant of respective Benchmark Index. In case, the start/end date of the concerned period is non business date (NBD), the NAV of the previous date is considered for computation of returns. The NAV per unit shown in the table is as on the start date of the said period. Past performance may or may not be sustained in the future. Performance is for Regular Plan Growth Option. Different plans have different expense structure. This scheme is currently managed by Mr. Siddharth Bothra. He has been managing this fund since 23-Nov-2016; Mr. Abhiroop Mukherjee is the fund manager for debt component. Kindly refer to the website [www.motilaloswalmf.com](http://www.motilaloswalmf.com) to see the performance of the funds managed by the same Fund Manager

Mutual Fund Investments are subject to market risks, read all scheme related documents carefully

**THINK EQUITY**  
**THINK MOTILAL OSWAL**

**MOTILAL OSWAL**  
Asset Management  
**MUTUAL FUND**

**BUY RIGHT**  
**SIT TIGHT**