

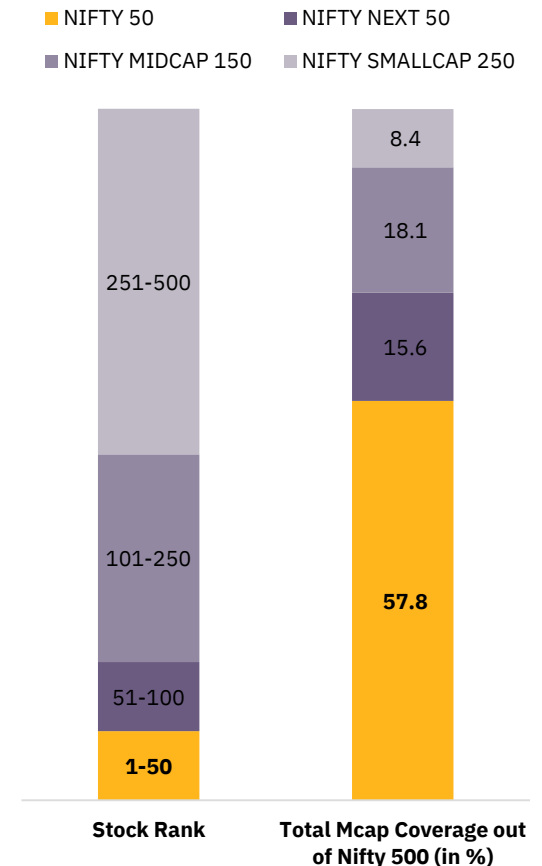
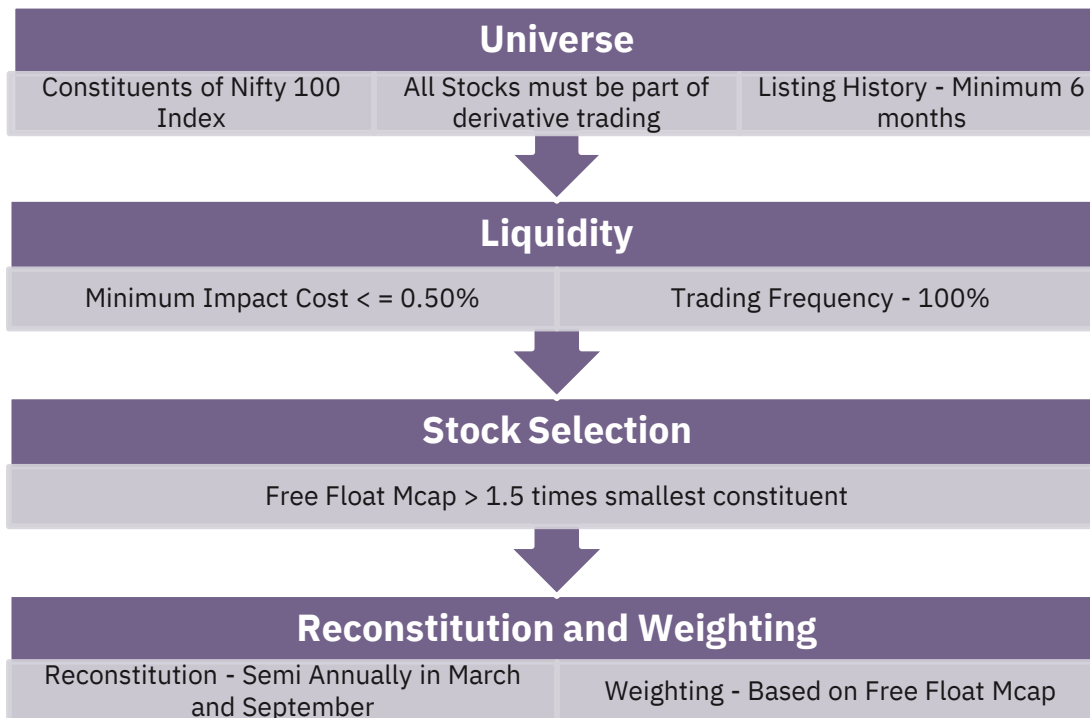
# — Motilal Oswal Nifty 50 Index Fund

31<sup>st</sup> October, 2021

# About the Nifty 50 Index

**Index Objective:** The Index is designed to measure the performance of **50 largest and most liquid blue chip companies**. The index captures approximately **57.80%** of Nifty 500 total market capitalization.

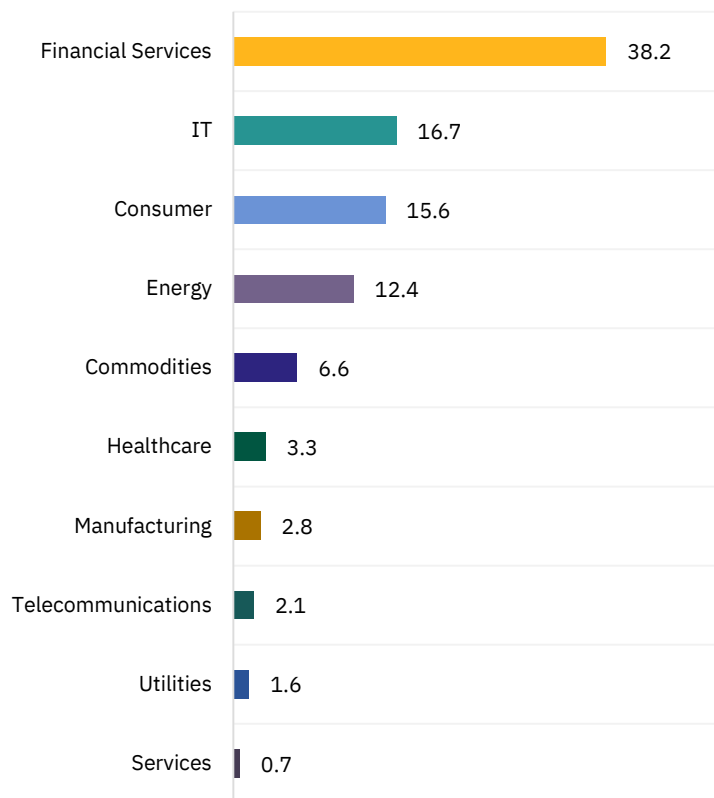
## Index Methodology Snapshot:



Source- [www.niftyindices.com](http://www.niftyindices.com), Data as of close of 31-Oct-2021; For detailed index methodology kindly visit [www.niftyindices.com](http://www.niftyindices.com). The above data/graph is used to explain the concept and is for illustration purpose only. It should not be used for development or implementation of any investment strategy. Past performance may or may not be sustained in future.

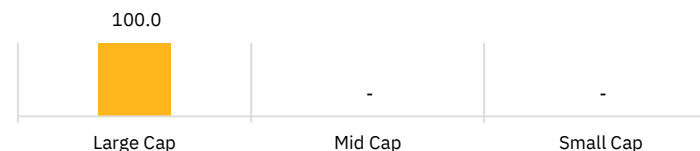
# Portfolio Composition of Nifty 50 Index

Macro-Economic Sectors (AMFI): Nifty 50 Index



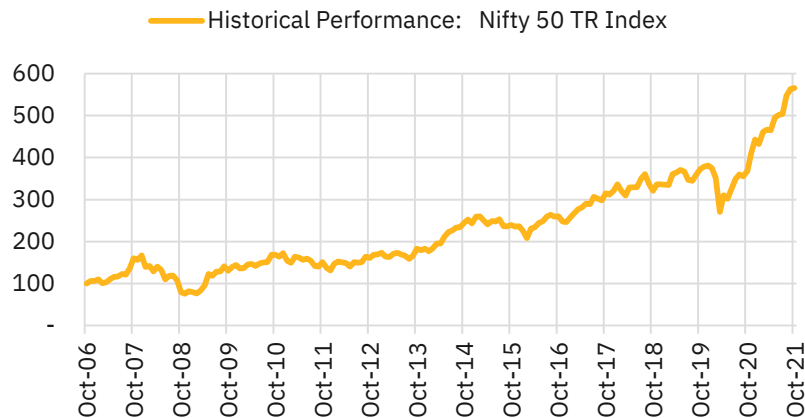
Company Name	Weight
Reliance Industries Ltd.	10.7%
Hdfc Bank Ltd.	9.0%
Infosys Ltd.	8.1%
Icici Bank Ltd.	7.3%
Housing Development Finance Corporation Ltd.	6.7%
Tata Consultancy Services Ltd.	4.6%
Kotak Mahindra Bank Ltd.	3.9%
Hindustan Unilever Ltd.	2.8%
Larsen & Toubro Ltd.	2.8%
Bajaj Finance Ltd.	2.6%
<b>Total</b>	<b>58.4%</b>

Size coverage (AMFI): NIFTY 50



Source: MOAMC; Data as of close of Oct 31, 2021; Sectors - Macro Economic Sectors as per AMFI Industry Classification; The stocks/sectors mentioned above are used to explain the concept and is for illustration purpose only. It should not be used for development or implementation of any investment strategy. It should not be construed as an investment advice to any party. The stocks/sectors may or may not be part of our portfolio/strategy/schemes. Past performance may or may not be sustained in future.

# Performance of Nifty 50 Index



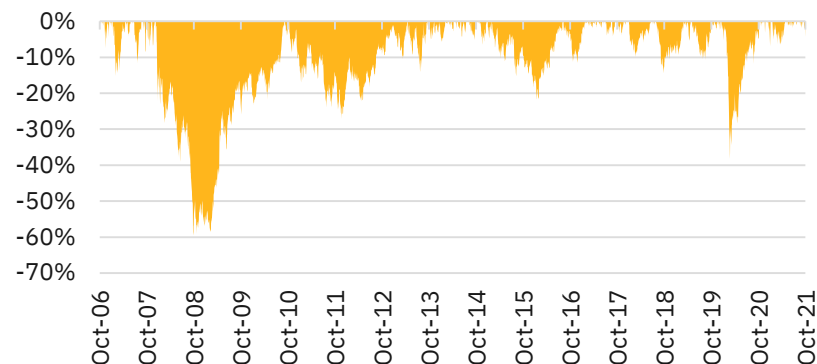
## Risk-Returns Profile

Period	Returns (Annualized)	Risk (Annualized)	Risk Adjusted Returns
1 Year	53.5%	15.3%	3.508
3 Year	20.8%	21.6%	0.963
5 Year	16.8%	18.2%	0.925
7 Year	12.7%	17.4%	0.731
10 Year	14.1%	17.1%	0.828
15 Year	12.3%	22.2%	0.552

## Rolling Returns

	3 Year Rolling CAGR	5 Year Rolling CAGR
Average	11.0%	10.9%
Min	-3.8%	-1.6%
Max	29.1%	22.5%
Total # Readings	2,947	2,447
Positive # Readings	2,911	2,442
Negative # Readings	36	5

## Drawdown: Nifty 50 TR Index



Source: [www.niftyindices.com](http://www.niftyindices.com); Performance Data as of close of 31-Oct-2006 – 31-Oct-2021. All performance data in INR. Hypothetical performance results may have many inherent limitations and no representation is being made that any investor will, or is likely to achieve the performance similar to that shown. The above graph/table is used to explain the concept and is for illustration purpose only. It should not be used for development or implementation of any investment strategy. Past performance may or may not be sustained in future.

# Index SIP Returns for Nifty 50 Index



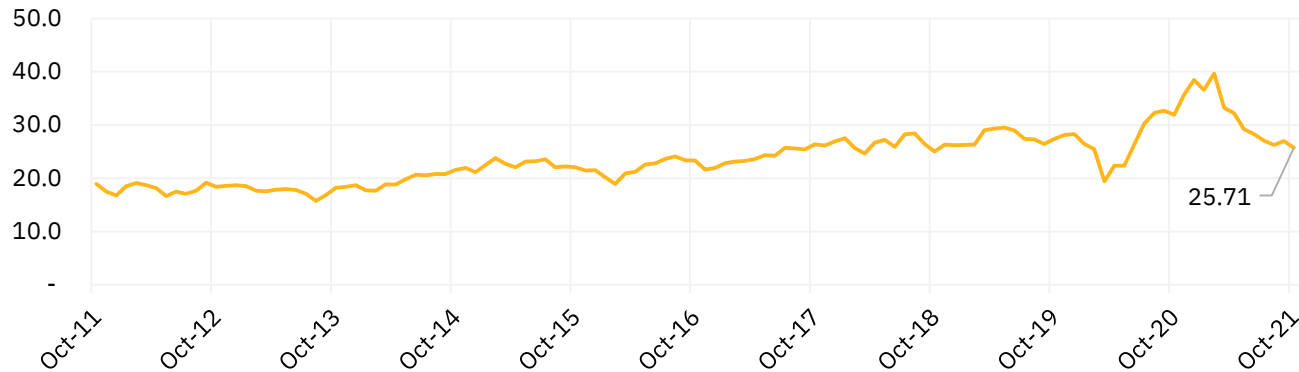
	1 year	3 year	5 year	7 year	10 year
<b>Nifty 50 TR Index SIP Returns</b>	40.8%	28.5%	20.3%	17.2%	15.9%
Amount Invested	1,20,000	3,60,000	6,00,000	8,40,000	12,00,000
Market Value	1,44,782	5,41,450	9,93,755	15,50,258	27,56,874

Data as of close of October 29, 2021. For SIP returns, monthly investment of ₹ 10,000 invested on the first business day of every month has been considered. Performance is calculated using Total Return Index, with zero cost/expenses. Past performance may or may not be sustained in the future.

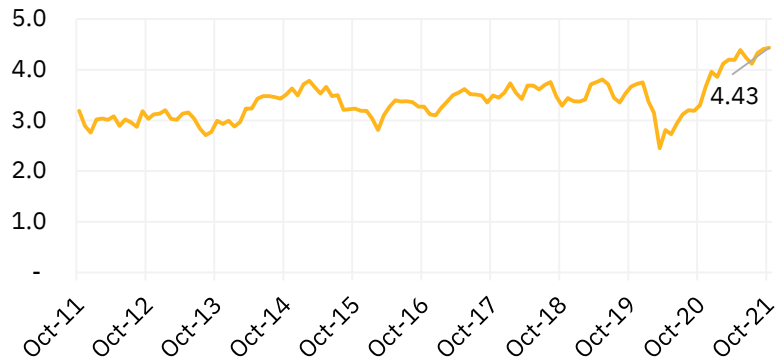
*Source: www.niftyindices.com; Performance Data as of close of 01-Nov-2011 – 29-Oct-2021; All performance data in INR. Hypothetical performance results may have many inherent limitations and no representation is being made that any investor will, or is likely to achieve the performance similar to that shown. The above is for illustration purpose only. The SIP amount, tenure of SIP, expected rate of return are assumed figures for the purpose of explaining the concept of advantages of SIP investments. The actual result may vary from depicted results depending on the scheme selected. It should not be construed to be indicative of scheme performance in any manner. The above are not scheme SIP returns, but simulation of index SIP returns. Past performance may or may not be sustained in future.*

# Valuation Multiples of Nifty 50 Index

Nifty 50 Index P/E



Nifty 50 Index P/B



Nifty 50 Index Div Yield %



Data Source: [www.niftyindices.com](http://www.niftyindices.com); Data as of close of 31-Oct-2011 – 31-Oct-2021; The above graph/table is used to explain the concept and is for illustration purpose only. It should not be used for development or implementation of an investment strategy. Past performance may or may not be sustained in future.

# – Motilal Oswal Nifty 50 Index Fund

# Motilal Oswal Nifty 50 Index Fund



## Investment Objective:

The Scheme seeks **investment return that corresponds to the performance of Nifty 50 Index** subject to tracking error. However, there can be no assurance or guarantee that the investment objective of the Scheme would be achieved.

## Fund Info:

- **Category** - Index Fund
- **Date of Allotment** (inception) – 23-Dec-2019
- **Benchmark** – Nifty 50 TR Index
- **Minimum Investment (Lumpsum & SIP)** – Minimum ₹ 500 & in multiples of ₹ 1 thereafter for every investment.
- **Fund Manager** – Mr. Swapnil Mayekar- 11 years of experience in fund management and product development
- **Scheme Statistics**- Monthly AAUM: ₹ 109.3(cr) , Latest AUM: ₹ 110.67 (cr)  
Portfolio Turnover Ratio: 0.1
- **NAV**- Direct Growth Plan Option: ₹ 14.6954 , Regular Growth Plan Option: ₹ 14.5818
- **Total Expense Ratio** – Direct – 0.10%; Regular – 0.50%
- **Entry Load** – Nil
- **Exit Load** –1%- If redeemed on or before 15 days from the date of allotment. Nil- If redeemed after 15 days from the date of allotment.

*Source/Disclaimer: [www.motilaloswalmf.com/downloads/mutual-fund/Factsheet](http://www.motilaloswalmf.com/downloads/mutual-fund/Factsheet), as of 31-Oct-2021; Total Expense Ratio: [www.motilaloswalmf.com/downloads/mutual-fund/totalexperatio](http://www.motilaloswalmf.com/downloads/mutual-fund/totalexperatio). Mutual Fund Investments are subject to market risks, read all scheme related documents carefully.*



# Scheme Performance – Regular Plan



## Lumpsum Performance

	1 Year		3 Year		5 Year		7 Year		Since Inception	
	CAGR (%)	Current Value of Investment of Rs. 10,000	CAGR (%)	Current Value of Investment of Rs. 10,000	CAGR (%)	Current Value of Investment of Rs. 10,000	CAGR (%)	Current Value of Investment of Rs. 10,000	CAGR (%)	Current Value of Investment of Rs. 10,000
Motilal Oswal Nifty 50 Index Fund - Regular	52.2	15,202	-	-	-	-	-	-	22.6	14,582
Nifty 50 TRI	53.7	15,354	-	-	-	-	-	-	23.2	14,725
S&P BSE Sensex TRI	51.4	15,123	-	-	-	-	-	-	22.5	14,558
NAV (Rs.) Per Unit as on: (29-Oct-2021) 14.5818	9.5919		-		-		-		10.0000	

Date of Inception: 23-Dec-2019

## SIP Performance

	1 Year			3 Year			5 Year			Since Inception		
	Scheme	Nifty 500 TRI	Nifty 50 TRI	Scheme	Nifty 500 TRI	Nifty 50 TRI	Scheme	Nifty 500 TRI	Nifty 50 TRI	Scheme	Nifty 500 TRI	Nifty 50 TRI
Invested amount (₹)	1,20,000	1,20,000	1,20,000	-	-	-	-	-	-	2,00,000	2,00,000	2,00,000
Market value (₹)	1,44,011	1,44,782	1,44,091	-	-	-	-	-	-	3,12,968	3,15,698	3,12,667
Returns (CAGR %)	39.5%	40.8%	39.6%	-	-	-	-	-	-	42.3%	43.5%	42.1%

Source/Disclaimer : MOAMC; Data as of 29-Oct-21. The NAV per unit shown in the table is as on the start date of the said period. Past performance may or may not be sustained in the future. Performance is for Regular Plan Growth Option. Different plans have different expense structure. For SIP returns, monthly investment of INR 10,000/- invested on the first business day of every month has been considered. Mr. Swapnil Mayekar is the Fund Manager since inception and he manages 9 schemes of Motilal Oswal Mutual Fund.

# Performance of other schemes managed by Swapnil Mayekar

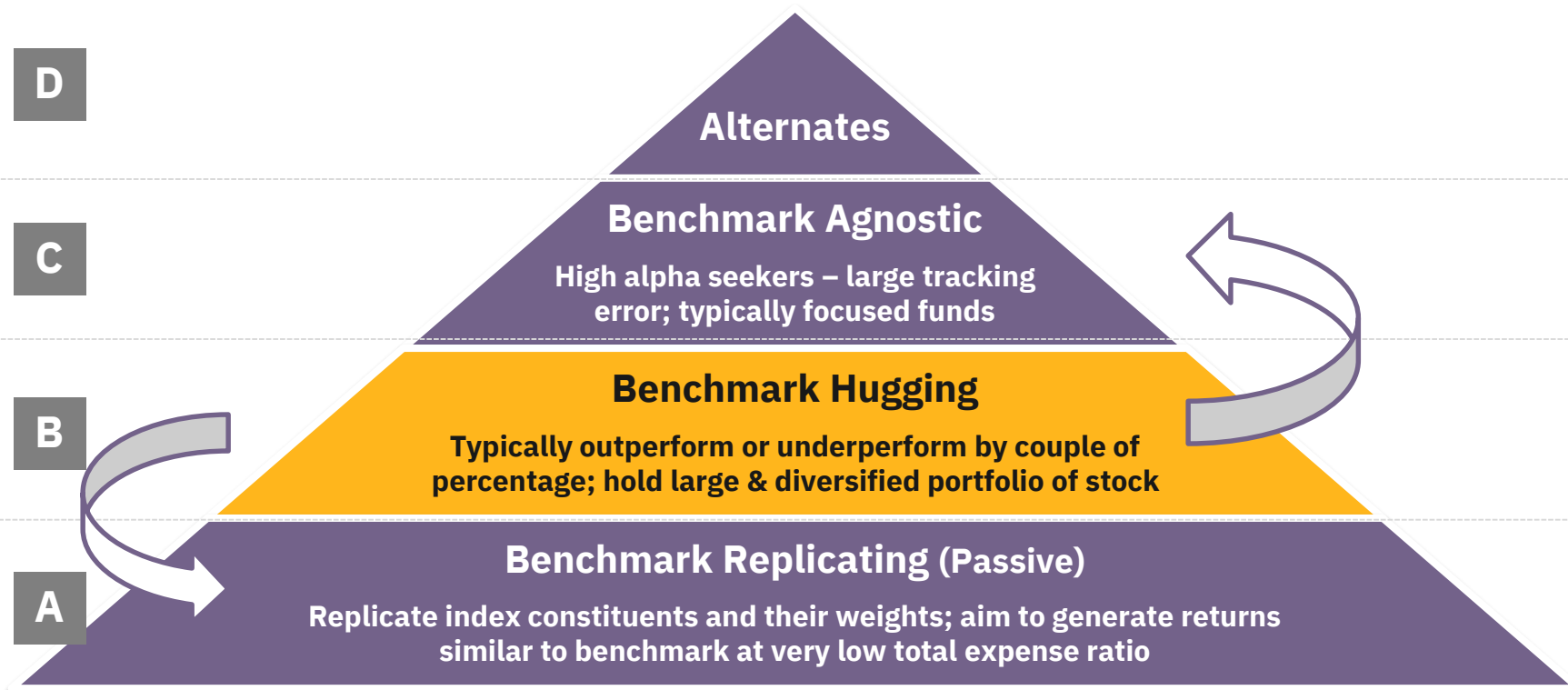


Name of Fund Manager: Swapnil Mayekar						
Period	1 year		3 year		5 year	
	Scheme Return (%)	Benchmark Return (%)	Scheme Return (%)	Benchmark Return (%)	Scheme Return (%)	Benchmark Return (%)
Motilal Oswal Nifty Smallcap 250 Index Fund	86.3	90.4	-	-	-	-
Motilal Oswal Midcap 100 ETF	79.5	80.5	21.6	22.2	14.2	15.1
Motilal Oswal Nifty Midcap 150 Index Fund	73.8	77.2	-	-	-	-
Motilal Oswal NASDAQ 100 Fund of Fund	38.6	40.9	-	-	-	-
Motilal Oswal Nifty Next 50 Index Fund	52.7	55.0	-	-	-	-
Motilal Oswal M50 ETF	53.2	53.7	20.4	20.8	16.0	16.8
<p>Note:</p> <ol style="list-style-type: none"> <li>Swapnil Mayekar manages 9 schemes of Motilal Oswal Mutual Fund.</li> <li>In case the number of schemes managed by a fund manager is more than six, performance data of top 3 and bottom 3 schemes managed by fund manager has been provided herein.</li> <li>Period for which scheme's performance has been provided is computed basis last day of the month-end preceding the date of advertisement.</li> <li>Different plans shall have a different expense structure. The performance details provided herein are of Regular plan.</li> </ol>						

Source/Disclaimer : MOAMC, Data as of 29-Oct-21. Past performance may or may not be sustained in the future. Performance is for Regular Plan Growth Option. Different plans have different expense structure.

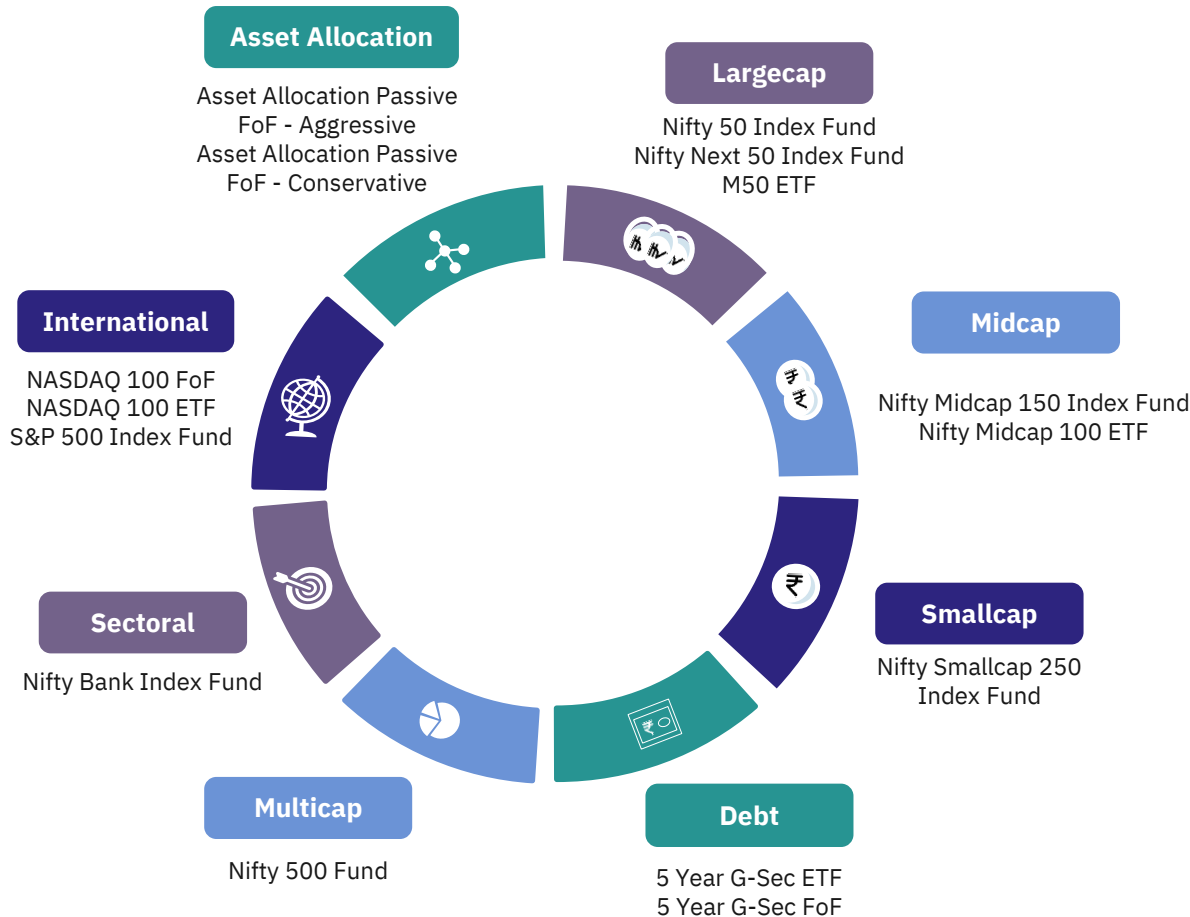
# – Motilal Oswal Passive Fund Offerings

# Product Pyramid



Motilal Oswal AMC has presence in strata A through its passive offerings since 2010, strata C through its QGLP investing philosophy backed active mutual funds and in strata D through its PMS and AIF offerings.

# Motilal Oswal Passive Fund Offerings



One of the largest AMC in India in the International segment

Only AMC with funds across all major segments

# Product Suitability

Name of the Scheme	This product is suitable for investors who are seeking*	Scheme Riskometer	Benchmark Riskometer
<b>Motilal Oswal Nifty 50 Index Fund</b> (An open ended scheme replicating / tracking Nifty 50 Index)	<ul style="list-style-type: none"> <li>Return that corresponds to the performance of Nifty 50 Index subject to tracking error</li> <li>Equity and Equity related securities covered by Nifty 50 Index</li> <li>Long-term capital growth</li> </ul>	Fund 	Nifty 50 TRI 
<b>Motilal Oswal Nifty Next 50 Index Fund</b> (An open ended scheme replicating / tracking Nifty Next 50 Index)	<ul style="list-style-type: none"> <li>Return that corresponds to the performance of Nifty Next 50 Index subject to tracking error</li> <li>Equity and Equity related securities covered by Nifty Next 50 Index</li> <li>Long-term capital growth</li> </ul>	Fund 	Nifty Next 50 TRI 
<b>Motilal Oswal Nifty Midcap 150 Index Fund</b> (An open ended scheme replicating / tracking Nifty Midcap 150 Index)	<ul style="list-style-type: none"> <li>Return that corresponds to the performance of Nifty Midcap 150 Index subject to tracking error</li> <li>Equity and Equity related securities covered by Nifty Midcap 150 Index</li> <li>Long-term capital growth</li> </ul>	Fund 	Nifty Midcap 150 TRI 
<b>Motilal Oswal Nifty Smallcap 250 Index Fund</b> (An open ended scheme replicating / tracking Nifty Smallcap 250 Index)	<ul style="list-style-type: none"> <li>Return that corresponds to the performance of Nifty Smallcap 250 Index subject to tracking error</li> <li>Equity and Equity related securities covered by Nifty Smallcap 250 Index</li> <li>Long-term capital growth</li> </ul>	Fund 	Nifty Smallcap 250 TRI 

\*Investors should consult their financial advisors if in doubt about whether the product is suitable for them.

# Product Suitability

Name of the Scheme	This product is suitable for investors who are seeking*	Scheme Riskometer	Benchmark Riskometer
<p><b>Motilal Oswal Nifty 500 Fund</b> (An open ended scheme replicating / tracking Nifty 500 Index)</p>	<ul style="list-style-type: none"> <li>Return that corresponds to the performance of Nifty 500 Index subject to tracking error</li> <li>Equity and Equity related securities covered by Nifty 500 Index</li> <li>Long-term capital growth</li> </ul>	<p>Fund</p> <p>Investors understand that their principal will be at very high risk</p>	<p>Nifty 500 TRI</p> <p>Investors understand that their principal will be at very high risk</p>
<p><b>Motilal Oswal M50 ETF</b> (An open ended scheme replicating/tracking Nifty 50 Index)</p>	<ul style="list-style-type: none"> <li>Return that corresponds generally to the performance of Nifty 50 Index (Underlying Index), subject to tracking error</li> <li>Investment in equity securities of Nifty 50 Index</li> </ul>	<p>Fund</p> <p>Investors understand that their principal will be at very high risk</p>	<p>Nifty 50 TRI</p> <p>Investors understand that their principal will be at very high risk</p>
<p><b>Motilal Oswal Midcap 100 ETF</b> (An open ended scheme replicating/tracking Nifty Midcap 100 Index)</p>	<ul style="list-style-type: none"> <li>Return that corresponds generally to the performance of Nifty Midcap 100 Index subject to tracking error</li> <li>Investment in equity securities of Nifty Midcap 100 Index</li> </ul>	<p>Fund</p> <p>Investors understand that their principal will be at very high risk</p>	<p>Nifty Midcap 100 TRI</p> <p>Investors understand that their principal will be at very high risk</p>
<p><b>Motilal Oswal Nifty Bank Index Fund</b> (An open ended scheme replicating / tracking Nifty Bank Index)</p>	<ul style="list-style-type: none"> <li>Return that corresponds to the performance of Nifty Bank Index subject to tracking error</li> <li>Equity and Equity related securities covered by Nifty Bank Index</li> <li>Long-term capital growth</li> </ul>	<p>Fund</p> <p>Investors understand that their principal will be at very high risk</p>	<p>Nifty Bank TRI</p> <p>Investors understand that their principal will be at very high risk</p>

\*Investors should consult their financial advisors if in doubt about whether the product is suitable for them.

# Product Suitability

Name of the Scheme	This product is suitable for investors who are seeking*	Scheme Riskometer	Benchmark Riskometer
<p><b>Motilal Oswal S&amp;P 500 Index Fund</b> (An open ended scheme replicating / tracking S&amp;P 500 Index)</p>	<ul style="list-style-type: none"> <li>Return that corresponds to the performance of S&amp;P 500 Index subject to tracking error</li> <li>Investment in equity securities of S&amp;P 500 Index</li> </ul>	<p>Fund</p>	<p>S&amp;P 500 TRI (INR)</p>
<p><b>Motilal Oswal NASDAQ 100 ETF</b> (An open ended scheme replicating/tracking NASDAQ-100 Index)</p>	<ul style="list-style-type: none"> <li>Return that corresponds generally to the performance of NASDAQ 100 Index subject to tracking error</li> <li>Investment in equity securities of NASDAQ 100 Index</li> </ul>	<p>Fund</p>	<p>NASDAQ 100 TRI (INR)</p>
<p><b>Motilal Oswal NASDAQ 100 Fund of Fund</b> (An open ended fund of fund scheme investing in Motilal Oswal Nasdaq 100 ETF)</p>	<ul style="list-style-type: none"> <li>Long term capital appreciation</li> <li>Return that corresponds to the performance of Motilal Oswal NASDAQ 100 ETF (MOFN100) Scheme through investment in units of MOFN100</li> </ul>	<p>Fund</p>	<p>NASDAQ 100 TRI (INR)</p>

\*Investors should consult their financial advisors if in doubt about whether the product is suitable for them.



# Product Suitability

Name of the Scheme	This product is suitable for investors who are seeking*	Scheme Riskometer	Benchmark Riskometer
<p><b>Motilal Oswal Asset Allocation Passive Fund of Fund – Aggressive</b> (An open ended fund of funds scheme investing in passive funds)</p>	<ul style="list-style-type: none"> <li>To generate long term growth/capital appreciation by offering asset allocation</li> <li>Investment solution that predominantly invests in passive funds such as ETF/Index Funds of equity and equity related instruments (domestic as well as international), fixed income and Gold</li> </ul>	<p>Fund</p>	<p>50% Nifty 500 TRI + 20% S&amp;P 500 TRI (INR) + 10% Domestic Price of Gold + 20% Nifty 5 Yr Benchmark G-Sec Index</p>
<p><b>Motilal Oswal Asset Allocation Passive Fund of Fund – Conservative</b> (An open ended fund of funds scheme investing in passive funds)</p>	<ul style="list-style-type: none"> <li>To generate long term growth/capital appreciation with relatively lower volatility by offering asset allocation</li> <li>Investment solution that predominantly invests in passive funds such as ETF/Index Funds of equity and equity related instruments (domestic as well as international), fixed income and Gold</li> </ul>	<p>Fund</p>	<p>30% Nifty 500 TRI + 10% S&amp;P 500 TRI (INR) + 10% Domestic Price of Gold + 50% Nifty 5 Yr Benchmark G-Sec Index</p>
<p><b>Motilal Oswal 5 Year G-sec ETF</b> (An open ended scheme replicating/tracking Nifty 5 yr Benchmark G-Sec Index)</p>	<ul style="list-style-type: none"> <li>Return that corresponds generally to the performance of Nifty 5 yr Benchmark G-sec Index subject to tracking error</li> <li>Investment in securities of Nifty 5 yr Benchmark G-sec Index</li> </ul>	<p>Fund</p>	<p>Nifty 5 yr Benchmark G-Sec Index</p>

\*Investors should consult their financial advisors if in doubt about whether the product is suitable for them.

# Product Suitability

Name of the Scheme	This product is suitable for investors who are seeking*	Scheme Riskometer	Benchmark Riskometer
<p><b>Motilal Oswal 5 Year G-sec FoF</b> (An open ended fund of funds scheme investing in units of Motilal Oswal 5 Year G-Sec ETF)</p>	<ul style="list-style-type: none"> <li>• Long term capital appreciation</li> <li>• Return that corresponds generally to the performance of the Scheme, Motilal Oswal 5 Year G-Sec ETF through investment in units of Motilal Oswal 5 Year G-Sec ETF</li> </ul>	<p style="text-align: center;">Fund</p> <p style="text-align: center;">Investors understand that their principal will be at moderate risk</p>	<p style="text-align: center;">Nifty 5 yr Benchmark G-Sec Index</p> <p style="text-align: center;">Investors understand that their principal will be at moderate risk</p>

\*Investors should consult their financial advisors if in doubt about whether the product is suitable for them.

# Disclaimers & Risk Factors



This presentation has been prepared and issued on the basis of internal data, publicly available information and other sources believed to be reliable. The information contained in this document is for general purposes only and not a complete disclosure of every material fact and terms and conditions. The information / data herein alone is not sufficient and shouldn't be used for the development or implementation of an investment strategy. It should not be construed as investment advice to any party.

All opinions, figures, charts/graphs, estimates and data included in this presentation are as on date and are subject to change without notice. The statements contained herein may include statements of future expectations and other forward-looking statements that are based on our current views and assumptions and involve known and unknown risks and uncertainties that could cause actual results, performance or events to differ materially from those expressed or implied in such statements. Readers shall be fully responsible / liable for any decision taken on the basis of this presentation. Investments in Securities are subject to market and other risks and there is no assurance or guarantee that the objectives of any of the Schemes will be achieved. The scheme may not be suited to all categories of investors.

The material is based upon information that we consider reliable, but we do not represent that it is accurate or complete, and it should not be relied upon as such. Opinions, if any, expressed are our opinions as of the date of appearing on this material only. While we endeavor to update on a reasonable basis the information discussed in this material, there may be regulatory, compliance, or other reasons that prevent us from doing so. Recipient shall understand that the aforementioned statements cannot disclose all the risks and characteristics. The recipient is requested to take into consideration all the risk factors including their financial condition, suitability to risk return, etc. and take professional advice before investing.

**Passive Investments** - The Scheme is not actively managed. Since the Scheme is linked to index, it may be affected by a general decline in the Indian markets relating to its underlying index. The Scheme as per its investment objective invests in Securities which are constituents of its underlying index regardless of their investment merit. The AMC does not attempt to individually select stocks or to take defensive positions in declining markets.

#### Risks associated with investing in Equities

Investments in the equity shares of the Companies constituting the Underlying Index are subject to price fluctuation on daily basis. The volatility in the value of equity is due to various micro and macro-economic factors like economic and political developments, changes in interest rates, etc. affecting the securities markets. This may have adverse impact on individual securities/sector and consequently on the NAV of Scheme.

#### Passive Investments

The Fund would invest in the Index/ETF Schemes regardless of investment merit, research, without taking a view of the market and without adopting any defensive measures. The Fund would not select securities in which it wants to invest but is guided by the Underlying Index/ETF Schemes. As such the Scheme is passively managed.

#### Risk associated with investing in Foreign Securities

The risk of investing in foreign securities carries an exchange rate risks related to depreciation of foreign currency and country risks. The country risks would include events such as change in regulations or political circumstances like introduction of extraordinary exchange rate controls, restrictions on repatriation of capital due to exchange rate controls, bilateral political tensions leading to immobilisation of overseas financial assets and the prevalent tax laws of the respective jurisdiction for the execution of trades or otherwise. The Scheme may invest in the units of overseas mutual fund schemes including exchange traded funds. Hence scheme specific risk factors of such underlying schemes will be applicable. Investors who intend to invest in the Scheme are required to and deemed to have understood the risk factors of the underlying schemes.

#### Risk associated with investing in fixed income securities and Money Market Instruments

The Fund may be exposed to credit risk which may arise due to default on the part of the issuer of the fixed income security (i.e. will be unable to make timely principal and interest payments on the security). Because of this risk debentures are sold at a yield spread above those offered on Treasury securities, which are sovereign obligations and generally considered to be free of credit risk. Normally, the value of a fixed income security will fluctuate depending upon the actual changes in the perceived level of credit risk as well as the actual event of default. Further, losses can occur in particular for the settlement/delivery of financial instruments. Further, the scheme may be exposed to liquidity or marketability Risk which refers to ease at which a security can be sold at or near its true value.

#### Risks associated with overseas investment

To the extent the assets of the scheme are invested in overseas financial assets, there may be risks associated with currency movements, restrictions on repatriation and transaction procedures in overseas market. Further, the repatriation of capital to India may also be hampered by changes in regulations or political circumstances as well as the application to it of other restrictions on investment. In addition, country risks would include events such as introduction of extraordinary exchange controls, economic deterioration, and bi-lateral conflict leading to immobilisation of the overseas financial assets and the prevalent tax laws of the respective jurisdiction for execution of trades or otherwise.

# Disclaimers & Risk Factors

## Risks associated with investing in Government of India Securities

- Market Liquidity risk with fixed rate Government of India Securities even though the Government of India Securities market is more liquid compared to other debt instruments, on certain occasions, there could be difficulties in transacting in the market due to extreme volatility leading to constriction in market volumes. Also, the liquidity of the Scheme may suffer in case the relevant guidelines issued by Reserve Bank of India undergo any adverse changes.
- Interest Rate risk associated with Government of India Securities - while Government of India Securities generally carry relatively minimal credit risk since they are issued by the Government of India, they do carry price risk depending upon the general level of interest rates prevailing from time to time. Generally, when interest rates rise, prices of fixed income securities fall and when interest rates decline, the prices of fixed income securities increase. The extent of fall or rise in the prices is a function of the coupon rate, days to maturity and the increase or decrease in the level of interest rates. The price-risk is not unique to Government of India Securities. It exists for all fixed income securities. Therefore, their prices tend to be influenced more by movement in interest rates in the financial system than by changes in the government's credit rating. By contrast, in the case of corporate or institutional fixed income Securities, such as bonds or debentures, prices are influenced by their respective credit standing as well as the general level of interest rates.

## Risk associated with investments in Gold ETF's:

The scheme would invest in Gold ETFs and thus the NAV of the scheme will react to Gold price movements. Several factors that may affect the price of gold are as follows:

- Global gold supplies and demand, which is influenced by factors such as forward selling by gold producers, purchases made by gold producers to unwind gold hedge positions, central bank purchases and sales, productions and cost levels in major gold producing countries such as the South Africa, the United States and Australia.
- Investors' expectations with respect to the rate of inflation
- Currency exchange rates
- Interest rates
- Investment and trading activities of hedge funds and commodity funds
- Global or regional political, economic or financial events and situations
- Changes in indirect taxes or any other levies

## Currency Risk:

The fund may invest in overseas mutual fund / foreign securities as permitted by the concerned regulatory authorities in India. Since the assets will be invested in securities denominated in foreign currencies, the Indian Rupee equivalent of the net assets, distributions and income may be adversely affected by changes/fluctuations in the value of the foreign currencies relative to the Indian Rupee.

## Country Risk:

The Country risk arises from the inability of a country, to meet its financial obligations. It is the risk encompassing economic, social and political conditions in a foreign country, which might adversely affect foreign investors' financial interests.

**Mutual Fund Investments are subject to market risks, read all scheme related documents carefully**

# Disclaimers & Risk Factors



**NSE Indices Limited Disclaimer:** MOFM50 and MOFM100: MOFM50 and MOFM100 offered by Motilal Oswal Asset Management Company Limited (MOAMC) or its affiliates is not sponsored, endorsed, sold or promoted by NSE Indices Limited and its affiliates. NSE Indices Limited and its affiliates do not make any representation or warranty, express or implied (including warranties of merchantability or fitness for particular purpose or use) to the owners of MOFM50 and MOFM100 or any member of the public regarding the advisability of investing in securities generally or in the MOFM50 and (MOFM100) linked to Nifty 50 Index and Nifty Midcap 100 Index respectively or particularly in the ability of Nifty 50 Index and Nifty Midcap 100 Index to track general stock market performance in India. Please read the full Disclaimers in relation to the Nifty 50 Index and Nifty Midcap 100 Index in the Scheme Information Document.

The **S&P 500 Index** is a product of S&P Dow Jones Indices LLC or its affiliates (“SPDJI”) have been licensed for use by Motilal Oswal Asset Management Company Limited (MOAMC) . Standard & Poor’s® and S&P® are registered trademarks of Standard & Poor’s Financial Services LLC (“S&P”); Dow Jones® is a registered trademark of Dow Jones Trademark Holdings LLC (“Dow Jones”); **Motilal Oswal S&P Index Fund (MOFSP500)** is not sponsored, endorsed, sold or promoted by SPDJI, Dow Jones, S&P, their respective affiliates and none of such parties make any representation regarding the advisability of investing in such product(s) nor do they have any liability for any errors, omissions, or interruptions of the **S&P 500 Index**.

The **S&P 500 Index** is a product of S&P Dow Jones Indices LLC or its affiliates (“SPDJI”) have been licensed for use by MOAMC. Standard & Poor’s® and S&P® are registered trademarks of Standard & Poor’s Financial Services LLC (“S&P”); Dow Jones® is a registered trademark of Dow Jones Trademark Holdings LLC (“Dow Jones”); It is not possible to invest directly in an index. **MOFSP500** is not sponsored, endorsed, sold or promoted by SPDJI, Dow Jones, S&P, any of their respective affiliates (collectively, “S&P Dow Jones Indices”) S&P Dow Jones Indices does not make any representation or warranty, express or implied, to the owners of the **MOFSP500** or any member of the public regarding the advisability of investing in securities generally or in **MOFSP500** particularly or the ability of the **S&P 500 Index** to track general market performance. Past performance of an index is not an indication or guarantee of future results. S&P Dow Jones Indices’ only relationship to **MOAMC** with respect to the **S&P 500 Index** is the licensing of the Index and certain trademarks, service marks and/or trade names of S&P Dow Jones Indices and/or its licensors. The **S&P 500 Index** is determined, composed and calculated by S&P Dow Jones Indices without regard to **MOAMC** or the **MOFSP500**. S&P Dow Jones Indices have no obligation to take the needs of **MOAMC** or the owners of **MOFSP500** into consideration in determining, composing or calculating the **S&P 500 Index**. S&P Dow Jones Indices is **not** responsible for and has not participated in the determination of the prices, and amount of **MOFSP500** or the timing of the issuance or sale of **MOFSP500** or in the determination or calculation of the equation by which **MOFSP500** is to be converted into cash, surrendered or redeemed, as the case may be. S&P Dow Jones Indices have no obligation or liability in connection with the administration, marketing or trading of **MOFSP500**. There is no assurance that investment products based on the **S&P 500 Index** will accurately track index performance or provide positive investment returns. S&P Dow Jones Indices LLC is not an investment or tax advisor. A tax advisor should be consulted to evaluate the impact of any tax-exempt securities on portfolios and the tax consequences of making any particular investment decision. Inclusion of a security within an index is not a recommendation by S&P Dow Jones Indices to buy, sell, or hold such security, nor is it considered to be investment advice.

NEITHER S&P DOW JONES INDICES NOR THIRD PARTY LICENSOR GUARANTEES THE ADEQUACY, ACCURACY, TIMELINESS AND/OR THE COMPLETENESS OF THE **S&P 500 Index** OR ANY DATA RELATED THERETO OR ANY COMMUNICATION, INCLUDING BUT NOT LIMITED TO, ORAL OR WRITTEN COMMUNICATION (INCLUDING ELECTRONIC COMMUNICATIONS) WITH RESPECT THERETO. S&P DOW JONES INDICES AND **SHALL** NOT BE SUBJECT TO ANY DAMAGES OR LIABILITY FOR ANY ERRORS, OMISSIONS, OR DELAYS THEREIN. S&P DOW JONES INDICES AND MAKES NO EXPRESS OR IMPLIED WARRANTIES, AND EXPRESSLY DISCLAIMS ALL WARRANTIES, OF MERCHANTABILITY OR FITNESS FOR A PARTICULAR PURPOSE OR USE OR AS TO RESULTS TO BE OBTAINED BY **MOAMC**, OWNERS OF **MOFSP500**, OR ANY OTHER PERSON OR ENTITY FROM THE USE OF THE **S&P 500 Index** OR WITH RESPECT TO ANY DATA RELATED THERETO. WITHOUT LIMITING ANY OF THE FOREGOING, IN NO EVENT WHATSOEVER SHALL S&P DOW JONES INDICES BE LIABLE FOR ANY INDIRECT, SPECIAL, INCIDENTAL, PUNITIVE, OR CONSEQUENTIAL DAMAGES INCLUDING BUT NOT LIMITED TO, LOSS OF PROFITS, TRADING LOSSES, LOST TIME OR GOODWILL, EVEN IF THEY HAVE BEEN ADVISED OF THE POSSIBILITY OF SUCH DAMAGES, WHETHER IN CONTRACT, TORT, STRICT LIABILITY, OR OTHERWISE. THERE ARE NO THIRD PARTY BENEFICIARIES OF ANY AGREEMENTS OR ARRANGEMENTS BETWEEN S&P DOW JONES INDICES AND **MOAMC**, OTHER THAN THE LICENSORS OF S&P DOW JONES INDICES

# Disclaimers & Risk Factors



NASDAQ OMX Group, Inc.

The Product i.e. MOFN100 is not sponsored, endorsed, sold or promoted by The NASDAQ OMX Group, Inc. or its affiliates (NASDAQ OMX, with its affiliates, are referred to as the "Corporations"). The Corporations have not passed on the legality or suitability of, or the accuracy or adequacy of descriptions and disclosures relating to, the Product. The Corporations make no representation or warranty, express or implied to the owners of the Product or any member of the public regarding the advisability of investing in securities generally or in the Product particularly, or the ability of the Nasdaq-100 Index<sup>®</sup> to track general stock market performance. The Corporations' only relationship to Motilal Oswal Asset Management Company Ltd. ("Licensee") is in the licensing of the NASDAQ<sup>®</sup>, OMX<sup>®</sup>, NASDAQ OMX<sup>®</sup>, NASDAQ-100<sup>®</sup>, and NASDAQ-100 Index<sup>®</sup> registered trademarks, and certain trade names of the Corporations and the use of the NASDAQ-100 Index<sup>®</sup> which is determined, composed and calculated by NASDAQ OMX without regard to Licensee or the Product. NASDAQ OMX has no obligation to take the needs of the Licensee or the owners of the Product(s) into consideration in determining, composing or calculating the NASDAQ-100 Index<sup>®</sup>. The Corporations are not responsible for and have not participated in the determination of the timing of, prices at, or quantities of the Product to be issued or in the determination or calculation of the equation by which the Product is to be converted into cash. The Corporations have no liability in connection with the administration, marketing or trading of the Product.

THE CORPORATIONS DO NOT GUARANTEE THE ACCURACY AND/OR UNINTERRUPTED CALCULATION OF THE NASDAQ-100 INDEX<sup>®</sup> OR ANY DATA INCLUDED THEREIN. THE CORPORATIONS MAKE NO WARRANTY, EXPRESS OR IMPLIED, AS TO RESULTS TO BE OBTAINED BY LICENSEE, OWNERS OF THE PRODUCT(S), OR ANY OTHER PERSON OR ENTITY FROM THE USE OF THE NASDAQ-100 INDEX<sup>®</sup> OR ANY DATA INCLUDED THEREIN. THE CORPORATIONS MAKE NO EXPRESS OR IMPLIED WARRANTIES, AND EXPRESSLY DISCLAIM ALL WARRANTIES OF MERCHANTABILITY OR FITNESS FOR A PARTICULAR PURPOSE OR USE WITH RESPECT TO THE NASDAQ-100 INDEX<sup>®</sup> OR ANY DATA INCLUDED THEREIN. WITHOUT LIMITING ANY OF THE FOREGOING, IN NO EVENT SHALL THE CORPORATIONS HAVE ANY LIABILITY FOR ANY LOST PROFITS OR SPECIAL, INCIDENTAL, PUNITIVE, INDIRECT, OR CONSEQUENTIAL DAMAGES, EVEN IF NOTIFIED OF THE POSSIBILITY OF SUCH DAMAGES.

BSE

The Bombay Stock Exchange Limited ("the Exchange") has given vide its letter dated February 10, 2011 permission to the Mutual Fund to use the Exchange's name in this Scheme Information Document as one of the stock exchanges on which the Mutual Fund's units are proposed to be listed subject to, the Mutual Fund fulfilling the various criteria for listing. The Exchange has scrutinized this Scheme Information Document for its limited internal purpose of deciding on the matter of granting the aforesaid permission to the Mutual Fund. The Exchange does not in any manner:-

1. warrant, certify or endorse the correctness or completeness of any of the contents of this SID;
2. warrant that the Mutual Fund's units will be listed or will continue to be listed on the Exchange;
3. take any responsibility for the financial or other soundness of the Mutual Fund, its sponsors, its promoters, its management or any scheme or project of this Mutual Fund.

and should not for any reason be deemed or construed that the Scheme Information Document has been cleared or approved by the Exchange. Every person who desires to apply for or otherwise acquire any units of Motilal Oswal NASDAQ-100 (MOFN100) of this Mutual Fund may do so pursuant to independent inquiry, investigation and analysis and shall not have any claim against the Exchange whatsoever by reason of any loss which may be suffered by such person consequent to or in connection with such subscription /acquisition whether by reason of anything stated or omitted to be stated herein or any other reason whatsoever.

# – Thank you

“Don’t look for the needle in the haystack. Just buy the haystack!”

- John C. Bogle

## Contact Us -

Speak: +91-22 40548002 | 8108622222

Write: [mfservice@motilaloswal.com](mailto:mfservice@motilaloswal.com)

Visit: [www.motilaloswalmf.com](http://www.motilaloswalmf.com)

