

October 2021 (Data as on 30th September 2021. Inception date - 21st January 2015)



## INVESTMENT APPROACH

**Scheme Name:** Motilal Oswal Long Term Equity Fund

### Investment Objective:

The investment objective of the Scheme is to generate long-term capital appreciation from a diversified portfolio of predominantly equity and equity related instruments. However, there can be no assurance or guarantee that the investment objective of the Scheme would be achieved.

**Benchmark:** Nifty 500 TRI

### Scheme Details:

NAV Regular Plan Growth Option (Rs.)	27.0459
NAV Regular Plan IDCW Option (Rs.)	21.2463
NAV Direct Plan Growth Option (Rs.)	29.5968
NAV Direct Plan IDCW Option (Rs.)	25.3669
Monthly AAUM (in Rs Crs.)	2412.91
Latest AUM (30-Sep-2021) (in Rs Crs.)	2376.06



## KEY FEATURES & PORTFOLIO ATTRIBUTES

High Quality portfolio of around 28 stocks with strong portfolio earnings growth

5+ year track record with alpha of 16.0% since inception as on 30th September 2021

Key sector allocation to participate in Financials and Consumption space

Portfolio is a play on Domestic growth rather than export oriented companies



## PORTFOLIO ACTIONS IN LAST 3 MONTHS

### Companies Added:

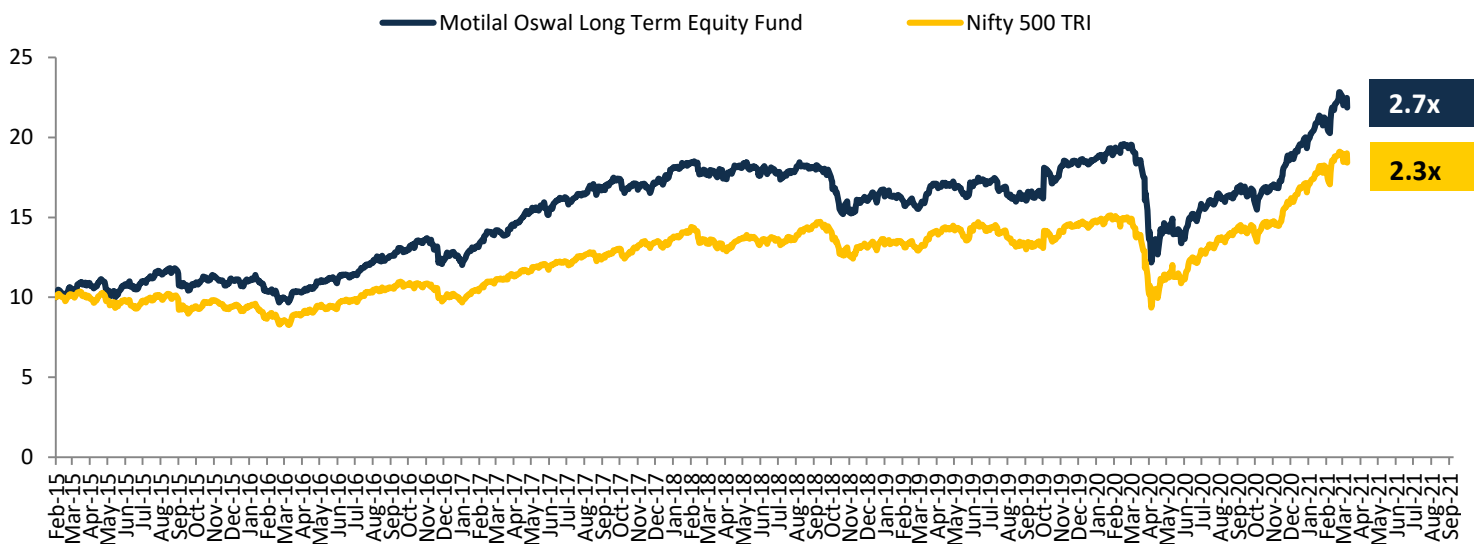
-

### Companies Exited:

-



## Performance Since Inception

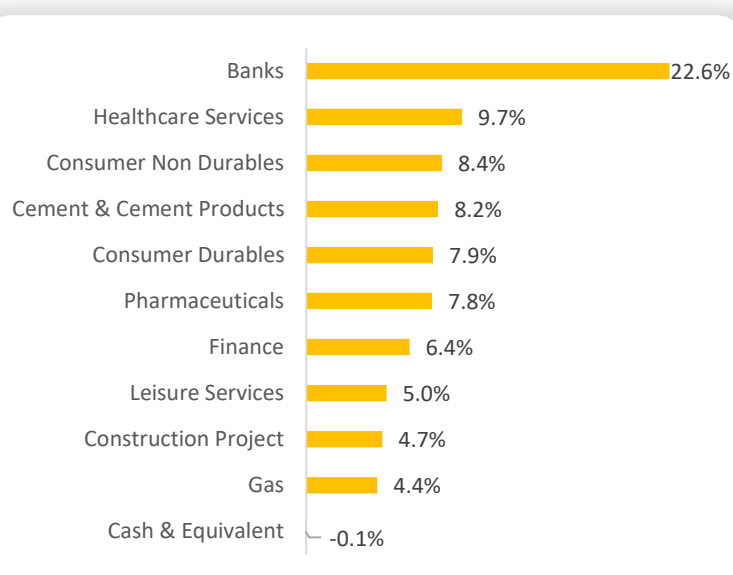


Returns in %	1 Year		3 Year		5 Year		Since Inception	
	CAGR (%)	Rs. 10,000	CAGR (%)	Rs. 10,000	CAGR (%)	Rs. 10,000	CAGR (%)	Rs. 10,000
Motilal Oswal Long Term Equity Fund	66.5	16,651	17.8	16,384	15.5	20,596	16.0	27,046
Nifty 500 TRI	62.9	16,287	19.4	17,063	16.6	21,569	13.2	22,932
Nifty 50 TRI	58.5	15,854	18.6	16,696	16.8	21,757	12.5	21,958

**Source:** Internal Analysis. The above is used to explain the concept and is for illustration purpose only and should not be used for development or implementation of an investment strategy. Past performance may or may not be sustained in future.

## PORTFOLIO & SECTORAL ALLOCATION

Top 10 Holdings	(%) of Holding
ICICI Bank Ltd	8.5
State Bank of India	5.4
Jubilant Foodworks Ltd	5.0
Larsen & Toubro Ltd	4.7
Cholamandalam Investment and Finance Company Ltd	4.5
Axis Bank Ltd	4.4
Gujarat Gas Ltd	4.4
HDFC Bank Ltd	4.3
Bharti Airtel Ltd	3.9
JB Chemicals & Pharmaceuticals Ltd	3.9



Industry classification as recommended by AMFI

## STRATEGY CONTRIBUTORS (1 YEAR TRAILING)

Top 5	Contribution
ICICI Bank Ltd	8.1%
HDFC Bank Ltd	4.1%
Max Financial Services Ltd.	3.8%
Cholamandalam Investment & Finance Co. Ltd	3.6%
Axis Bank Ltd	3.5%

Bottom 5	Contribution
Fortis Healthcare Ltd	-0.2%
Zomato Ltd	0.0%
Petronet LNG Ltd	0.0%
Whirlpool Of India Ltd	0.1%
Dalmia Bharat Ltd	0.3%

Source: ValueFY and Internal Analysis

**Disclaimer:** The Stocks mentioned above are used to explain the concept and is for illustration purpose only and should not be used for development or implementation of any investment strategy. It should not be construed as investment advice to any party. The stocks may or may not be part of our portfolio/strategy/ schemes. Past performance may or may not be sustained in future

## MARKET CAPITALIZATION

Market Cap	Weightage (%)
Large Cap	59%
Mid Cap	31%
Small Cap	10%

Source: Market Categorization as recommended by AMFI

## Risk Ratios

3 Year Data	Strategy
Standard Deviation	22.4
Sharpe Ratio#	0.6
Portfolio Turnover Ratio	0.4
Beta	1.0

#Risk free returns based on last overnight MIBOR cut-off of 3.49%.  
Data as on 30th September, 2021

## How Buy Right : Sit Tight works

Company	Initial Purchase Date	Initial Purchase Price	Current Price	Absolute Growth	CAGR (%)
Maruti Suzuki India	Apr-15	3430	7338	114%	12%

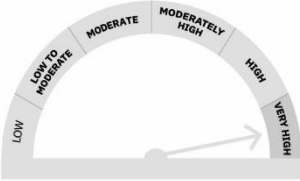
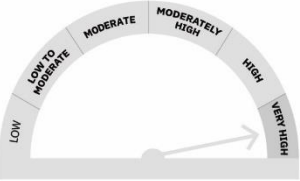
**Disclaimer:** The Stocks mentioned above are used to explain the concept and is for illustration purpose only and should not be used for development or implementation of any investment strategy. It should not be construed as investment advice to any party. The stocks may or may not be part of our portfolio/strategy/ schemes. Past performance may or may not be sustained in future

Mutual Fund Investments are subject to market risks, read all scheme related documents carefully

**THINK EQUITY**  
**THINK MOTILAL OSWAL**

MOTILAL OSWAL  
Asset Management  
MUTUAL FUND

**BUY RIGHT**  
**SIT TIGHT**

Name of the scheme	Scheme Riskometer	Benchmark Riskometer Nifty 500 TRI
Motilal Oswal Long Term Equity Fund (MOFLTE) (An open ended equity linked saving scheme with a statutory lock in of 3 years and tax benefit)		
<p><b>This product is suitable for investors who are seeking*</b></p> <ul style="list-style-type: none"> <li>• Long-term capital growth</li> <li>• Investment predominantly in equity and equity related instruments</li> </ul>		
Investors understand that their principal will be at Very High risk		

\*Investors should consult their financial advisers if in doubt about whether the product is suitable for them.

Source: Internal Analysis; The stocks mentioned herein are for general and comparison purpose only and not a complete disclosure of every material fact. The performance of the above stocks may or may not be sustained in future. It should not be construed as investment advice to any party. The stock prices are adjusted for corporate action.

**Disclaimers and Risk Factors:** The performance of schemes of Motilal Oswal Mutual Fund is Benchmarked to the Total Return variant of respective Index chosen as Benchmark as against Price Return variant of respective Benchmark Index. In case, the start/end date of the concerned period is non business date (NBD), the NAV of the previous date is considered for computation of returns. The NAV per unit shown in the table is as on the start date of the said period. Past performance may or may not be sustained in the future. Performance is for Regular Plan Growth Option. Different plans have different expense structure. Mr. Aditya Khemani has been appointed as the Fund Manager for equity component with effect from 6-Sep-2019; Mr. Abhiroop Mukherjee is the Fund Manager for debt component since Inception. Kindly refer to the website [www.motilaloswalmf.com](http://www.motilaloswalmf.com) to see the performance of the funds managed by the same Fund Manager

Mutual Fund Investments are subject to market risks, read all scheme related documents carefully

**THINK EQUITY**  
**THINK MOTILAL OSWAL**

**MOTILAL OSWAL**  
Asset Management  
**MUTUAL FUND**

**BUY RIGHT**  
**SIT TIGHT**