

# Buy Tech stocks of brands you use everyday

## Motilal Oswal NASDAQ 100 Fund of Fund

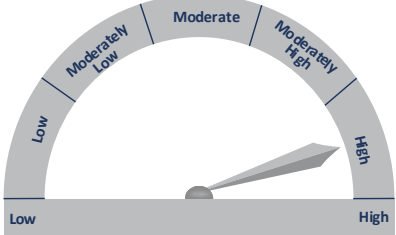


**THINK EQUITY  
THINK MOTILAL OSWAL**



Motilal Oswal NASDAQ 100 Fund of Fund – This is not an index fund; it is fund of fund that invests in underlying ETF

The Stocks mentioned above are used to explain the concept and is for illustration purpose only and should not used for development or implementation of an investment strategy. It should not be construed as investment advice to any party. The stocks may or may not be part of our portfolio/strategy/ schemes. Past performance may or may not be sustained in future.

Name of the scheme	This product is suitable for investors who are seeking*	<div style="text-align: center;"> <b>Riskometer</b>                        Investors understand that their principal will be at High risk                 </div>
Motilal Oswal Nasdaq 100 Fund of Fund (MOFN100FOF) (An open ended fund of fund scheme investing in Motilal Oswal Nasdaq 100 ETF)	<ul style="list-style-type: none"> <li>• Long term capital appreciation</li> <li>• Return that corresponds generally to the performance of the Scheme, Motilal Oswal Nasdaq 100 ETF (MOFN100) through investment in units of MOFN100</li> </ul>	

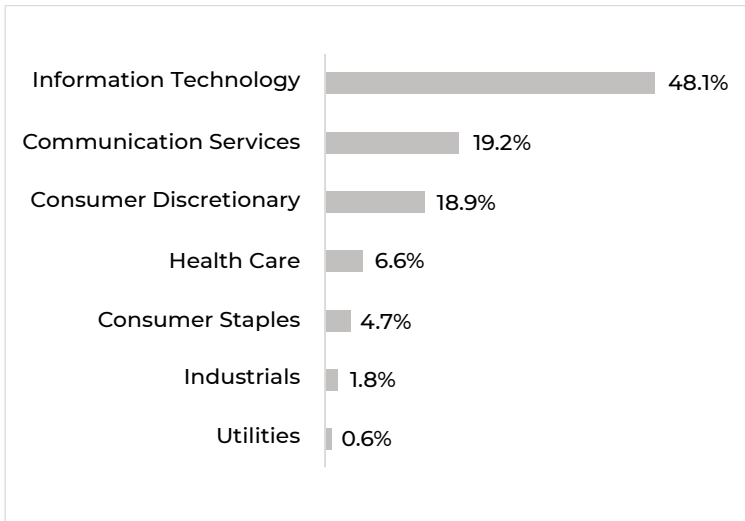
\*Investors should consult their financial advisers if in doubt about whether the product is suitable for them.

**Mutual Fund investments are subject to market risks, read all scheme related documents carefully**

## Key Attributes Of Nasdaq 100 Index

- Index includes 100 of the largest non-financial companies listed on The Nasdaq Stock Market®, based on market capitalization listed at NASDAQ stock exchange
- Index has **very long track record**, first index values starts **since January 31, 1985**
- Index reflects companies across **computer hardware, and software, telecommunications, retail/wholesale trade and biotechnology**
- Nasdaq-100** is home to some of the most well-known names in technology the index also includes category-defining companies on the **forefront of innovation in other key industries such as Amgen, Starbucks, and Tesla**

## Sectorial Weights Of Motilal Oswal NASDAQ 100 ETF

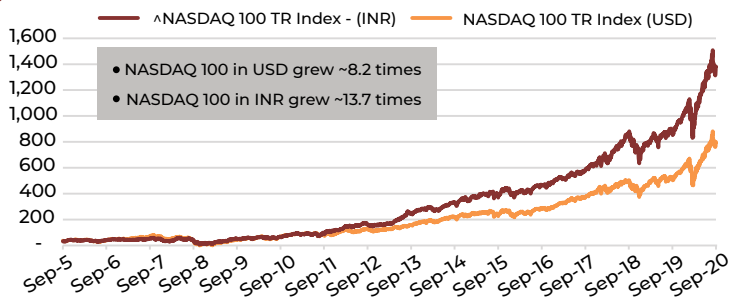


## Top 10 Holdings

Company Name	Weight %	GISC Name
Apple Inc.	13.3	Information Technology
Microsoft Corp	10.7	Consumer Discretionary
Amazon Com Inc	10.7	Information Technology
Facebook INC. Class A	4.3	Communication Services
Alphabet Inc A	3.5	Communication Services
Tesla Inc	3.4	Consumer Discretionary
Alphabet Inc	3.3	Communication Services
Nvidia Corp Com	2.8	Information Technology
Adobe Inc	2.0	Information Technology
Paypal Holdings Inc	2.0	Information Technology
<b>Total</b>	<b>56.1</b>	

Source - MOAMC, Data as 30-Sep-2020; Global Industry Classification Standard Sectors are used for Sector weight. The sector/stock mentioned herein are for general and comparison purpose only and not a complete disclosure of every material fact. It should not be construed as investment advice to any party. Past performance may or may not be sustained in future.

## Dollar Hedge



The NASDAQ 100 Index in INR grew 13.7 times over last 10 years; where as the underlying index NASDAQ 100 TRI in USD terms grew 8.2 times during the same period.

The excess returns can be attributed primarily on account of depreciation of INR against USD.

## Risk Return Profile

		1 Year	3 Year	5 Year	7 Year	10 Year	15 Year
Annualised Returns	^NASDAQ 100 TR Index - (INR)	55.6%	30.4%	26.8%	23.9%	26.5%	19.1%
	Nifty 500 TRI (INR)	1.0%	4.0%	8.3%	12.7%	7.8%	11.2%
Annualised Volatility	^NASDAQ 100 TR Index - (INR)	33.3%	25.4%	21.6%	20.1%	19.7%	22.3%
	Nifty 500 TRI (INR)	28.9%	20.0%	17.5%	16.9%	17.0%	22.0%
Risk Adjusted Returns	^NASDAQ 100 TR Index - (INR)	1.67	1.20	1.24	1.19	1.34	0.86
	Nifty 500 TRI (INR)	0.04	0.20	0.47	0.75	0.46	0.51

Data Source: Bloomberg, FBIL/RBI/Thomson Reuter and MOAMC; Performance as of Close of Sept 30, 2005 - Sept 30, 2020; ^ denotes the index currency conversion. Performance results have many inherent limitations and no representation is being made that any investor will, or is likely to achieve. The above graph is used to explain the concept and is for illustration purpose only and should not be used for development or implementation of an investment strategy. Past performance may or may not be sustained in future.

## Motilal Oswal Nasdaq 100 Fund Of Funds

### Investment Objective

The investment objective of the scheme is to seek returns by investing in units of Motilal Oswal Nasdaq 100 ETF. However, there can be no assurance or guarantee that the investment objective of the scheme would be achieved.

### Key Facts

- Benchmark - NASDAQ 100 TRI
- Fund Manager - Mr. Swapnil Mayekar and for Debt component - Mr. Abhiroop Mukherjee
- Date of Inception/Allotment - 28-Nov-2018
- Total Expense Ratio - Regular - 0.50%
- Asset Under Management - INR 1144.11 Crores (September 30, 2020)

### Continuous Offer

Minimum and Additional Application Amount : INR 500/- and in multiples of INR 1/- thereafter.

- Entry/Exit Load - Nil
- Category-Domestic Fund of Fund

Note - Investors are requested to note that they will be bearing the recurring expenses of the fund of funds (FoF) scheme, in addition to the expenses of underlying scheme in which the fund of funds scheme makes investments