

Healthy bhi, tasty bhi.

Invest in Motilal Oswal Nifty Next 50 Index Fund




A healthy portfolio with low market volatility & sweet returns in the long run, an ideal way to create wealth over the years.

**THINK EQUITY
THINK MOTILAL OSWAL**



**Mutual Fund investments are subject to market risks,
read all scheme related documents carefully**

To invest,
Call: 81086 22222 or 022-4054 8002 (Press 1)
Email: mfservice@motilaloswal.com
Visit: www.motilaloswalmf.com

Name of the scheme	This product is suitable for investors who are seeking*	Riskometer
Motilal Oswal Nifty Next 50 Index Fund (MOFNEXT50) (An open ended scheme replicating / tracking Nifty Next 50 Index)	<ul style="list-style-type: none"> Return that corresponds to the performance of Nifty Next 50 Index subject to tracking error Equity and equity related securities covered by Nifty Next 50 Index Long term capital growth 	 <p>Investors understand that their principal will be at Moderately High risk</p>

*Investors should consult their financial advisers if in doubt about whether the product is suitable for them.



Key attributes of Nifty Next 50 Index

- NIFTY Next 50 captures the performance of potential blue chips of tomorrow
- Provides different stock and sector exposure in large cap space
- Constituent companies are essentially large companies with dash of mid-caps
- Over the medium to long term, Nifty Next 50 has delivered better risk adjusted returns than Nifty 50



About Nifty Next 50 Index

The Nifty Next 50 Index is designed to measure the performance of large cap stocks identified as 50 stocks after excluding constituent of Nifty 50 Index from composition of Nifty 100 Index



Risk Return Profile

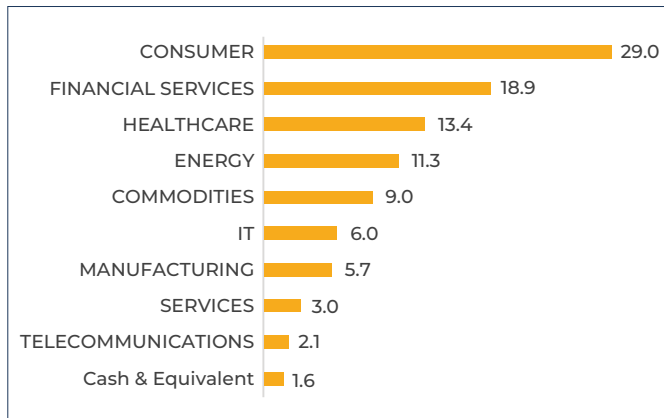
		1 Year	3 Year	5 Year	7 Year	10 Year	15 Year
Annualised Returns	Nifty Next 50 TRI	-3.9%	-1.6%	8.2%	13.6%	9.0%	13.8%
	Nifty 500 TRI	-0.1%	2.7%	8.5%	11.6%	8.0%	12.1%
Annualised Volatility	Nifty Next 50 TRI	26.6%	20.1%	18.4%	18.4%	18.3%	24.6%
	Nifty 500 TRI (INR)	28.9%	20.1%	17.6%	16.9%	17.0%	22.0%
Risk Adjusted Returns	Nifty Next 50 TRI	-0.145	-0.078	0.443	0.744	0.492	0.561
	Nifty 500 TRI (INR)	-0.004	0.136	0.486	0.690	0.471	0.551

Source- www.niftyindices.com. Performance as of Close of 31-Oct-2005 to 31-Oct-2020. Performance results have many inherent limitations and no representation is being made that any investor will, or is likely to achieve. Past performance may or may not be sustained in future.

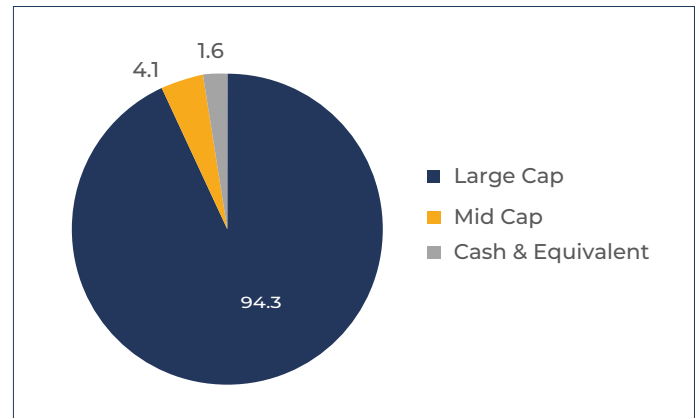


Fund Composition

Sectorial Weight of Motilal Oswal Nifty Next 50 Index Fund



Market Cap Coverage



Source- MOAMC, AMFI Industry, SEBI Classification. Data as on 31-Oct-2020. The sectors mentioned herein are for general and comparison purpose only and not a complete disclosure of every material fact. It should not be construed as investment advice to any party. Past performance may or may not be sustained in future.



About Motilal Oswal Nifty Next 50 Index Fund

Type of Scheme: An open ended scheme replicating/tracking Nifty Next 50 TR Index

Investment Objective: The Scheme seeks investment return that corresponds to the performance of Nifty Next 50 Index subject to tracking error. However, there can be no assurance or guarantee that the investment objective of the Scheme would be achieved.

Minimum application amount: Minimum & additional application amount of Rs 500/- and in multiples of Rs 1/- thereafter Systematic Investment Plan (SIP) - Minimum Rs 500 & in multiples of Re. 1/- thereafter

Benchmark: Nifty Next 50 TR Index

Exit Load: 1%- If redeemed on or before 15 days from the date of allotment.

Nil- If redeemed after 15 days from the date of allotment.

Entry Load: N/A

Fund Manager: Mr. Swapnil Mayekar

Launch Date: 23rd December 2019

Total Expense ratio: Regular - 0.95%