– The next **big** thing could really be **Micro**



MOTILAL OSWAL MUTUAL FUND INDEX FUNDS

31-July-2023

Motilal Oswal Nifty Microcap 250 Index Fund

Veritable Ecosystem in Financial Services

Expertise in equity research
250+*Companies* **20***Sectors*
300+*Reports* **39***Analysts*

Expertise in advisory and client servicing
3.4mn*Clients* **7,600***Franchisees*
1,800*Advisors*

Expertise in capital market deals
20+*Team* **14***Deals last fiscal*
10,435*Cr worth deals*

Expertise in affordable housing finance
47,000*Families* **3,680***Cr AUM*
108*Branches*

"House of Ideas"

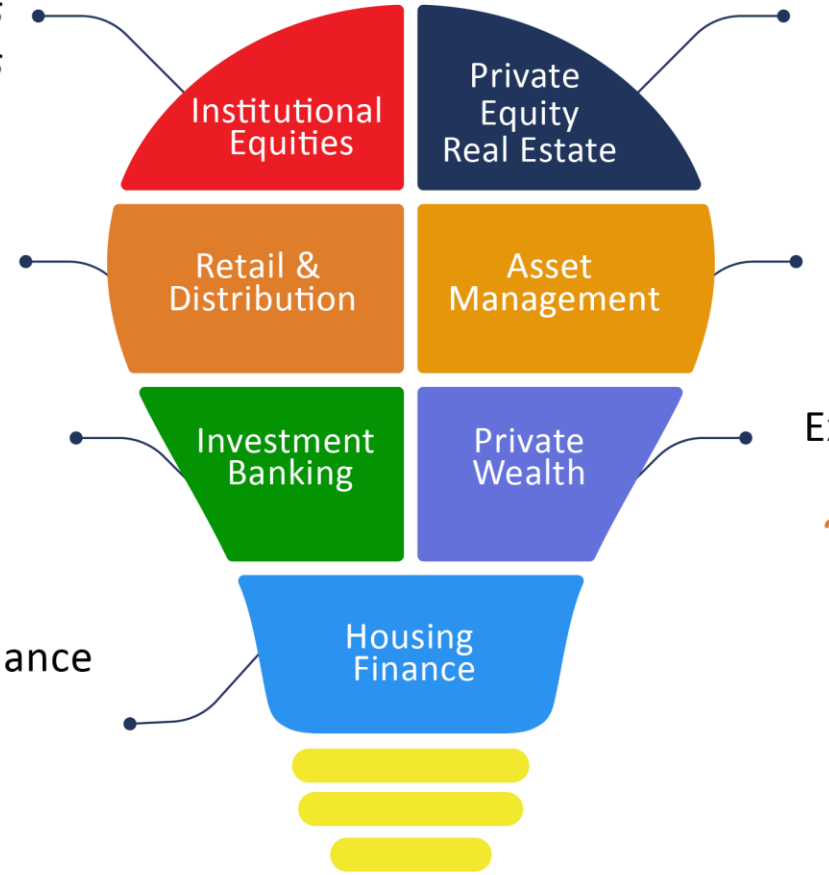

Expertise in private placement and real estate
100+*Investments* **7***Funds*
9,500*Cr AUM*

One of the leaders in CAT III long only AIFs
46,500*Cr AUM* **190+***Investee cos*
10*Fund Managers*

Expertise in wealth management and distribution
~41,000*Cr AUM* **5,000***Families*
160*RMs*

We have established experience in arguably most segments under financial services

Source: MOAMC Internal, Data as on 31st December 2022.

Motilal Oswal Mutual Fund
Index Funds

Motilal Oswal AMC Positioning

A lot of Fund Managers construct portfolios that are very close to the benchmark due to fear of significant underperformance

	Benchmark Agnostic	Benchmark Hugging	Benchmark Replicating
Style	**Active**	Active	**Passive**
Portfolio Holding	**Focused**	Closer to Benchmark	**Same as benchmark**
Alpha Generation Capacity	**High**	Low	**NA**
Motilal Oswal AMC	✓	✗	✓

Motilal Oswal AMC has benchmark agnostic products in the form of active mutual funds, PMS, AIF along with benchmark replicating index funds and ETFs

Why Motilal Oswal AMC?

Cornerstone of Investment Philosophy

Focused Strategies

based on time tested investment framework

- **Q** — **Quality** of Business & Management
- **G** — **Growth** in Earnings
- **L** — **Longevity** of Quality and Growth
- **P** — **Price**

Index-based Strategies

Index Funds and ETFs based on first principal of

- **Easy** — To understand and track
- **Economic** — Low cost
- **Effective** — For wealth creation

Motilal Oswal AMC in Numbers

Investors	• More than **12 lac investors** • More than **19 lac folios**
Active Mutual Funds	• **10 active funds** • Total AUM **~20,000 crores**
PMS and AIFs (Alternates)	• **12+ PMS and AIFs** • Total AUM **~15,000 crores**
Index-Based Mutual Funds	• **29 Index Funds and ETFs** • Total AUM **~15,000 crores**

Source/Disclaimer: MOAMC Internal, Data as on 30-Apr-23

What Are Microcaps?

MOTILAL OSWAL MUTUAL FUND INDEX FUNDS

What are Microcaps?

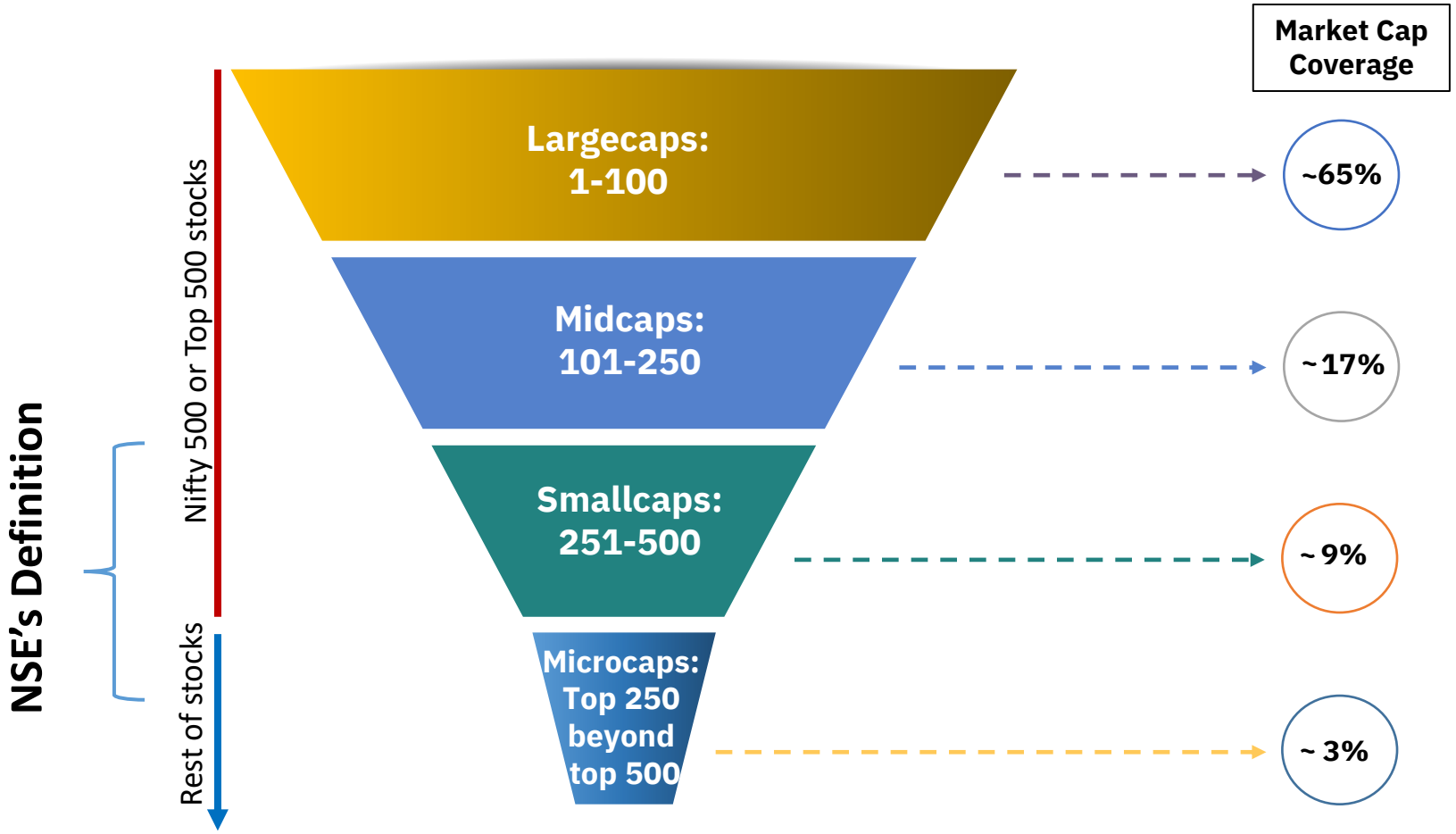

Source/Disclaimer : Data as of close of 31-Jul-2023. Niftyindices, BSE, MOAMC Internal research, Classification as per Nifty; Top 500 is defined as Nifty 500. The above graph is used to explain the concept and is for illustration purpose only and should not used for development or implementation of an investment strategy.

MOTILAL OSWAL MUTUAL FUND INDEX FUNDS

Microcaps are small but unique



Agile

- Nimble with less bureaucracy
- Integrated teams



Entrepreneurial

- Driven by founders- Risk taking
- Customer centric



Specialized

- Competitive edge- Tailor made offerings
- Niche markets overlooked- potential to thrive



Company-specific risk

- Dependence of key individuals
- Resource constraint
- Limited range of products

Source/Disclaimer: The above graph is used to explain the concept and is for illustration purpose only and should not used for development or implementation of an investment strategy.

Diamonds In The Rough?
Uncovering Investment Opportunities

MOTILAL OSWAL MUTUAL FUND INDEX FUNDS

Discovering overlooked investment opportunities

Limited research coverage may lead to hidden opportunities

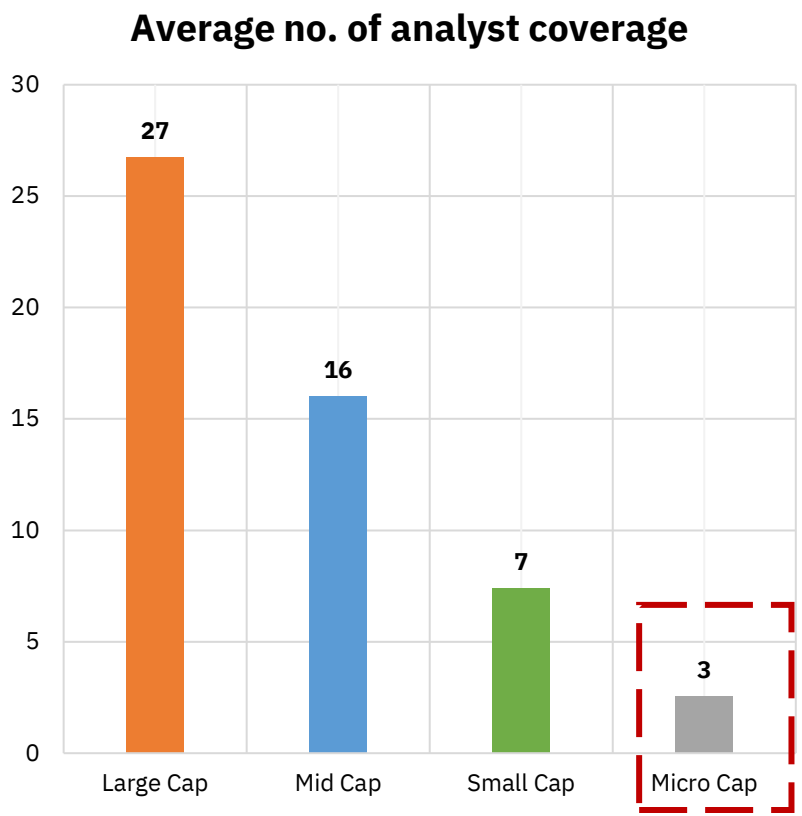

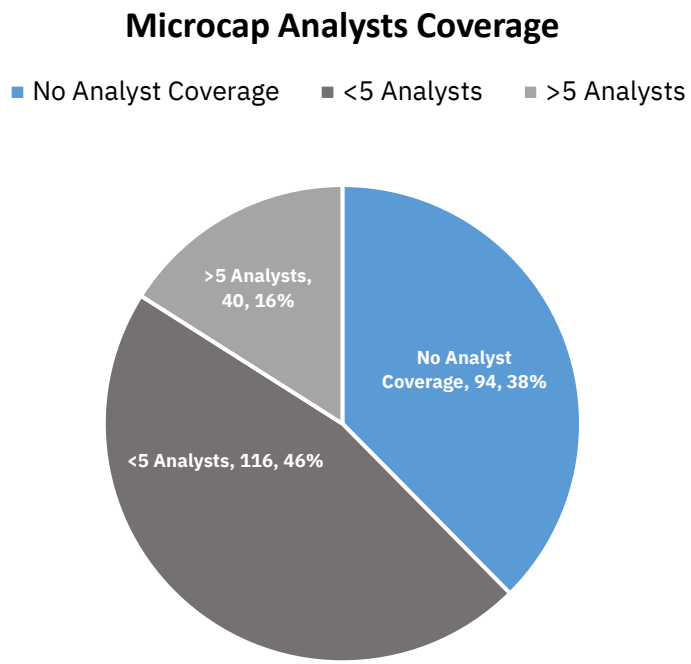

Source/Disclaimer : Data as of close of 31-Jul-2023; .MOAMC Research, Factset. Average analyst coverage is the simple average of number of analysts covering various index constituents as on 31-Jul-2023.Classification as per Nifty. Large caps is defined as Nifty 100, Mid caps is defined as Nifty Midcap 150, Small caps is defined as Nifty Smallcap 250, Micro caps is defined as Nifty Microcap 250. The above graph is used to explain the concept and is for illustration purpose only and should not used for development or implementation of an investment strategy.

Institutional Blindspot?

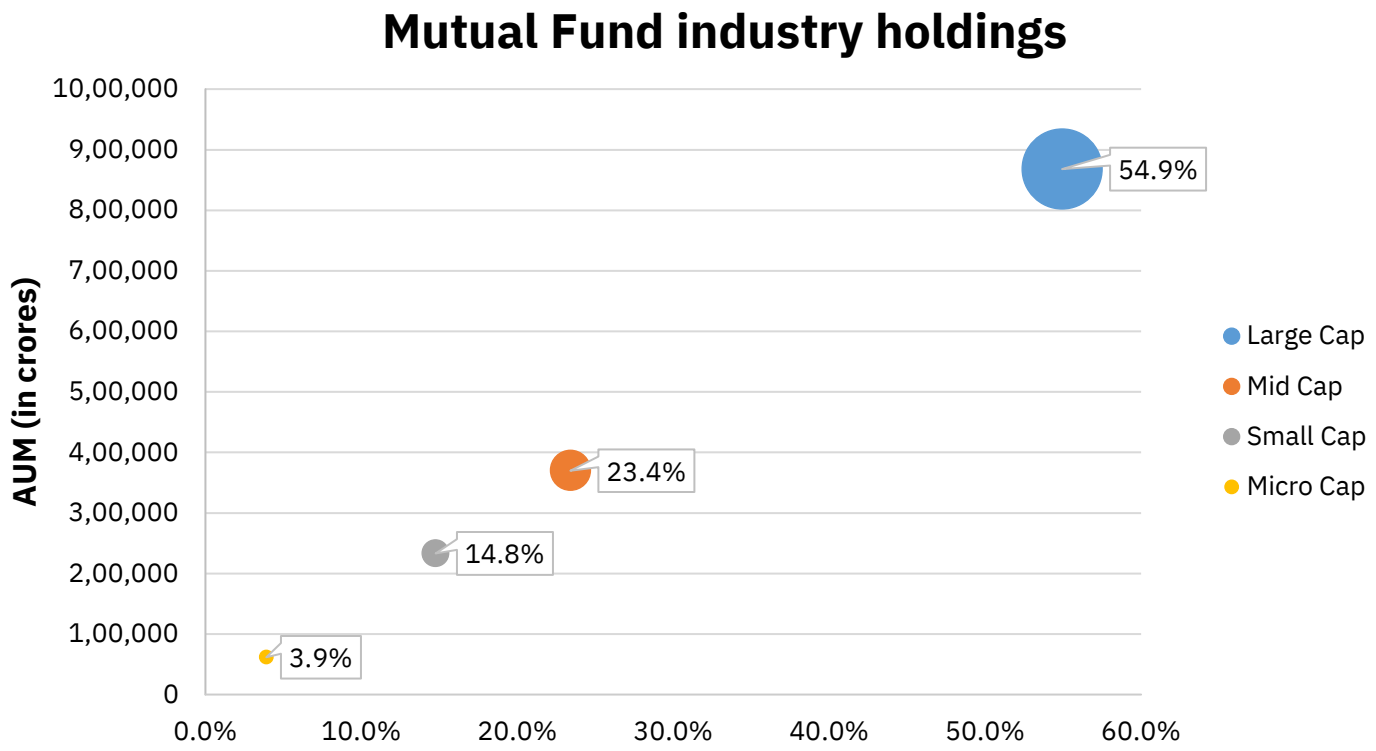

Only 4% of Mutual Fund Industry AUM is invested in stocks beyond the Top 500 companies*

Limited participation of mutual funds creates an opportunity for potential mispricing in the micro cap segment

Source/Disclaimer : NSE, Data as close of 28-Apr-2023. MOAMC Internal Research, ACEMF. *Top 500 is defined as Nifty 500. Classification as per Niftyindices. Microcaps are defined as companies beyond Nifty 500. The above graph is used to explain the concept and is for illustration purpose only and should not used for development or implementation of an investment strategy. .

Smaller business exhibit higher skin in the game

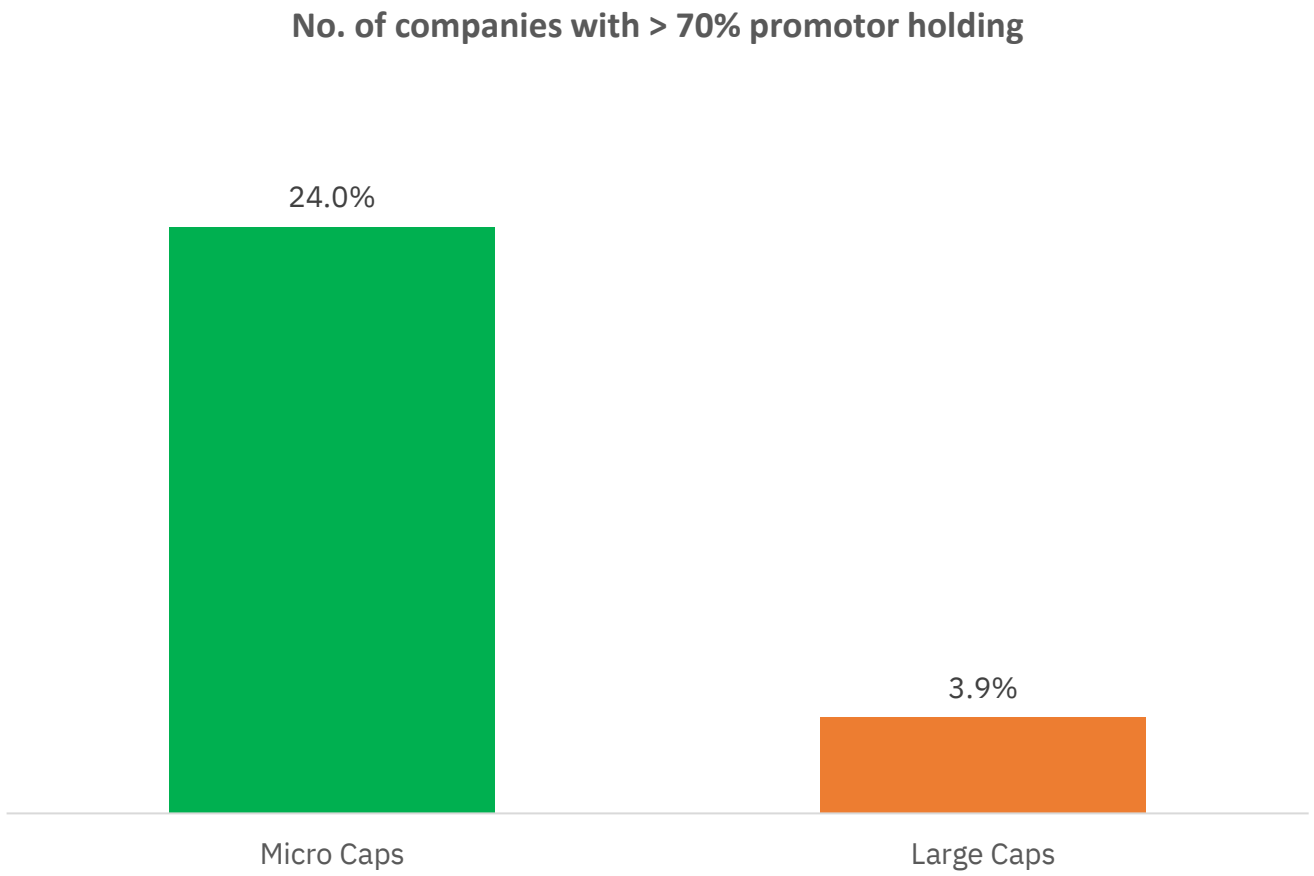

- Majority of the large business are run by managers who have insignificant ownership, highlighting the asymmetry between pain and gain.
- **Studies indicate that owner-operated companies generally perform better than their counterparts**

Source/Disclaimer: Data as of 31-Jul-2023. Niftyindices, ACE equity, MOAMC Research. Classification as per Nifty. Large cap is defined as Nifty 50 TRI, Microcap is defined as Nifty Microcap 250 TRI. The above graph is used to explain the concept and is for illustration purpose only and should not used for development or implementation of an investment strategy.

The small firm effect?

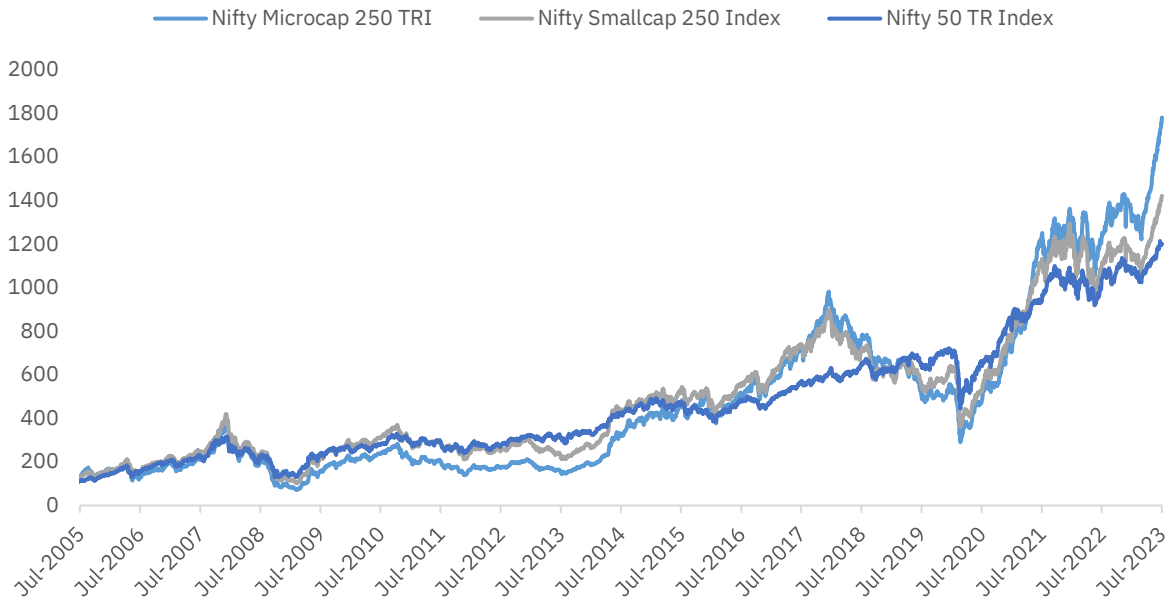

- **Small firm effect** is often attributed to factors like- illiquidity premium, risk premium, high growth potential, under-researched etc.

- Small firms have historically offered higher returns compared to it counterparts, albeit with much higher risk

Source/Disclaimer: www.niftyindices.com; Data as of close of 31-Jul-2005 – 31-Jul-23. All index values in above chart are for total return index. Performance . Performance results have many inherent limitations and no representation is being made that any investor will, or is likely to achieve. Past performance may or may not be sustained in future. The above graph is used to explain the concept and is for illustration purpose only and should not used for development or implementation of an investment strategy.

Historically Deeper & Longer Drawdowns

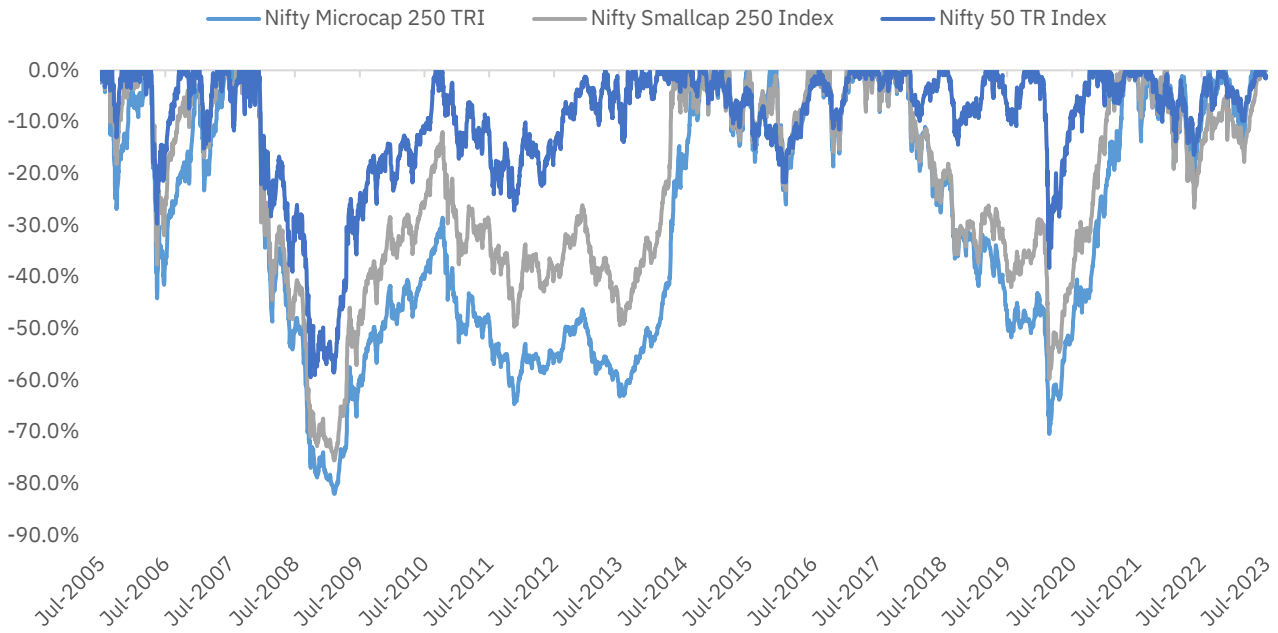

- Micro caps has historically seen drawdown for longer period than Small caps and Large caps

Source/Disclaimer: www.niftyindices.com; Data as of close of 31-Jul-2005 – 31-Jul-23. All index values in above chart are for total return index. Performance . Performance results have many inherent limitations and no representation is being made that any investor will, or is likely to achieve. Past performance may or may not be sustained in future. The above graph is used to explain the concept and is for illustration purpose only and should not used for development or implementation of an investment strategy.

Motilal Oswal Nifty Microcap 250 Index Fund

MOTILAL OSWAL MUTUAL FUND INDEX FUNDS

About Nifty Microcap 250 Index

Microcap Stocks	• Represents the top 250 stocks beyond Nifty 500
Performance & Security Selection	• Measures Performance of Microcap companies selected based on avg. daily market capitalization
Weighing & Rebalancing	• Weighting based on free-float market-cap • Semi-Annual Rebalancing (Mar, Sep)
NSE Market Coverage	• Index represents about 2.9% of the total market capitalization of listed stock universe

Source/Disclaimer: www.niftyindices.com, Data as of close of 31-Jul-2023; For detailed index methodology kindly visit www.niftyindices.com. The above data/graph is used to explain the concept and is for illustration purpose only. It should not be used for development or implementation of any investment strategy. Past performance may or may not be sustained in future.

Motilal Oswal Nifty Microcap 250 Index Fund

Type of Scheme
An open ended fund replicating/tracking Nifty Microcap 250 Total Return Index

Minimum Application Amount
Rs 500/- and in multiples of Re 1/- thereafter

Inception Date
5th July 2023

Benchmark
Nifty Microcap 250 TRI

Investment Objective
The investment objective of the scheme is to provide returns that, before expenses, correspond to the total returns of the securities as represented by Nifty Microcap 250 TRI, subject to tracking error. However, there is no guarantee or assurance that the investment objective of the scheme will be achieved

Exit Load
1% if redeemed on or before 15 days from allotment date, Nil if redeemed after 15 days from allotment date

Fund Manager
Mr. Swapnil Mayekar

Total Expense Ratio
Regular – 1.05%
Direct – 0.35%

Source/Disclaimer: www.niftyindices.com, Data as of close of 31-Jul-2023; For detailed index methodology kindly visit www.niftyindices.com. The above data/graph is used to explain the concept and is for illustration purpose only. It should not be used for development or implementation of any investment strategy. Past performance may or may not be sustained in future.

Index Composition

Top 10 Constituents

Sr no.	Company Name	Weight
1	Karnataka Bank Ltd.	1.6%
2	Ujjivan Financial Services Ltd.	1.5%
3	Usha Martin Ltd.	1.3%
4	Religare Enterprises Ltd.	1.3%
5	Reliance Infrastructure Ltd.	1.2%
6	Ramkrishna Forgings Ltd.	1.2%
7	Reliance Power Ltd.	1.1%
8	Ion Exchange (India) Ltd.	1.1%
9	Procter & Gamble Health Ltd.	1.0%
10	Titagarh Rail Systems Ltd.	1.0%
	Total	**12.3%**

Macro-Economic Sectors (AMFI): Nifty Microcap 250 Index

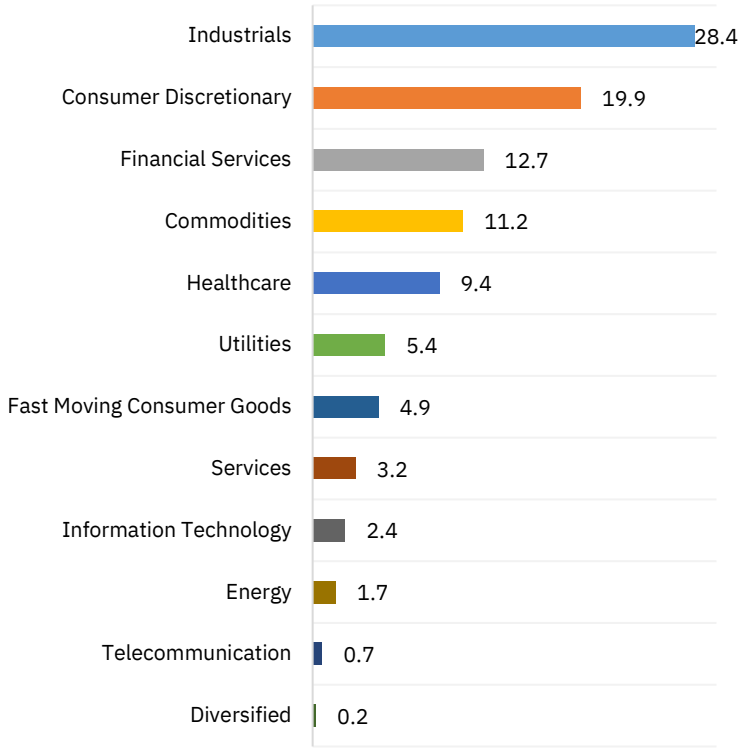

Source/Disclaimer: NSE. Data as of 31-Jul-2023. Sectors - Macro Economic Sectors as per AMFI Industry Classification. The stocks/sectors mentioned above are used to explain the concept and is for illustration purpose only and should not be used for development or implementation of an investment strategy. The stock may or may not be part of our portfolio/strategy/ schemes. It should not be construed as investment advice to any party. Past performance may or may not be sustained in future.

Liquidity Analysis

Metric	Largest	Smallest	Average
Total Market Cap (In crores)	₹ 12,638	₹ 1,014	₹ 4,084
Free Float Market Cap (In crores)	₹ 6,509	₹ 246	₹ 1,633
Daily Trading Volume (In crores)	₹ 39.3	₹ 0.7	₹ 6.9

The smallest company with free float market cap of ₹247 crores has weight of 0.07% in the index

Source/Disclaimer: Data as of 31-Jul-2023. Niftyindices, MOAMC Research, Factset. *6 Month Median Average Daily Trading Volume. The above table is used to explain the concept and is for illustration purpose only and should not used for development or implementation of an investment strategy.

Index Performance

	Data Label	Nifty Microcap 250	Nifty Smallcap 250	Nifty 50
Annualized Returns	1 year	45.7%	30.2%	16.3%
	3 year	55.0%	39.2%	22.7%
	5 year	18.5%	14.9%	13.0%
	10 year	27.9%	20.4%	14.5%
	15 year	15.8%	12.7%	12.0%
Annualized Volatility	1 year	15.2%	13.0%	11.3%
	3 year	20.6%	18.2%	15.3%
	5 year	22.1%	20.1%	19.3%
	10 year	21.1%	19.2%	16.9%
	15 year	22.1%	20.6%	20.3%

- **Nifty Microcap 250 TRI Index has outperformed Nifty smallcap 250 TRI over the last 15 years**

Source/Disclaimer: www.niftyindices.com; Data as of close of 31-Jul-2008 – 31-Jul-2023; . All index values in above chart are for total return index. Performance . Performance results have many inherent limitations and no representation is being made that any investor will, or is likely to achieve. Past performance may or may not be sustained in future. The above graph is used to explain the concept and is for illustration purpose only and should not used for development or implementation of an investment strategy.

Index SIP Returns

Nifty Microcap 250	1 Year	3 Year	5 Year	7 Year	10 Year
Returns	61.8%	41.3%	35.8%	25.3%	23.6%
Amount Invested	1,20,000	3,60,000	6,00,000	8,40,000	12,00,000
Market Value	1,56,837	6,40,269	14,36,296	20,67,325	41,91,687

Data as of close of July 31, 2023 . For SIP returns, monthly investment of ₹ 10,000 invested on the first business day of every month has been considered. Performance is calculated using Total Return Index, with zero cost/expenses. Past performance may or may not be sustained in the future.

Source/Disclaimer: www.niftyindices.com; Performance Data as of close of 01-Aug-2013 – 31-Jul-2023;. Hypothetical performance results may have many inherent limitations and no representation is being made that any investor will, or is likely to achieve the performance similar to that shown. The above is for illustration purpose only. The SIP amount, tenure of SIP, expected rate of return are assumed figures for the purpose of explaining the concept of advantages of SIP investments. The actual result may vary from depicted results depending on the scheme selected. It should not be construed to be indicative of scheme performance in any manner. The above are not scheme SIP returns, but simulation of index SIP returns. Past performance may or may not be sustained in future.

Rolling Returns

	3 Year Rolling Returns		5 Year Rolling Returns	
	Nifty Microcap 250	Nifty Smallcap 250	Nifty Microcap 250	Nifty Smallcap 250
Average	18.3%	13.9%	17.6%	13.2%
Median	20.7%	15.8%	15.8%	13.3%
Min	-21.0%	-16.7%	-7.2%	-6.5%
Max	65.1%	45.5%	39.6%	27.8%
Returns Range	**% of Total Observation**			
Negative	25.0%	19.7%	3.8%	3.8%
0% to 10%	11.0%	19.3%	16.6%	30.2%
10% to 15%	6.0%	8.6%	23.3%	26.7%
15% to 20%	7.4%	12.4%	24.1%	18.9%
Above 20%	50.6%	40.0%	32.2%	20.4%
	64.0%	**60.9%**	**79.6%**	**66.0%**

Source/Disclaimer: niftyindices. 250 trading days assumed in one year. Performance data since 31-Jul-2008 to 31-Jul-2023. Performance results have many inherent limitations and no representation is being made that any investor will, or is likely to achieve. The above table is used to explain the concept and is for illustration purpose only and should not used for development or implementation of an investment strategy. Past performance may or may not be sustained in future

Risks to consider

Risks	Possible Mitigations
Higher **volatility** and historically longer and deeper **drawdowns**	Staying patient and investing for long term often helps in more volatile segment
Relatively **less liquid** segment	• Internal study shows it takes close to 3 days to trade 100 crores* • Experienced team of fund management professional managing passive funds in relatively less liquid segments such as Nifty Smallcap 250 , Nifty Midcap 150 and Nifty 500.
Company specific risks	Buying full basket of 250 stocks over picking one over other

Suitable - This fund is suitable for who understands the risks associated and have risk appetite should consider such fund

Source: MOAMC, as of 31-Jul-2023 Factset & MOAMC Research

Why Should You Invest In Motilal Oswal Nifty Microcap 250 Index Fund?

MOTILAL OSWAL MUTUAL FUND INDEX FUNDS

4 reasons to invest in Motilal Oswal Nifty Microcap 250 Index Fund

Under-researched, hence high return potential

Exposure to niche business

India's first Microcap fund

Motilal Oswal AMC's proven track record of efficiently managing funds in less liquid segments

Source/Disclaimer: ACEMF

Motilal Oswal Passive Fund Offerings

MOTILAL OSWAL MUTUAL FUND INDEX FUNDS

Motilal Oswal Passive Fund Offerings

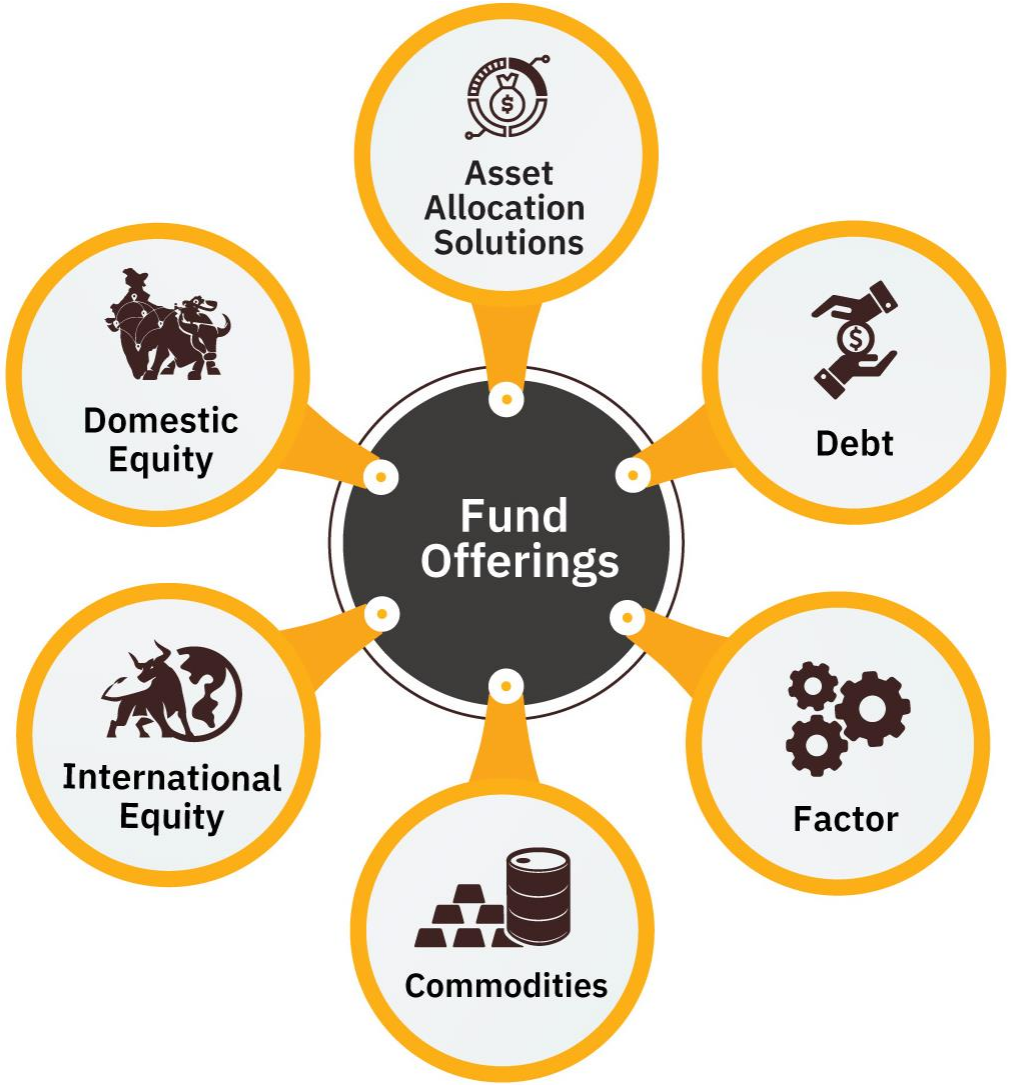

MOTILAL OSWAL MUTUAL FUND INDEX FUNDS

Motilal Oswal Passive Fund Offerings

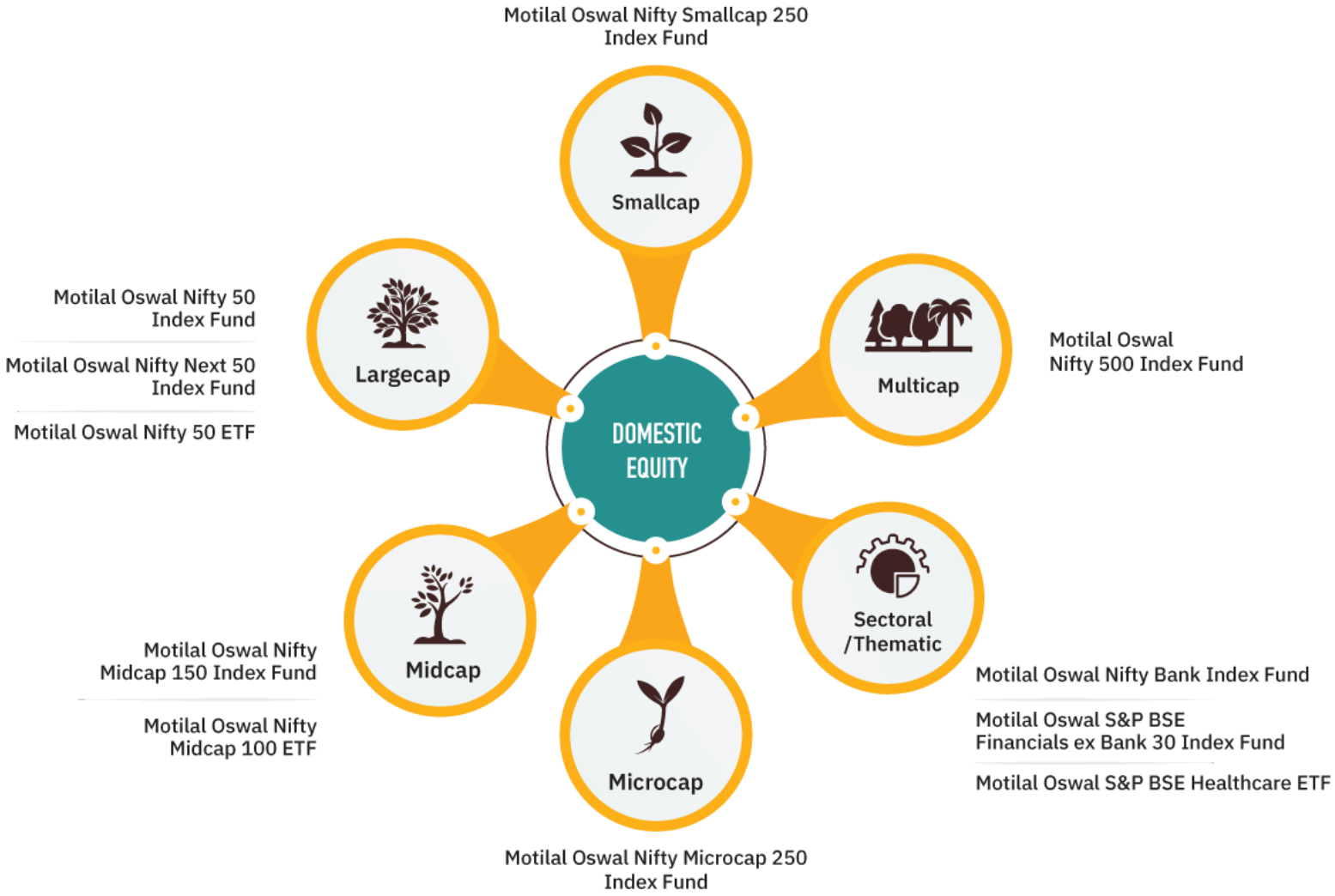

MOTILAL OSWAL MUTUAL FUND INDEX FUNDS

Motilal Oswal Passive Fund Offerings



MOTILAL OSWAL MUTUAL FUND INDEX FUNDS

Motilal Oswal Passive Fund Offerings

Motilal Oswal 5 Year G-Sec Fund of Fund

Motilal Oswal Nifty 5 year Benchmark G-Sec ETF

Motilal Oswal Nifty G-sec May 2029 Index Fund

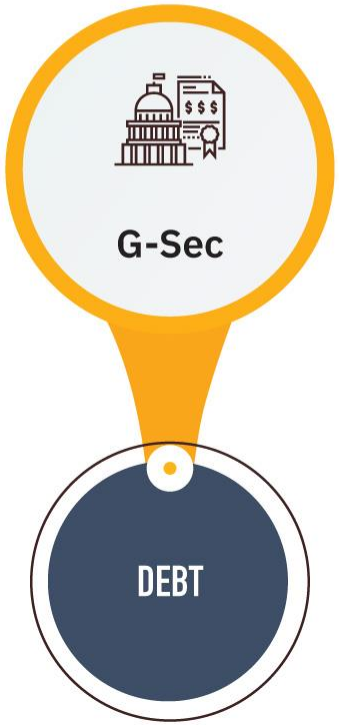

Motilal Oswal Asset Allocation Passive Fund of Fund - Aggressive

Motilal Oswal Asset Allocation Passive Fund of Fund - Conservative



Motilal Oswal Gold and Silver ETFs Fund of Funds



MOTILAL OSWAL MUTUAL FUND INDEX FUNDS

Product Suitability

Name of the Scheme	This product is suitable for investors who are seeking*	Scheme Riskometer	Benchmark Riskometer
Motilal Oswal Nifty 50 Index Fund (An open ended scheme replicating / tracking Nifty 50 Total Return Index)	• Return that corresponds to the performance of Nifty 50 Index subject to tracking error • Investment in equity securities of Nifty 50 Total Return Index	Fund 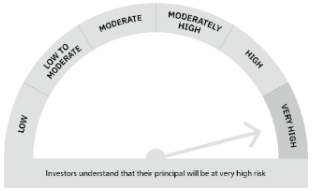	Nifty 50 Total Return Index 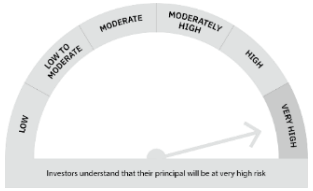
Motilal Oswal Nifty Next 50 Index Fund (An open ended scheme replicating / tracking Nifty Next 50 Total Return Index)	• Return that corresponds to the performance of Nifty Next 50 Total Return Index subject to tracking error • Equity and Equity related securities covered by Nifty Next 50 Total Return Index • Long-term capital growth	Fund 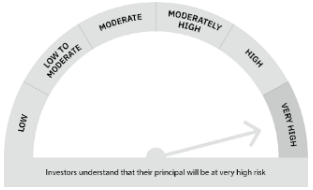	Nifty Next 50 Total Return Index 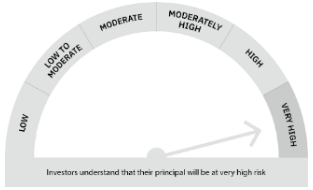
Motilal Oswal Nifty Midcap 150 Index Fund (An open ended scheme replicating / tracking Nifty Midcap 150 Total Return Index)	• Return that corresponds to the performance of Nifty Midcap 150 Index subject to tracking error • Equity and Equity related securities covered by Nifty Midcap 150 Total Return Index • Long-term capital growth	Fund 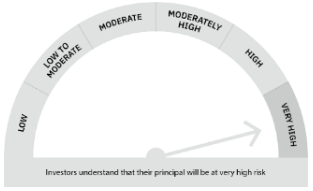	Nifty Midcap 150 Total Return Index 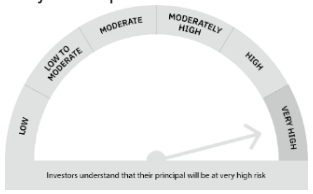
Motilal Oswal Nifty Smallcap 250 Index Fund (An open ended scheme replicating / tracking Nifty Smallcap 250 Total Return Index)	• Return that corresponds to the performance of Nifty Smallcap 250 Total Return Index subject to tracking error • Equity and Equity related securities covered by Nifty Smallcap 250 Total Return Index • Long-term capital growth	Fund 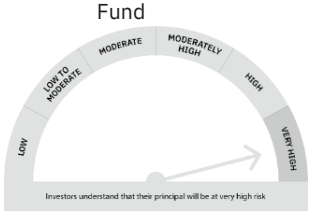	Nifty Smallcap 250 Total Return Index 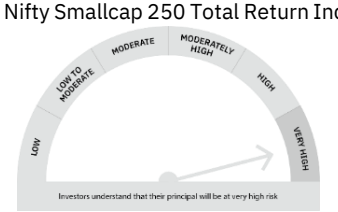

*Investors should consult their financial advisors if in doubt about whether the product is suitable for them.

Product Suitability

Name of the Scheme	This product is suitable for investors who are seeking*	Scheme Riskometer	Benchmark Riskometer
Motilal Oswal Nifty 500 Index Fund *(formerly known as Motilal Oswal Nifty 500 Fund)* (An open ended scheme replicating / tracking Nifty 500 Total Return Index)	• Return that corresponds to the performance of Nifty 500 Index subject to tracking error • Equity and Equity related securities covered by Nifty 500 Total Return Index • Long-term capital growth	Fund 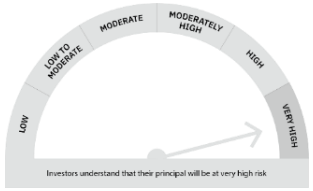	Nifty 500 Total Return Index 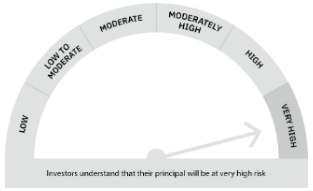
Motilal Oswal Nifty 50 ETF *(Formerly known as Motilal Oswal M50 ETF)* (An open ended scheme replicating/tracking Nifty 50 Total Return Index) BSE: 590115, NSE: MOM50	• Return that corresponds to the performance of the Nifty 50 Total Return Index subject to tracking error and forex movement • Investment in equity securities of Nifty 50 Total Return Index	Fund 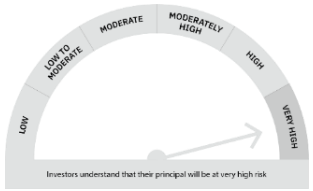	Nifty 50 Total Return Index 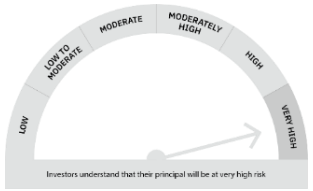
Motilal Oswal Nifty Midcap 100 ETF *(Formerly known as Motilal Oswal Nifty Midcap 100 ETF)* (An open ended scheme replicating/tracking Nifty Midcap 100 Total Return Index) BSE: 536960, NSE: MOM100	• Return that corresponds to the performance of Nifty Midcap 100 Total Return Index, subject to tracking error • Investment in equity securities of Nifty Midcap 100 Total Return Index	Fund 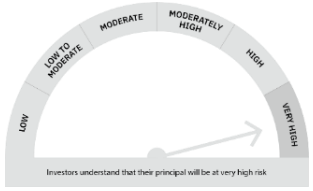	Nifty Midcap 100 Total Return Index 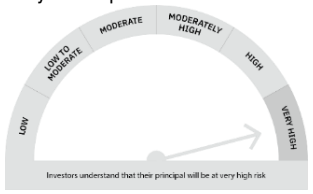
Motilal Oswal Nifty Bank Index Fund (An open ended scheme replicating / tracking Nifty Bank Total Return Index)	• Return that corresponds to the performance of Nifty Bank Index, subject to tracking error • Investment in equity securities of Nifty Bank Total Return Index	Fund 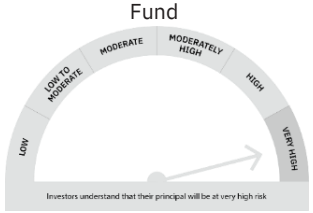	Nifty Bank Total Return Index 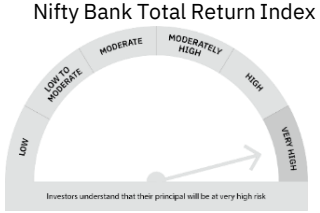

*Investors should consult their financial advisors if in doubt about whether the product is suitable for them.

Product Suitability

Name of the Scheme	This product is suitable for investors who are seeking*	Scheme Riskometer	Benchmark Riskometer
Motilal Oswal S&P 500 Index Fund (An open ended scheme replicating / tracking S&P 500 Total Return Index)	• Return that corresponds to the performance of S&P 500 Index subject to tracking error • Investment in equity securities of S&P 500 Index	Fund 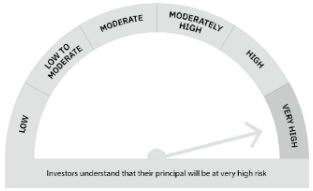	S&P 500 Total Return Index 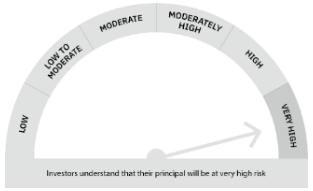
Motilal Oswal NASDAQ 100 ETF (An open ended scheme replicating/tracking NASDAQ-100 Total Return Index) BSE: 533385, NSE: MOFN100)	• Return that corresponds generally to the performance of NASDAQ 100 Index subject to tracking error • Investment in equity securities of NASDAQ 100 Index	Fund 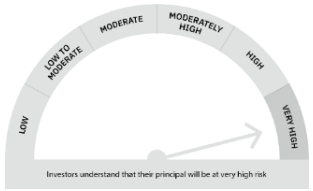	NASDAQ 100 Total Return Index 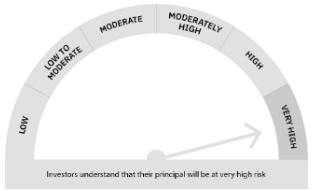
Motilal Oswal NASDAQ 100 Fund of Fund (An open ended fund of fund scheme investing in Motilal Oswal Nasdaq 100 ETF)	• Long term capital appreciation • Return that corresponds to the performance of Motilal Oswal NASDAQ 100 ETF (MON100) Scheme through investment in units of MON100	Fund 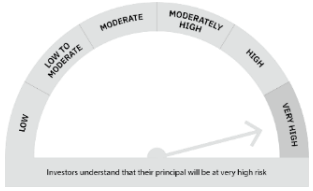	NASDAQ 100 Total Return Index 
Motilal Oswal Asset Allocation Passive Fund of Fund – Aggressive (An open ended fund of funds scheme investing in passive funds)	• To generate long term growth/capital appreciation by offering asset allocation • Investment solution that predominantly invests in passive funds such as ETF/Index Funds of equity and equity related instruments (domestic as well as international), fixed income and Gold	Fund 	50% Nifty 500 TRI + 20% S&P 500 TRI (INR) + 10% Domestic Price of Gold + 20% Nifty 5 Yr Benchmark G-Sec 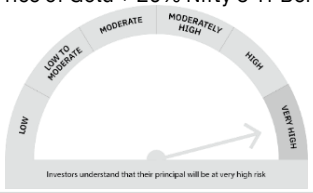

*Investors should consult their financial advisors if in doubt about whether the product is suitable for them.

MOTILAL OSWAL MUTUAL FUND INDEX FUNDS

Product Suitability

Name of the Scheme	This product is suitable for investors who are seeking*	Scheme Riskometer	Benchmark Riskometer
Motilal Oswal Asset Allocation Passive Fund of Fund – Conservative (An open ended fund of funds scheme investing in passive funds)	• To generate long term growth/capital appreciation by offering asset allocation • Investment solution that predominantly invests in passive funds such as ETF/Index Funds of equity and equity related instruments (domestic as well as international), fixed income and Gold	Fund 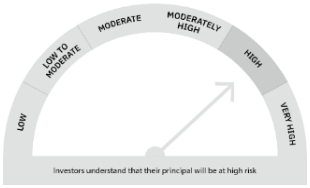	30% Nifty 500 TRI + 10% S&P 500 TRI (INR) + 10% Domestic Price of Gold + 50% Nifty 5 Yr Benchmark G-Sec Index 
Motilal Oswal Nifty 5 YR Benchmark G Sec ETF (*formerly known as Motilal Oswal 5 Year G – Sec ETF)* (An open ended scheme replicating/tracking Nifty 5 yr Benchmark G-Sec Total Return Index) (A-III A relatively low interest rate risk and relatively low credit risk) BSE: 543250, NSE: MOGSEC	• Return that corresponds to the performance of the Nifty 5 yr Benchmark G-Sec Total Return Index, subject to tracking error • Investment in securities of Nifty 5 yr Benchmark G-sec Total Return Index	Fund 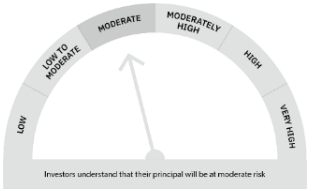	Nifty 5 yr Benchmark G-Sec Total Return Index 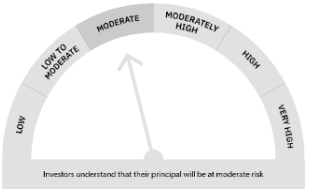
Motilal Oswal 5 Year G-Sec Fund of Fund (An open ended fund of funds scheme investing in units of Motilal Oswal Nifty 5 YR Benchmark G-Sec ETF) (A-III A relatively low interest rate risk and relatively low credit risk)	• Long term capital appreciation • Return that corresponds generally to the performance of the Scheme, Motilal Oswal 5 Year G-Sec Fund of Fund through investment in units of Motilal Oswal Nifty 5 YR Benchmark G-Sec ETF	Fund 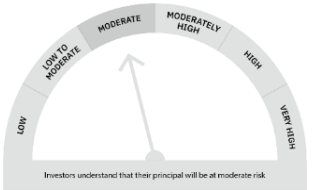	Nifty 5 yr Benchmark G-Sec Total Return Index 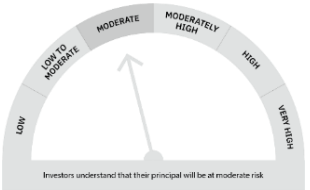

*Investors should consult their financial advisors if in doubt about whether the product is suitable for them.

MOTILAL OSWAL MUTUAL FUND INDEX FUNDS

Product Suitability

Name of the Scheme	This product is suitable for investors who are seeking*	Scheme Riskometer	Benchmark Riskometer
Motilal Oswal MSCI EAFE Top 100 Select Index Fund (An open ended scheme replicating/ tracking MSCI EAFE Top 100 Select Index)	• Returns that corresponds to the performance of MSCI EAFE Top 100 Select Index, subject to tracking error. • Long term capital growth.	Fund 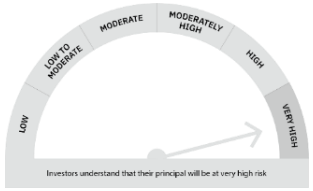	MSCI EAFE Top 100 Select Index 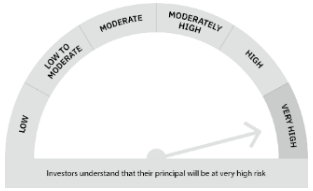
Motilal Oswal NASDAQ Q 50 ETF (An open ended scheme replicating/ tracking Nasdaq Q-50 TR Index) BSE: 543437, NSE: MONQ50	• Return that corresponds to the performance of the NASDAQ Q-50 TR Index subject to tracking error and forex movement. • Long term capital growth.	Fund 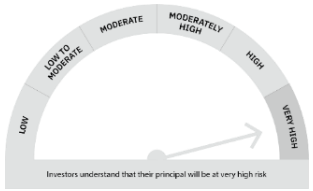	NASDAQ Q-50 Total Return Index 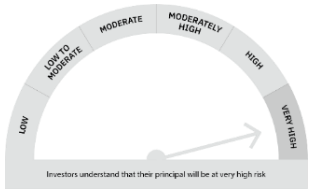
Motilal Oswal Nifty 200 Momentum 30 ETF (An open ended fund replicating / tracking the Nifty 200 Momentum 30 Total Return Index (BSE: 543465, NSE: MOMOMENTUM)	• Return that corresponds to the total returns of the Nifty 200 Momentum 30 Total Return Index subject to tracking error • Long term capital growth	Fund 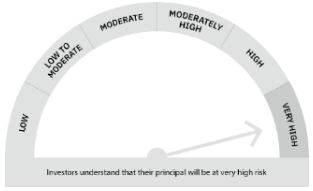	Nifty 200 Momentum 30 Total Return Index 
Motilal Oswal Nifty 200 Momentum 30 Index Fund (An open ended fund replicating / tracking the Nifty 200 Momentum 30 Total Return Index)	• Return that corresponds to the total returns of the Nifty 200 Momentum 30 Total Return Index subject to tracking error • Long term capital growth	Fund 	Nifty 200 Momentum 30 Total Return Index 

*Investors should consult their financial advisors if in doubt about whether the product is suitable for them.

Product Suitability

Name of the Scheme	This product is suitable for investors who are seeking*	Scheme Riskometer	Benchmark Riskometer
Motilal Oswal S&P BSE Low Volatility ETF (An open ended fund replicating / tracking the S&P BSE Low Volatility Total Return Index BSE: 543501, NSE: MOLOWVOL)	• Return that corresponds to the total returns of the S&P BSE Low Volatility Total Return Index subject to tracking error • Long term capital growth	Fund 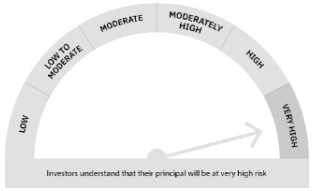	S&P BSE Low Volatility Total Return Index 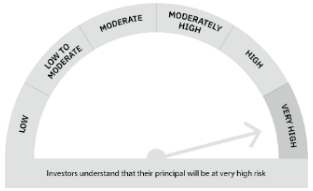
Motilal Oswal S&P BSE Low Volatility Index Fund (An open ended fund replicating / tracking the S&P BSE Low Volatility Total Return Index)	• Return that corresponds to the total returns of the S&P BSE Low Volatility Total Return Index subject to tracking error • Long term capital growth	Fund 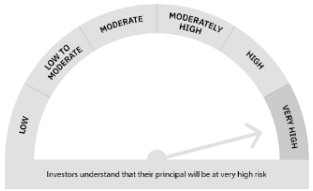	S&P BSE Low Volatility Total Return Index 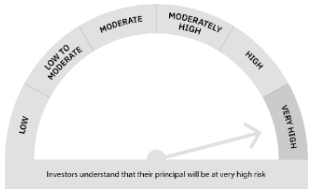
Motilal Oswal S&P BSE Financials ex Bank 30 Index Fund (An open ended fund replicating / tracking the S&P BSE Financials ex Bank 30 Total Return Index)	• Return that corresponds to the total returns of the S&P BSE Financials ex Bank 30 Total Return Index subject to tracking error • Long term capital growth	Fund 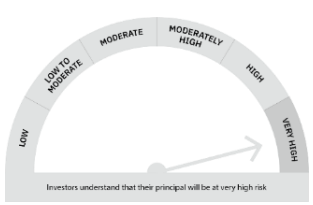	S&P BSE Financials ex Bank 30 Total Return Index 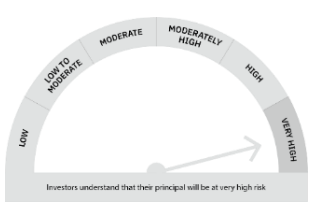
Motilal Oswal S&P BSE Healthcare ETF (An open ended fund replicating / tracking the S&P BSE Healthcare Total Return Index) BSE: 543563, NSE: MOHEALTH	• Return that corresponds to the total returns of the S&P BSE Healthcare Total Return Index subject to tracking error • Long term capital growth	Fund 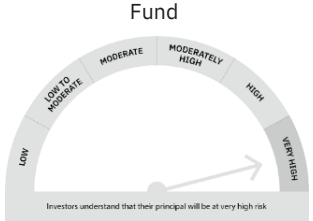	S&P BSE Healthcare Total Return Index 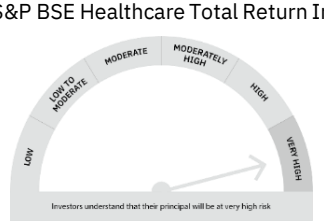

*Investors should consult their financial advisors if in doubt about whether the product is suitable for them.

Product Suitability

Name of the Scheme	This product is suitable for investors who are seeking*	Scheme Riskometer	Benchmark Riskometer
Motilal Oswal S&P BSE Quality ETF (An open ended fund replicating / tracking the S&P BSE Quality Total Return Index) BSE: 543577, NSE: MOQUALITY	• Return that corresponds to the total returns of the S&P BSE Quality Total Return Index subject to tracking error • Long term capital growth	Fund 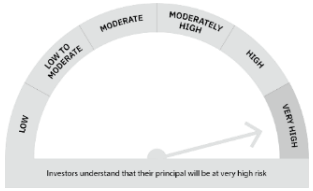	S&P BSE Quality Total Return Index 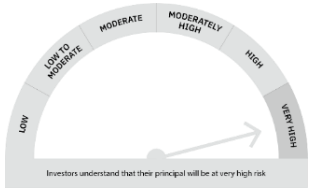
Motilal Oswal S&P BSE Quality Index Fund (An open ended fund replicating / tracking the S&P BSE Quality Total Return Index)	• Return that corresponds to the total returns of the S&P BSE Quality Total Return Index subject to tracking error • Long term capital growth	Fund 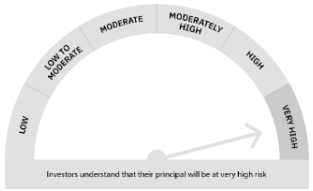	S&P BSE Quality Total Return Index 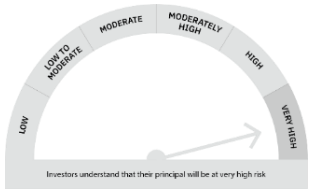
Motilal Oswal S&P BSE Enhanced Value ETF (An open ended fund replicating / tracking the S&P BSE Enhanced Value Total Return Index) BSE:543576, NSE: MOVALUE	• Return that corresponds to the total returns of the S&P BSE Enhanced Value Total Return Index subject to tracking error • Long term capital growth	Fund 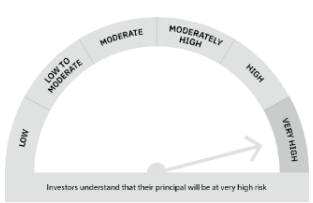	S&P BSE Enhanced Value Total Return Index 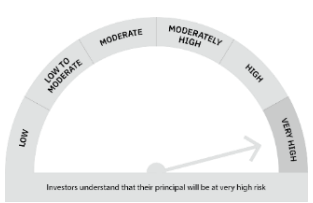
Motilal Oswal S&P BSE Enhanced Value Index Fund (An open ended fund replicating / tracking the S&P BSE Enhanced Value Total Return Index)	• Return that corresponds to the total returns of the S&P BSE Enhanced Value Total Return Index subject to tracking error • Long term capital growth	Fund 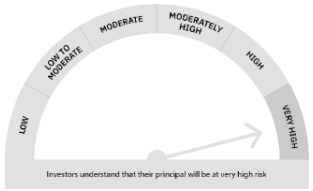	S&P BSE Enhanced Value Total Return Index 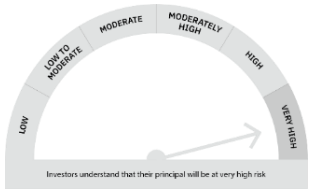

*Investors should consult their financial advisors if in doubt about whether the product is suitable for them.

Product Suitability

Name of the Scheme	This product is suitable for investors who are seeking*	Scheme Riskometer	Benchmark Riskometer
Motilal Oswal Gold and Silver ETFs Fund of Funds (An open ended fund of funds scheme investing in units of gold and silver exchange traded funds)	• Long term capital appreciation • Return that corresponds to the performance of the underlying Schemes of Gold ETF and Silver ETF	Fund 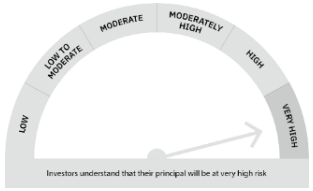	LBMA Price of Gold and Silver 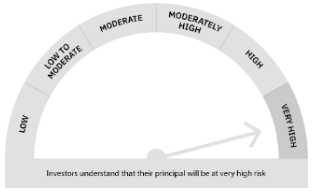
Motilal Oswal Nifty G-sec May 2029 Index Fund (An open ended fund target maturity index fund replicating / tracking the Nifty G-sec May 2029 Index Fund)	• Income over the target maturity period. • An open-ended target maturity index fund replicating / tracking the Nifty G-sec May 2029 Index, subject to tracking error	Fund 	Nifty G-sec May 2029 Index 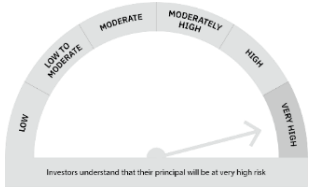
Motilal Oswal Nifty Microcap 250 Index Fund (An open ended scheme replicating / tracking Nifty Microcap 250 Total Return Index)	• Return that corresponds to the total returns of of Nifty Microcap 250 Total Return Index, subject to tracking error • Long-term capital growth	Fund 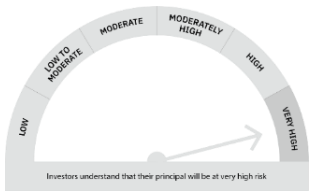	Nifty Microcap 250 Total Return Index 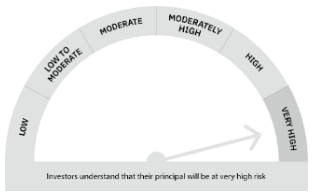

*Investors should consult their financial advisors if in doubt about whether the product is suitable for them.

Disclaimer

This presentation has been prepared and issued on the basis of internal data, publicly available information and other sources believed to be reliable. The information contained in this document is for general purposes only and not a complete disclosure of every material fact and terms and conditions. The information / data herein alone is not sufficient and shouldn't be used for the development or implementation of an investment strategy. It should not be construed as investment advice to any party.

All opinions, figures, charts/graphs, estimates and data included in this presentation are as on date and are subject to change without notice. The statements contained herein may include statements of future expectations and other forward-looking statements that are based on our current views and assumptions and involve known and unknown risks and uncertainties that could cause actual results, performance or events to differ materially from those expressed or implied in such statements. Readers shall be fully responsible / liable for any decision taken on the basis of this presentation. Investments in Securities are subject to market and other risks and there is no assurance or guarantee that the objectives of any of the Schemes will be achieved. The scheme may not be suited to all categories of investors.

The material is based upon information that we consider reliable, but we do not represent that it is accurate or complete, and it should not be relied upon as such. Opinions, if any, expressed are our opinions as of the date of appearing on this material only. While we endeavor to update on a reasonable basis the information discussed in this material, there may be regulatory, compliance, or other reasons that prevent us from doing so. Recipient shall understand that the aforementioned statements cannot disclose all the risks and characteristics. The recipient is requested to take into consideration all the risk factors including their financial condition, suitability to risk return, etc. and take professional advice before investing.

Passive Investments - The Scheme is not actively managed. Since the Scheme is linked to index, it may be affected by a general decline in the Indian markets relating to its underlying index. The Scheme as per its investment objective invests in Securities which are constituents of its underlying index regardless of their investment merit. The AMC does not attempt to individually select stocks or to take defensive positions in declining markets.

Index Fund - The Scheme being an index scheme follows a passive investment technique and shall only invest in Securities comprising one selected index as per investment objective of the Scheme. The Fund Manager would invest in the Securities comprising the underlying index irrespective of the market conditions. If the Securities market declines, the value of the investment held by the Scheme shall decrease.

Risks associated with overseas investment

To the extent the assets of the scheme are invested in overseas financial assets, there may be risks associated with currency movements, restrictions on repatriation and transaction procedures in overseas market. Further, the repatriation of capital to India may also be hampered by changes in regulations or political circumstances as well as the application to it of other restrictions on investment. In addition, country risks would include events such as introduction of extraordinary exchange controls, economic deterioration, and bi-lateral conflict leading to immobilisation of the overseas financial assets and the prevalent tax laws of the respective jurisdiction for execution of trades or otherwise.

Currency Risk:

The fund may invest in overseas mutual fund / foreign securities as permitted by the concerned regulatory authorities in India. Since the assets will be invested in securities denominated in foreign currencies, the Indian Rupee equivalent of the net assets, distributions and income may be adversely affected by changes/fluctuations in the value of the foreign currencies relative to the Indian Rupee.

Country Risk:

The Country risk arises from the inability of a country, to meet its financial obligations. It is the risk encompassing economic, social and political conditions in a foreign country, which might adversely affect foreign investors' financial interests.

Mutual Fund Investments are subject to market risks, read all scheme related documents carefully

Disclaimer

NSE Indices Limited Disclaimer: MOFM50 and MOFM100: MOFM50 and MOFM100 offered by Motilal Oswal Asset Management Company Limited (MOAMC) or its affiliates is not sponsored, endorsed, sold or promoted by NSE Indices Limited and its affiliates. NSE Indices Limited and its affiliates do not make any representation or warranty, express or implied (including warranties of merchantability or fitness for particular purpose or use) to the owners of MOFM50 and MOFM100 or any member of the public regarding the advisability of investing in securities generally or in the MOFM50 and (MOFM100) linked to Nifty 50 Index and Nifty Midcap 100 Index respectively or particularly in the ability of Nifty 50 Index and Nifty Midcap 100 Index to track general stock market performance in India. Please read the full Disclaimers in relation to the Nifty 50 Index and Nifty Midcap 100 Index in the Scheme Information Document.

The **S&P 500 Index** is a product of S&P Dow Jones Indices LLC or its affiliates ("SPDJI") have been licensed for use by Motilal Oswal Asset Management Company Limited (MOAMC) . Standard & Poor's® and S&P® are registered trademarks of Standard & Poor's Financial Services LLC ("S&P"); Dow Jones® is a registered trademark of Dow Jones Trademark Holdings LLC ("Dow Jones"); **Motilal Oswal S&P Index Fund (MOFSP500)** is not sponsored, endorsed, sold or promoted by SPDJI, Dow Jones, S&P, their respective affiliates and none of such parties make any representation regarding the advisability of investing in such product(s) nor do they have any liability for any errors, omissions, or interruptions of the **S&P 500 Index.**

The S&P 500 Index is a product of S&P Dow Jones Indices LLC or its affiliates ("SPDJI") have been licensed for use by MOAMC. Standard & Poor's® and S&P® are registered trademarks of Standard & Poor's Financial Services LLC ("S&P"); Dow Jones® is a registered trademark of Dow Jones Trademark Holdings LLC ("Dow Jones"); It is not possible to invest directly in an index. MOFSP500 is not sponsored, endorsed, sold or promoted by SPDJI, Dow Jones, S&P, any of their respective affiliates (collectively, "S&P Dow Jones Indices") S&P Dow Jones Indices does not make any representation or warranty, express or implied, to the owners of the MOFSP500 or any member of the public regarding the advisability of investing in securities generally or in MOFSP500 particularly or the ability of the S&P 500 Index to track general market performance. Past performance of an index is not an indication or guarantee of future results. S&P Dow Jones Indices' only relationship to MOAMC with respect to the S&P 500 Index is the licensing of the Index and certain trademarks, service marks and/or trade names of S&P Dow Jones Indices and/or its licensors. The **S&P 500 Index** is determined, composed and calculated by S&P Dow Jones Indices without regard to **MOAMC** or the **MOFSP500**. S&P Dow Jones Indices have no obligation to take the needs of MOAMC or the owners of MOFSP500 into consideration in determining, composing or calculating the **S S&P 500 Index**. S&P Dow Jones Indices is not responsible for and has not participated in the determination of the prices, and amount of **MOFSP500** or the timing of the issuance or sale of MOFSP500 or in the determination or calculation of the equation by which MOFSP500 is to be converted into cash, surrendered or redeemed, as the case may be. S&P Dow Jones Indices have no obligation or liability in connection with the administration, marketing or trading of MOFSP500. There is no assurance that investment products based on the S&P 500 Index will accurately track index performance or provide positive investment returns. S&P Dow Jones Indices LLC is not an investment or tax advisor. A tax advisor should be consulted to evaluate the impact of any tax-exempt securities on portfolios and the tax consequences of making any particular investment decision. Inclusion of a security within an index is not a recommendation by S&P Dow Jones Indices to buy, sell, or hold such security, nor is it considered to be investment advice.

NEITHER S&P DOW JONES INDICES NOR THIRD PARTY LICENSOR GUARANTEES THE ADEQUACY, ACCURACY, TIMELINESS AND/OR THE COMPLETENESS **OF THE S&P 500 Index** OR ANY DATA RELATED THERETO OR ANY COMMUNICATION, INCLUDING BUT NOT LIMITED TO, ORAL OR WRITTEN COMMUNICATION (INCLUDING ELECTRONIC COMMUNICATIONS) WITH RESPECT THERETO. S&P DOW JONES INDICES AND SHALL NOT BE SUBJECT TO ANY DAMAGES OR LIABILITY FOR ANY ERRORS, OMISSIONS, OR DELAYS THEREIN. S&P DOW JONES INDICES AND MAKES NO EXPRESS OR IMPLIED WARRANTIES, AND EXPRESSLY DISCLAIMS ALL WARRANTIES, OF MERCHANTABILITY OR FITNESS FOR A PARTICULAR PURPOSE OR USE OR AS TO RESULTS TO BE OBTAINED BY **MOAMC**, OWNERS OF **MOFSP500**, OR ANY OTHER PERSON OR ENTITY FROM THE USE OF THE **S&P 500** Index OR WITH RESPECT TO ANY DATA RELATED THERETO. WITHOUT LIMITING ANY OF THE FOREGOING, IN NO EVENT WHATSOEVER SHALL S&P DOW JONES INDICES BE LIABLE FOR ANY INDIRECT, SPECIAL, INCIDENTAL, PUNITIVE, OR CONSEQUENTIAL DAMAGES INCLUDING BUT NOT LIMITED TO, LOSS OF PROFITS, TRADING LOSSES, LOST TIME OR GOODWILL, EVEN IF THEY HAVE BEEN ADVISED OF THE POSSIBLITY OF SUCH DAMAGES, WHETHER IN CONTRACT, TORT, STRICT LIABILITY, OR OTHERWISE. THERE ARE NO THIRD PARTY BENEFICIARIES OF ANY AGREEMENTS OR ARRANGEMENTS BETWEEN S&P DOW JONES INDICES AND MOAMC, OTHER THAN THE LICENSORS OF S&P DOW JONES INDICES

Disclaimer

NASDAQ OMX Group, Inc.

The Product i.e. MOFN100 is not sponsored, endorsed, sold or promoted by The NASDAQ OMX Group, Inc. or its affiliates (NASDAQ OMX, with its affiliates, are referred to as the "Corporations"). The Corporations have not passed on the legality or suitability of, or the accuracy or adequacy of descriptions and disclosures relating to, the Product. The Corporations make no representation or warranty, express or implied to the owners of the Product or any member of the public regarding the advisability of investing in securities generally or in the Product particularly, or the ability of the Nasdaq-100 Index® to track general stock market performance. The Corporations' only relationship to Motilal Oswal Asset Management Company Ltd. ("Licensee") is in the licensing of the NASDAQ®, OMX®, NASDAQ OMX®, NASDAQ-100®, and NASDAQ-100 Index® registered trademarks, and certain trade names of the Corporations and the use of the NASDAQ-100 Index® which is determined, composed and calculated by NASDAQ OMX without regard to Licensee or the Product. NASDAQ OMX has no obligation to take the needs of the Licensee or the owners of the Product(s) into consideration in determining, composing or calculating the NASDAQ-100 Index®. The Corporations are not responsible for and have not participated in the determination of the timing of, prices at, or quantities of the Product to be issued or in the determination or calculation of the equation by which the Product is to be converted into cash. The Corporations have no liability in connection with the administration, marketing or trading of the Product.

THE CORPORATIONS DO NOT GUARANTEE THE ACCURACY AND/OR UNINTERRUPTED CALCULATION OF THE NASDAQ-100 INDEX® OR ANY DATA INCLUDED THEREIN. THE CORPORATIONS MAKE NO WARRANTY, EXPRESS OR IMPLIED, AS TO RESULTS TO BE OBTAINED BY LICENSEE, OWNERS OF THE PRODUCT(S), OR ANY OTHER PERSON OR ENTITY FROM THE USE OF THE NASDAQ-100 INDEX® OR ANY DATA INCLUDED THEREIN. THE CORPORATIONS MAKE NO EXPRESS OR IMPLIED WARRANTIES, AND EXPRESSLY DISCLAIM ALL WARRANTIES OF MERCHANTABILITY OR FITNESS FOR A PARTICULAR PURPOSE OR USE WITH RESPECT TO THE NASDAQ-100 INDEX® OR ANY DATA INCLUDED THEREIN. WITHOUT LIMITING ANY OF THE FOREGOING, IN NO EVENT SHALL THE CORPORATIONS HAVE ANY LIABILITY FOR ANY LOST PROFITS OR SPECIAL, INCIDENTAL, PUNITIVE, INDIRECT, OR CONSEQUENTIAL DAMAGES, EVEN IF NOTIFIED OF THE POSSIBILITY OF SUCH DAMAGES.

BSE

The Bombay Stock Exchange Limited ("the Exchange") has given vide its letter dated February 10, 2011 permission to the Mutual Fund to use the Exchange's name in this Scheme Information Document as one of the stock exchanges on which the Mutual Fund's units are proposed to be listed subject to, the Mutual Fund fulfilling the various criteria for listing. The Exchange has scrutinized this Scheme Information Document for its limited internal purpose of deciding on the matter of granting the aforesaid permission to the Mutual Fund. The Exchange does not in any manner:-

1. warrant, certify or endorse the correctness or completeness of any of the contents of this SID;

2. warrant that the Mutual Fund's units will be listed or will continue to be listed on the Exchange;

3. take any responsibility for the financial or other soundness of the Mutual Fund, its sponsors, its promoters, its management or any scheme or project of this Mutual Fund.

and should not for any reason be deemed or construed that the Scheme Information Document has been cleared or approved by the Exchange. Every person who desires to apply for or otherwise acquire any units of Motilal Oswal NASDAQ-100 (MOFN100) of this Mutual Fund may do so pursuant to independent inquiry, investigation and analysis and shall not have any claim against the Exchange whatsoever by reason of any loss which may be suffered by such person consequent to or in connection with such subscription /acquisition whether by reason of anything stated or omitted to be stated herein or any other reason whatsoever.