

# Global Market Snapshot | February 2025



# Indian Market Update

Index	28-Feb-25	Change (%)			
		1M	3M	6M	1Y
<b>Equity – Size</b>					
Nifty 50	22,124.70	-5.89%	-8.31%	-12.33%	0.65%
Nifty Next 50	57,063.05	-9.61%	-19.32%	-24.20%	-3.27%
Nifty Midcap 150	17,750.55	-10.58%	-15.10%	-19.04%	-0.45%
Nifty Smallcap 250	13,844.55	-12.66%	-21.85%	-23.81%	-7.49%
Nifty Microcap 250	19,479.15	-14.32%	-22.44%	-22.42%	-3.65%
Nifty 500	19,880.90	-7.88%	-12.37%	-16.24%	-1.04%
<b>Equity – Sector / Industry</b>					
Auto	20,498.60	-10.36%	-12.28%	-21.68%	0.42%
Bank	48,344.70	-2.51%	-7.13%	-5.85%	4.82%
Consumer Durables	34,458.85	-8.33%	-14.22%	-16.59%	7.53%
Energy	30,018.15	-11.44%	-19.91%	-31.40%	-22.71%
FMCG	50,689.00	-10.59%	-12.52%	-19.62%	-6.16%
Healthcare	12,685.50	-8.00%	-10.20%	-12.56%	6.15%
IT	37,318.30	-12.53%	-13.51%	-12.78%	-1.07%
Metal	8,219.25	-2.15%	-9.02%	-12.61%	3.75%
Realty	797.90	-13.40%	-21.79%	-24.25%	-12.37%
Defence	5,131.80	-19.74%	-23.48%	-25.93%	15.35%
<b>Equity – Strategy / Factor</b>					
Momentum#	44,884.85	-9.75%	-24.19%	-28.93%	-10.04%
Low Volatility#	1,635.27	-6.19%	-7.35%	-14.22%	-3.28%
Quality#	1,576.31	-9.70%	-13.94%	-24.00%	-6.60%
Enhanced Value#	799.17	-7.35%	-13.31%	-22.39%	-6.07%
<b>Fixed Income</b>					
Nifty 5 yr Benchmark G-Sec*	6,005.43	0.53%	1.96%	3.84%	8.75%
Nifty 10 yr Benchmark G-Sec*	2,479.28	0.36%	1.91%	4.08%	9.02%
Nifty Liquid*	4,759.32	0.55%	1.77%	3.54%	7.38%
Nifty Short Duration Debt*	5,625.15	0.53%	1.79%	3.62%	7.58%
Nifty Long Duration Debt*	5,848.20	-0.26%	0.94%	2.87%	7.66%

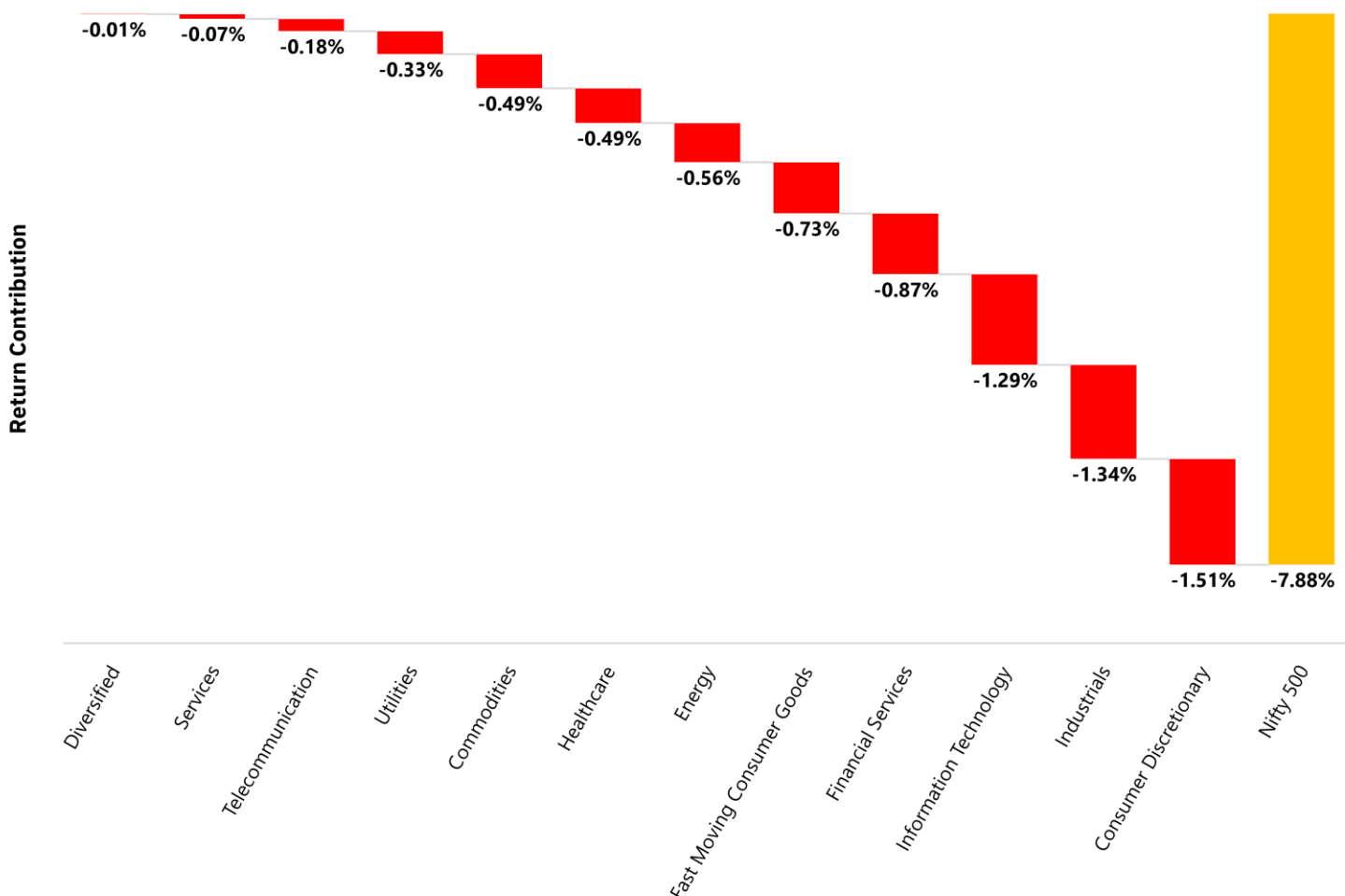
Source/Disclaimer: \*Fixed income returns are absolute; Duration of Nifty Liquid Index is 0.07 years. #BSE index used, all other indices are from NSE. Index values – niftyindices.com, AceMF, AMFI. All performance data in INR. Performance results may have many inherent limitations and no representation is being made that any investor will, or is likely to achieve the performance similar to that shown. Past performance may or may not be sustained in future and is not a guarantee of any future returns. The above table is used to explain the concept and is for illustration purpose only. It should not be used for development or implementation of any investment strategy.

# Indian Market Update

## Quick Take

- The Nifty 500 Index declined by 7.88% in February 2025, reflecting contractions across multiple sectors.
- Consumer Discretionary and Industrials were the key contributors to the decline with returns of -1.51% and -1.34% respectively.
- The Broader market indices saw a downturn, the Nifty Microcap 250 stood at -14.32%. While Nifty 50 closed at -6%. These outcomes suggest that smaller-capitalization segments experienced comparatively larger adjustment.
- Factor-based strategies reflected broader market movement, while fixed-income instruments, including Nifty 5 yr. Benchmark G-Sec (+0.53%), exhibited relative stability.
- The observed market trajectory suggests a cautious sentiment among investors, potentially influenced by macroeconomic conditions, sector-specific developments, and global financial market trends.

## Return contribution by sector – Nifty 500 Index (Feb-25)



Source/Disclaimer: Return contribution by sector calculated on the basis of monthly index portfolio. Macro Economic Sectors as per AMFI Industry Classification for Nifty 500. Performance results may have many inherent limitations and no representation is being made that any investor will, or is likely to achieve the performance similar to that shown. The above graph is used to explain the concept and is for illustration purpose only. It should not be used for development or implementation of any investment strategy. The sectors mentioned herein are for general assessment purpose only and not a complete disclosure of every material fact. It should not be construed as an investment advice to any party. Past performance may or may not be sustained in the future and is not a guarantee of any future returns.

# Global Market Update

Index	28-Feb-25	Change (%)			
		1M	3M	6M	1Y
<b>Equity – US</b>					
S&P 500 (\$)	5,954.50	-1.42%	-1.29%	5.42%	16.84%
NASDAQ 100 (\$)	20,884.41	-2.76%	-0.22%	6.69%	15.74%
Dow Jones Industrial Average (\$)	43,840.91	-1.58%	-2.38%	5.48%	12.42%
<b>Equity – Emerging Markets</b>					
China* (\$)	72.53	11.76%	15.44%	28.12%	34.98%
Taiwan* (\$)	831.33	-4.38%	2.77%	3.18%	25.00%
Korea* (\$)	407.25	-0.70%	-2.43%	-17.71%	-17.36%
Brazil* (\$)	1,249.91	-5.37%	-4.23%	-16.91%	-25.97%
South Africa* (\$)	455.22	0.54%	-0.13%	-1.97%	23.46%
<b>Equity – Developed Markets</b>					
United Kingdom * (\$)	1,319.10	3.08%	5.31%	0.51%	14.19%
Japan * (\$)	3,937.28	-1.38%	-0.29%	-4.87%	-1.17%
France * (\$)	2,521.74	2.12%	10.28%	0.09%	-0.51%
Switzerland * (\$)	7,909.21	3.47%	7.42%	-1.94%	10.13%
Germany * (\$)	2,659.62	3.70%	12.25%	10.92%	18.73%
<b>Commodities / Forex</b>					
WTI Crude Oil (\$ / barrel)	69.76	-3.82%	2.59%	-5.58%	-10.86%
Gold (\$ / ounce)	2,834.55	0.80%	6.92%	12.78%	38.40%
Silver (\$ / ounce)	31.14	-1.49%	1.42%	5.65%	39.37%
USD / INR	87.50	1.02%	3.56%	4.33%	5.53%
<b>Cryptocurrencies</b>					
Bitcoin (\$)	80,376.50	-22.72%	-16.53%	36.09%	31.38%
Ethereum (\$)	2,134.56	-33.64%	-40.33%	-15.21%	-36.13%

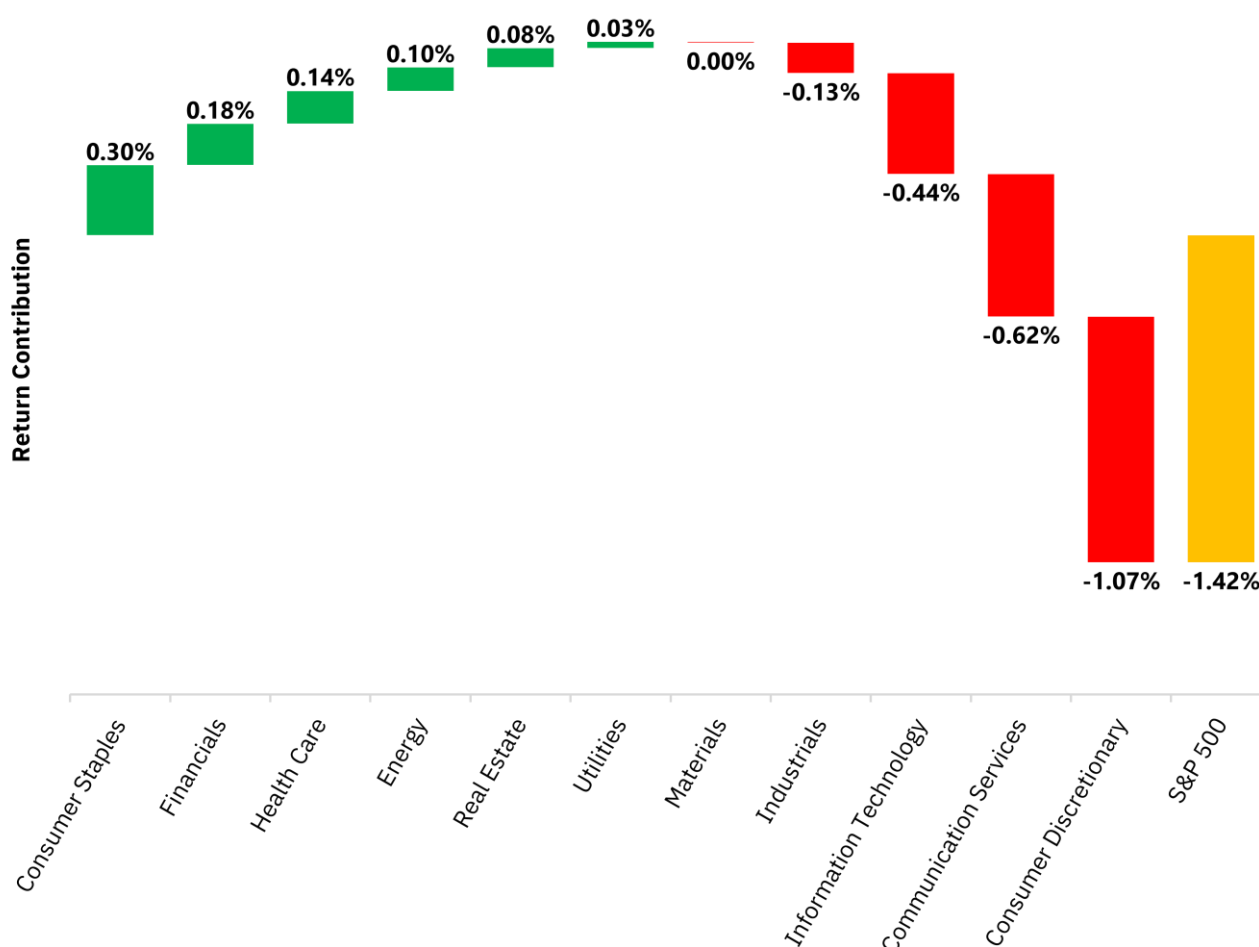
Source/Disclaimer: \*MSCI country indices used. Index values – Factset, Yahoo Finance. All performance data in USD. Performance results may have many inherent limitations and no representation is being made that any investor will, or is likely to achieve the performance similar to that shown. Past performance may or may not be sustained in future and is not a guarantee of any future returns. The above table is used to explain the concept and is for illustration purpose only. It should not be used for development or implementation of any investment strategy.

# Global Market Update

## Quick Take

- The S&P 500 Index declined by -1.42% and the NASDAQ 100 by -2.76%.
- Developed markets displayed mixed movements, where Switzerland (+3.47%) and United Kingdom (+3.08%) registered gains, while Japan (-1.38%) showed a contraction.
- The Consumer Discretionary sector (-1.07%) and Communication Services (-0.62%) contributed significantly to the downtrend. Conversely, Consumer Staples (+0.30%) and Financials (+0.18%) showed resilience.
- Commodity markets experienced fluctuations, with Crude Oil declining by 3.82% and Silver by 1.49%, while Gold (+0.80%) registered increases.
- Cryptocurrency markets showed contraction, with Bitcoin down 22.72% and Ethereum down 33.64%.

## Return contribution by sector – S&P 500 Index (Feb-25)



Source/Disclaimer: MOAMC. Return contribution by sector calculated on the basis of monthly index portfolio. Global Industry Classification Standard (GICS) by MSCI & S&P Dow Jones Indices for S&P 500. Performance results may have many inherent limitations and no representation is being made that any investor will, or is likely to achieve the performance similar to that shown. The above graph is used to explain the concept and is for illustration purpose only. It should not be used for development or implementation of any investment strategy. The sectors mentioned herein are for general assessment purpose only and not a complete disclosure of every material fact. It should not be construed as an investment advice to any party. Past performance may or may not be sustained in the future and is not a guarantee of any future returns.

# Economic Indicators

Indicators	28-Feb-25			
		1M	3M	6M
<b>India</b>				
CPI Inflation (%), 31 Jan 25^	4.31%	5.22%	6.21%	3.54%
Repo rate (%)	6.25%	6.50%	6.50%	6.50%
TREPS (Overnight)	6.34%	6.49%	6.65%	6.54%
10-year Yield (%)	6.77%	6.73%	6.83%	6.86%
PMI - Composite	60.60	57.70	59.50	60.50
FII Flows (₹ Cr)	-24,301	-77,211	-21,444	25,493
DII Flows (₹ Cr)	-13,100	5,758	-1,157	-20,785
GST Collections (₹ Cr)	1,83,646	1,95,506	1,82,269	1,74,962
Unemployment (%)	8.10%	7.90%	8.10%	8.20%
<b>United States</b>				
CPI Inflation (%), 31 Jan 25^	3.00%	2.90%	2.60%	2.90%
Target Fed Funds rate (%), 31 Jan 25^	4.50%	4.48%	5.00%	5.50%
10-year Yield (%)	4.19%	4.55%	4.17%	3.92%
US PMI - Composite	50.40	52.70	54.90	54.10
US Tax Receipts (\$ Bn), 31 Jan 25^	513	454	326	330
Unemployment (%), 31 Jan 25^	4.00%	4.10%	4.10%	4.30%

Source/Disclaimer: Factset, RBI, MOSPI, GST Council, IHS Markit, CMIE, NYFED, US BLS, US Treasury, SEBI, CDSL. Data as of latest available. Performance results may have many inherent limitations and no representation is being made that any investor will, or is likely to achieve the performance similar to that shown. Past performance may or may not be sustained in future and is not a guarantee of any future returns. The above table/graph is used to explain the concept and is for illustration purpose only. It should not be used for development or implementation of any investment strategy. ^ Data shown is as of last month due to delay in publication by source.

## Quick Take

- India's inflation fell to 4.31% in January 2025 from 5.22%, approaching the RBI's 4% target after four months above 5%. This trend reinforces the case for potential rate cuts, with the Repo rate at 6.25%.
- The US CPI inflation stood at 3%, reflecting marginal increase from 2.90% in the prior month.
- TREPS stood at 6.34%, while the 10-year bond yield was 6.77% showing stability from the previous month. US 10-year yield was 4.19%, moderating from 4.55% in the previous month, reflecting evolving market conditions.
- FII flows recorded -24,301, compared to -77,211 in the prior month, while DII flows stood at -13,100, shifting from an inflow of 5,758 previously.
- Unemployment rate was 8.10%, showing a slight increase, while the PMI Composite index rose to 60.60, suggesting continued business activity.

# Motilal Oswal Passive Fund Offerings

Invest across market segments through our Passive Funds

Motilal Oswal	Category	Name of the scheme
<b>Index Funds</b> Domestic Offering	Multicap	<a href="#">Motilal Oswal Nifty 500 Index Fund</a>
	Large	<a href="#">Motilal Oswal Nifty 50 Index Fund</a>
		<a href="#">Motilal Oswal Nifty Next 50 Index Fund</a>
	Midcap	<a href="#">Motilal Oswal Nifty Midcap 150 Index Fund</a>
	Smallcap	<a href="#">Motilal Oswal Nifty Smallcap 250 Index Fund</a>
	Microcap	<a href="#">Motilal Oswal Nifty Microcap 250 Index Fund</a>
	Sector	<a href="#">Motilal Oswal Nifty Bank Index Fund</a>
		<a href="#">Motilal Oswal BSE Financials ex bank 30 Index Fund</a>
		<a href="#">Motilal Oswal Nifty India Defence Index Fund</a>
		<a href="#">Motilal Oswal Nifty MidSmall Financial Services Index Fund</a>
		<a href="#">Motilal Oswal Nifty MidSmall Healthcare Index Fund</a>
		<a href="#">Motilal Oswal Nifty MidSmall Consumption Index Fund</a>
		<a href="#">Motilal Oswal Nifty MidSmall IT and Telecom Index Fund</a>
<a href="#">Motilal Oswal Nifty Capital Market Index Fund</a>		
<b>Index Funds and FoFs</b> Fixed Income Offering	G-Sec	<a href="#">Motilal Oswal Nifty 5 Year G-Sec Fund of Fund</a>
<b>Index Funds and FoFs</b> Asset Allocation Offering	Multi Asset	<a href="#">Motilal Oswal Asset Allocation Passive Fund of Fund – Aggressive</a>
		<a href="#">Motilal Oswal Asset Allocation Passive Fund of Fund – Conservative</a>
<b>Index Funds and FoFs</b> International Offering	US	<a href="#">Motilal Oswal S&amp;P 500 Index Fund</a>
		<a href="#">Motilal Oswal NASDAQ 100 Fund of Fund</a>
	Developed Markets	<a href="#">Motilal Oswal Developed Ex-US Fund of Fund</a>
<b>ETF Offering</b>	Domestic	<a href="#">Motilal Oswal Nifty 50 ETF</a>
		<a href="#">Motilal Oswal Midcap 100 ETF</a>
		<a href="#">Motilal Oswal Nifty 500 ETF</a>
		<a href="#">Motilal Oswal BSE Healthcare ETF</a>
		<a href="#">Motilal Oswal Nifty Smallcap 250 ETF</a>
		<a href="#">Motilal Oswal Nifty Realty ETF</a>
		<a href="#">Motilal Oswal Nifty India Defence ETF</a>
	Debt	<a href="#">Motilal Oswal 5 Year G-Sec ETF</a>
	International	<a href="#">Motilal Oswal NASDAQ 100 ETF</a>
		<a href="#">Motilal Oswal Nasdaq Q 50 ETF</a>
	Factor	<a href="#">Motilal Oswal Nifty 200 Momentum 30 ETF</a>
		<a href="#">Motilal Oswal BSE Low Volatility ETF</a>
		<a href="#">Motilal Oswal BSE Quality ETF</a>
<a href="#">Motilal Oswal BSE Enhanced Value ETF</a>		
		<a href="#">Motilal Oswal Nifty 500 Momentum 50 ETF</a>
<b>Factor Index Fund Offering</b>	Factor	<a href="#">Motilal Oswal Nifty 200 Momentum 30 Index Fund</a>
		<a href="#">Motilal Oswal BSE Low Volatility Index Fund</a>
		<a href="#">Motilal Oswal BSE Quality Index Fund</a>
		<a href="#">Motilal Oswal BSE Enhanced Value Index</a>
		<a href="#">Motilal Oswal Nifty 500 Momentum 50 Index Fund</a>
<b>Index Funds and FoFs</b> Commodities Offering	Metals	<a href="#">Motilal Oswal Gold and Silver ETFs Fund of Funds</a>

To know more about Motilal Mutual Fund -



Social media links-



# Product Suitability

Name of the scheme	This product is suitable for investors who are seeking*	Scheme Riskometer
Motilal Oswal Nifty 50 Index Fund (An open ended scheme replicating / tracking Nifty 50 Total Return Index)	<ul style="list-style-type: none"> <li>• Long term capital growth</li> <li>• Return that corresponds to the performance of the Nifty 50 Total Return Index, subject to tracking error</li> <li>• Investment in securities constituting Nifty 50 Total Return Index</li> </ul>	 <p>The risk of the scheme is Very High</p>
Motilal Oswal Nifty Next 50 Index Fund (An open ended scheme replicating / tracking Nifty Next 50 Total Return Index)	<ul style="list-style-type: none"> <li>• Return that corresponds to the performance of Nifty Next 50 Total Return Index subject to tracking error</li> <li>• Investment in securities constituting of Nifty Next 50 Index</li> <li>• Long term capital growth</li> </ul>	 <p>The risk of the scheme is Very High</p>
Motilal Oswal Nifty Midcap 150 Index Fund (An open ended scheme replicating / tracking Nifty Midcap 150 Total Return Index)	<ul style="list-style-type: none"> <li>• Return that corresponds to the performance of Nifty Midcap 150 Total Return Index subject to tracking error</li> <li>• Investment in securities constituting Nifty Midcap 150 Index</li> <li>• Long term capital growth</li> </ul>	 <p>The risk of the scheme is Very High</p>
Motilal Oswal Nifty Smallcap 250 Index Fund (An open ended scheme replicating / tracking Nifty Smallcap 250 Total Return Index)	<ul style="list-style-type: none"> <li>• Return that corresponds to the performance of Nifty Small cap 250 Total Return Index subject to tracking error</li> <li>• Investment in securities constituting Nifty Small cap 250 Index</li> <li>• Long term capital growth</li> </ul>	 <p>The risk of the scheme is Very High</p>
Motilal Oswal Nifty 500 Index Fund (formerly known as Motilal Oswal Nifty 500 Fund) (An open ended scheme replicating / tracking Nifty 500 Total Return Index)	<ul style="list-style-type: none"> <li>• Return that corresponds to the performance of Nifty 500 Total Return Index subject to tracking error</li> <li>• Equity and equity related securities covered by Nifty 500 Total Return Index</li> <li>• Long term capital growth</li> </ul>	 <p>The risk of the scheme is Very High</p>
Motilal Oswal Nifty 50 ETF (Formerly known as Motilal Oswal M50 ETF) (An open ended scheme replicating/tracking Nifty 50 Total Return Index) BSE: 590115, NSE: MOM50	<ul style="list-style-type: none"> <li>• Return that corresponds to the performance of the Nifty 50 Total Return Index subject to tracking error.</li> <li>• Investment in securities constituting Nifty 50 Total Return Index.</li> <li>• Long Term Capital Growth.</li> </ul>	 <p>The risk of the scheme is Very High</p>
Motilal Oswal Nifty Midcap 100 ETF (Formerly known as Motilal Oswal Nifty Midcap 100 ETF) (An open ended scheme replicating/tracking Nifty Midcap 100 Total Return Index) BSE: 536960, NSE: MOM100	<ul style="list-style-type: none"> <li>• Return that corresponds to the performance of the Nifty Midcap 100 Total Return Index, subject to tracking error.</li> <li>• Investment in securities constituting of Nifty Midcap 100 Index.</li> <li>• Long term capital growth.</li> </ul>	 <p>The risk of the scheme is Very High</p>
Motilal Oswal Nifty Bank Index Fund (An open ended scheme replicating / tracking Nifty Bank Total Return Index)	<ul style="list-style-type: none"> <li>• Return that corresponds to the performance of the Nifty Bank Total Return Index, subject to tracking error</li> <li>• Investment in securities constituting Nifty Bank Index.</li> <li>• Long term capital growth</li> </ul>	 <p>The risk of the scheme is Very High</p>

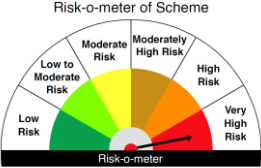

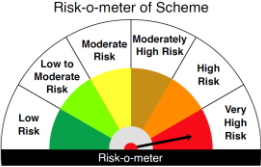

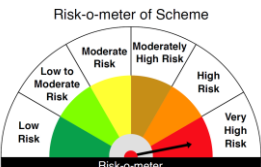
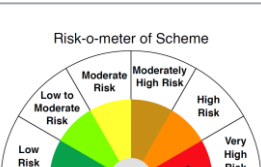
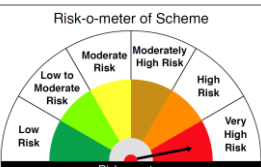
# Product Suitability

Name of the scheme	This product is suitable for investors who are seeking*	Scheme Riskometer
<p>Motilal Oswal Nifty Realty ETF (An open ended scheme replicating / tracking Nifty Realty Total Return Index)</p>	<ul style="list-style-type: none"> <li>Return that corresponds to the performance of Nifty Realty Total Return Index subject to tracking error.</li> <li>Long term capital growth.</li> </ul>	 <p>The risk of the scheme is Very High</p>
<p>Motilal Oswal S&amp;P 500 Index Fund (An open ended scheme replicating / tracking S&amp;P 500 Total Return Index)</p>	<ul style="list-style-type: none"> <li>Return that corresponds to the performance of S&amp;P 500 Total Return Index subject to tracking error</li> <li>Investment in securities constituting S&amp;P 500 Index</li> </ul>	 <p>The risk of the scheme is Very High</p>
<p>Motilal Oswal NASDAQ 100 ETF (An open ended scheme replicating/tracking NASDAQ-100 Total Return Index) BSE: 533385, NSE: MOFN100)</p>	<ul style="list-style-type: none"> <li>Return that corresponds to the performance of the NASDAQ-100 Total Returns Index, subject to tracking error</li> <li>Investment in securities constituting of NASDAQ-100 Index</li> </ul>	 <p>The risk of the scheme is Very High</p>
<p>Motilal Oswal NASDAQ 100 Fund of Fund (An open ended fund of fund scheme investing in Motilal Oswal Nasdaq 100 ETF)</p>	<ul style="list-style-type: none"> <li>Return that corresponds to the performance of the NASDAQ-100 Total Returns Index, subject to tracking error</li> <li>Investment in units of Motilal Oswal Nasdaq 100 ETF</li> </ul>	 <p>The risk of the scheme is Very High</p>
<p>Motilal Oswal Asset Allocation Passive Fund of Fund – Aggressive (An open ended fund of funds scheme investing in passive funds)</p>	<ul style="list-style-type: none"> <li>To generate long term growth/capital appreciation by offering asset allocation.</li> <li>Investment solution that predominantly invests in passive funds such as ETF/Index Funds of equity and equity related instruments (domestic as well as international), fixed income and Gold.</li> </ul>	 <p>The risk of the scheme is Very High</p>
<p>Motilal Oswal Asset Allocation Passive Fund of Fund – Conservative (An open ended fund of funds scheme investing in passive funds)</p>	<ul style="list-style-type: none"> <li>To generate long term growth/capital appreciation by offering asset allocation.</li> <li>Investment solution that predominantly invests in passive funds such as ETF/Index Funds of equity and equity related instruments (domestic as well as international), fixed income and Gold</li> </ul>	 <p>The risk of the scheme is High</p>
<p>Motilal Oswal Nifty 5 YR Benchmark G Sec ETF (An open ended scheme replicating/tracking Nifty 5 yr Benchmark G-Sec Total Return Index) (A-III A relatively low interest rate risk and relatively low credit risk) BSE: 543250, NSE: MOGSEC</p>	<ul style="list-style-type: none"> <li>Return that corresponds to the performance of the Nifty 5 yr Benchmark G – Sec Total Return Total Return Index, subject to tracking error.</li> <li>Investment in securities constituting of Nifty 5 yr Benchmark G-Sec Index.</li> </ul>	 <p>The risk of the scheme is Moderate</p>
<p>Motilal Oswal 5 Year G-Sec Fund of Fund (An open ended fund of funds scheme investing in units of Motilal Oswal Nifty 5 YR Benchmark G-Sec ETF) (A-III A relatively low interest rate risk and relatively low credit risk)</p>	<ul style="list-style-type: none"> <li>Long term capital appreciation</li> <li>Return that corresponds to the performance of Motilal Oswal 5 Year G-Sec ETF through investment in its units.</li> </ul>	 <p>The risk of the scheme is Moderate</p>

# Product Suitability

Name of the scheme	This product is suitable for investors who are seeking*	Scheme Riskometer
<p>Motilal Oswal NASDAQ Q 50 ETF (An open ended scheme replicating/tracking Nasdaq Q-50 TR Index) BSE: 543437, NSE: MONQ50</p>	<ul style="list-style-type: none"> <li>Return that corresponds to the performance of the NASDAQ Q-50 Total Return Index subject to tracking error and forex movement.</li> <li>Long term capital growth.</li> </ul>	 <p>The risk of the scheme is Very High</p>
<p>Motilal Oswal Nifty 200 Momentum 30 ETF (An open ended fund replicating / tracking the Nifty 200 Momentum 30 Total Return Index (BSE: 543465, NSE: MOMOMENTUM))</p>	<ul style="list-style-type: none"> <li>Return that corresponds to the performance of the Nifty 200 Momentum 30 Total Return Index subject to tracking error.</li> <li>Long term capital growth.</li> </ul>	 <p>The risk of the scheme is Very High</p>
<p>Motilal Oswal Nifty 200 Momentum 30 Index Fund (An open ended fund replicating / tracking the Nifty 200 Momentum 30 Total Return Index)</p>	<ul style="list-style-type: none"> <li>Return that corresponds to the performance of Nifty 200 Momentum 30 Total Return Index subject to tracking error</li> <li>Long term capital growth</li> </ul>	 <p>The risk of the scheme is Very High</p>
<p>Motilal Oswal BSE Low Volatility ETF (An open ended fund replicating / tracking the BSE Low Volatility Total Return Index BSE: 543501, NSE: MOLOWVOL)</p>	<ul style="list-style-type: none"> <li>Return that corresponds to the performance of the BSE Low Volatility Total Return Index subject to tracking error.</li> <li>Long term capital growth.</li> </ul>	 <p>The risk of the scheme is Very High</p>
<p>Motilal Oswal BSE Low Volatility Index Fund (An open ended fund replicating / tracking the BSE Low Volatility Total Return Index)</p>	<ul style="list-style-type: none"> <li>Return that corresponds to the BSE Low Volatility Total Return Index subject to tracking error.</li> <li>Long term capital growth.</li> </ul>	 <p>The risk of the scheme is Very High</p>
<p>Motilal Oswal BSE Financials ex Bank 30 Index Fund (An open ended fund replicating / tracking the BSE Financials ex Bank 30 Total Return Index)</p>	<ul style="list-style-type: none"> <li>Return that corresponds to the performance of BSE Financials ex Bank 30 Total Return Index subject to tracking error.</li> <li>Long term capital growth.</li> </ul>	 <p>The risk of the scheme is Very High</p>
<p>Motilal Oswal BSE Healthcare ETF (An open ended fund replicating / tracking the BSE Healthcare Total Return Index) BSE: 543563, NSE: MOHEALTH</p>	<ul style="list-style-type: none"> <li>Return that corresponds to the performance of BSE Healthcare Total Return Index subject to tracking error.</li> <li>Long term capital growth.</li> </ul>	 <p>The risk of the scheme is Very High</p>
<p>Motilal Oswal BSE Quality ETF (An open ended fund replicating / tracking the BSE Quality Total Return Index) BSE: 543577, NSE: MOQUALITY</p>	<ul style="list-style-type: none"> <li>Return that corresponds to the performance of the BSE Quality Total Return Index subject to tracking error.</li> <li>Long term capital growth.</li> </ul>	 <p>The risk of the scheme is Very High</p>

# Product Suitability

Name of the scheme	This product is suitable for investors who are seeking*	Scheme Riskometer
<p>Motilal Oswal BSE Quality Index Fund (An open ended fund replicating / tracking the BSE Quality Total Return Index)</p>	<ul style="list-style-type: none"> <li>Returns that correspond to the performance of the securities as represented by the BSE Quality Total Return Index, subject to tracking error.</li> <li>Long term capital growth.</li> </ul>	 <p>The risk of the scheme is Very High</p>
<p>Motilal Oswal BSE Enhanced Value ETF (An open ended fund replicating / tracking the BSE Enhanced Value Total Return Index) BSE:543576, NSE: MOVALUE</p>	<ul style="list-style-type: none"> <li>Return that corresponds to the performance of BSE Enhanced Value Total Return Index subject to tracking error.</li> <li>Long term capital growth.</li> </ul>	 <p>The risk of the scheme is Very High</p>
<p>Motilal Oswal BSE Enhanced Value Index Fund (An open ended fund replicating / tracking the BSE Enhanced Value Total Return Index)</p>	<ul style="list-style-type: none"> <li>Return that corresponds to the performance of BSE Enhanced Value Total Return Index subject to tracking error.</li> <li>Long term capital growth.</li> </ul>	 <p>The risk of the scheme is Very High</p>
<p>Motilal Oswal Gold and Silver ETFs Fund of Funds (An open ended fund of funds scheme investing in units of gold and silver exchange traded funds)</p>	<ul style="list-style-type: none"> <li>Long term capital appreciation</li> <li>Return that corresponds to the performance of the underlying Schemes of Gold ETF and Silver ETF.</li> </ul>	 <p>The risk of the scheme is Very High</p>
<p>Motilal Oswal Nifty Microcap 250 Index Fund (An open-ended fund replicating / tracking the Nifty Microcap 250 Total Return Index)</p>	<ul style="list-style-type: none"> <li>Return that corresponds to the total returns of the Nifty Microcap 250 Total Return Index, subject to tracking error.</li> <li>Long term capital growth.</li> </ul>	 <p>The risk of the scheme is Very High</p>
<p>Motilal Oswal Nifty Smallcap 250 ETF (An open-ended fund replicating / tracking the Nifty Smallcap 250 Total Return Index)</p>	<ul style="list-style-type: none"> <li>Return that corresponds to the total returns of the Nifty Smallcap 250 Total Return Index, subject to tracking error.</li> <li>Long term capital growth.</li> </ul>	 <p>The risk of the scheme is Very High</p>
<p>Motilal Oswal Developed markets Ex-US FoF (An open-ended fund of funds scheme investing in units of Global ETFs which track the performance of Developed Markets excluding US)</p>	<ul style="list-style-type: none"> <li>Long term capital appreciation.</li> <li>To invest in global ETFs which track the performance of Developed Markets exUS.</li> </ul>	 <p>The risk of the scheme is Very High</p>
<p>Motilal Oswal Nifty 500 ETF (An open ended scheme replicating / tracking Nifty 500 Total Return Index) NSE: MONIFTY500</p>	<ul style="list-style-type: none"> <li>Return that corresponds to the performance of Nifty 500 Total Return Index subject to tracking error.</li> <li>Long term capital growth</li> </ul>	 <p>The risk of the scheme is Very High</p>

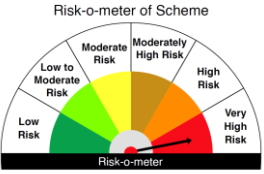
\*Investors should consult their financial advisors if in doubt about whether the product is suitable for them.

# Product Suitability

Name of the scheme	This product is suitable for investors who are seeking*	Scheme Riskometer
<p>Motilal Oswal Nifty India Defence Index Fund</p> <p>(An open-ended fund replicating/tracking the Nifty India Defence Total Return Index)</p>	<ul style="list-style-type: none"> <li>Return that corresponds to the returns of the Nifty India Defence Total Return Index, subject to tracking error</li> <li>Long term capital growth</li> </ul>	<p>Risk-o-meter of Scheme</p> <p>The risk of the scheme is Very High</p>
<p>Motilal Oswal Nifty India Defence ETF</p> <p>(An open-ended fund replicating/tracking the Nifty India Defence Total Return Index)</p>	<ul style="list-style-type: none"> <li>Return that corresponds to the returns of the Nifty India Defence Total Return Index, subject to tracking error</li> <li>Long term capital growth</li> </ul>	<p>Risk-o-meter of Scheme</p> <p>The risk of the scheme is Very High</p>
<p>Motilal Oswal Nifty 500 Momentum 50 Index Fund</p> <p>(An open-ended fund replicating/tracking the Nifty 500 Momentum 50 Total Return Index)</p>	<ul style="list-style-type: none"> <li>Return that corresponds to the returns of the the Nifty 500 Momentum 50 Total Return Index, subject to tracking error</li> <li>Long term capital growth</li> </ul>	<p>Risk-o-meter of Scheme</p> <p>The risk of the scheme is Very High</p>
<p>Motilal Oswal Nifty 500 Momentum 50 ETF</p> <p>(An open-ended fund replicating/tracking the Nifty 500 Momentum 50 Total Return Index)</p>	<ul style="list-style-type: none"> <li>Return that corresponds to the returns of the the Nifty 500 Momentum 50 Total Return Index, subject to tracking error</li> <li>Long term capital growth</li> </ul>	<p>Risk-o-meter of Scheme</p> <p>The risk of the scheme is Very High</p>
<p>Motilal Oswal Nifty MidSmall Financial Services Index Fund</p> <p>(An open ended fund replicating / tracking the Nifty MidSmall Financial Services Total Return Index)</p>	<ul style="list-style-type: none"> <li>Return that corresponds to the total returns of the Nifty MidSmall Financial Services Total Return Index, subject to tracking error.</li> <li>Long term capital growth</li> </ul>	<p>Risk-o-meter of Scheme</p> <p>The risk of the scheme is Very High</p>
<p>Motilal Oswal Nifty Mid Small Healthcare Index Fund</p> <p>(An open ended fund replicating / tracking the Nifty India MidSmall Healthcare Total Return Index)</p>	<ul style="list-style-type: none"> <li>Return that corresponds to the performance of Nifty MidSmall Healthcare Total Return Index subject to tracking error</li> <li>Long-term capital growth</li> </ul>	<p>Risk-o-meter of Scheme</p> <p>The risk of the scheme is Very High</p>
<p>Motilal Oswal Nifty Mid Small IT &amp; Telecom Index Fund</p> <p>(An open ended fund replicating / tracking the Nifty India MidSmall IT &amp; Telecom Total Return Index)</p>	<ul style="list-style-type: none"> <li>Return that corresponds to the performance of Nifty MidSmall IT &amp; Telecom Total Return Index subject to tracking error</li> <li>Long-term capital growth</li> </ul>	<p>Risk-o-meter of Scheme</p> <p>The risk of the scheme is Very High</p>
<p>Motilal Oswal Nifty Mid Small India Consumption Index Fund</p> <p>(An open ended fund replicating / tracking the Nifty India Midsmall India Consumption Total Return Index)</p>	<ul style="list-style-type: none"> <li>Return that corresponds to the performance of Nifty Midsmall India Consumption Total Return Index subject to tracking error</li> <li>Long-term capital growth</li> </ul>	<p>Risk-o-meter of Scheme</p> <p>The risk of the scheme is Very High</p>

\*Investors should consult their financial advisors if in doubt about whether the product is suitable for them.

# Product Suitability

Name of the scheme	This product is suitable for investors who are seeking*	Scheme Riskometer
<p>Motilal Oswal Nifty Capital Market Index Fund</p> <p>(An open-ended fund replicating/tracking the Nifty Capital Market Total Return Index)</p>	<ul style="list-style-type: none"> <li>Return that corresponds to the returns of the Nifty Capital Market Total Return Index, subject to tracking error.</li> <li>Long-term capital growth</li> </ul>	 <p>The risk of the scheme is Very High</p>

\*Investors should consult their financial advisors if in doubt about whether the product is suitable for them.



“All you need for a lifetime of successful investing is a few big winners, and the pluses from those will overwhelm the minuses from the stocks that don’t work out.”

- Peter Lynch



This has been issued on the basis of internal data, publicly available information and other sources believed to be reliable. The information contained in this document is for general purposes only and not a complete disclosure of every material fact. Investors will be bearing the expenses of the fund of funds (FoF) scheme, in addition to the expenses of underlying scheme in which the fund of funds scheme makes investments. The stocks/sectors mentioned herein is for explaining the concept and shall not be construed as an investment advice to any party. The information / data herein alone is not sufficient and shouldn't be used for the development or implementation of an investment strategy. It should not be construed as investment advice to any party. All opinions, figures, estimates and data included in this material are as on date. This content does not warrant the completeness or accuracy of the information and disclaims all liabilities, losses and damages arising out of the use of this information. The statements contained herein may include statements of future expectations and other forward-looking statements that are based on our current views and assumptions and involve known and unknown risks and uncertainties that could cause actual results, performance or events to differ materially from those expressed or implied in such statements. Readers shall be fully responsible/liable for any decision taken on the basis of this article. Past performance may or may not be sustained in future. The schemes being an index schemes follows a passive investment technique and shall only invest in Securities comprising one selected index irrespective of its market conditions.

**Mutual Fund investments are subject to market risks, read all scheme related documents carefully.**